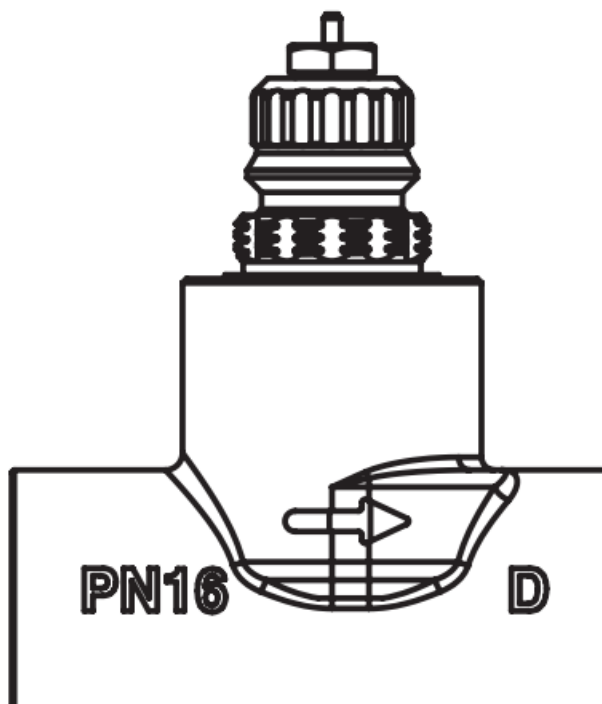


Danfoss VIFOD302 Steel Valve for Convectors in Heating Systems Installation Guide

[Home](#) » [Danfoss](#) » Danfoss VIFOD302 Steel Valve for Convectors in Heating Systems Installation Guide 

Danfoss VIFOD302 Steel Valve for Convectors in Heating Systems



Contents

- [1 Application](#)
- [2 Ordering And Specifications](#)
- [3 Design And Handling](#)
- [4 Dimensions](#)
- [5 Replacing The Gland Seal](#)
- [6 Mounting Instructions](#)
- [7 Customer Support](#)
- [8 Documents / Resources](#)
 - [8.1 References](#)
- [9 Related Posts](#)

Application

The steel valve is designed for welding into convectors by the manufacturer.

The complete valve consists of a steel valve body and a large capacity valve insert with fixed flow through the valve. The insert has connection for all Danfoss RA 2000 thermostatic sensors.

The flow capacity of this valve is designed for one-pipe heating systems.

Ordering And Specifications

Part	Code no.
Valve insert with RA 2000 sensor connection	013G1805
Steel valve body, straight pattern, welding connections	013G1801
Spare part: Gland seal for valve insert, 10 pcs/pack	013L0669
Spare part: Cover cap, green	013G8469

Type	Differential pressure 1)		Test pressure	Work. pressure	Max. water temperature	Code no.
	Recom.	Technical				
RA-G valve, incl. cap	0.05 – 0.1 bar	0.15 bar	25 bar	16 bar	120° C	013G1809

RA-G 013G1 809	P-band (K)					Kvs
	0.5	1.0	1.5	2.0	3.0	
kV -value 2) (m ³ /h at Δp = 1 bar)	0.55	1.11	1.63	2.14	3.07	4.32

1. The maximum differential pressure specified is the maximum pressure at which the valves give satisfactory regulation. As with any device which imposes a pressure drop in the system, noise may occur under certain flow/pressure conditions. To ensure quiet operation, maximum pressure drop should not exceed 0.3 to 0.35 bar. The differential pressure can be reduced by the use of the Danfoss differential pressure regulators.
2. The kv-value indicates the flow volume (Q) in m³ /h at a given lift and a pressure drop (p) across the valve at 1 bar. $kv = Q / \sqrt{\Delta p}$. The kvs-value states the flow Q at a maximum lift, i.e. at fully open valve. If a remote temperature adjuster is used, the P-band is increased by a factor of 1.1.

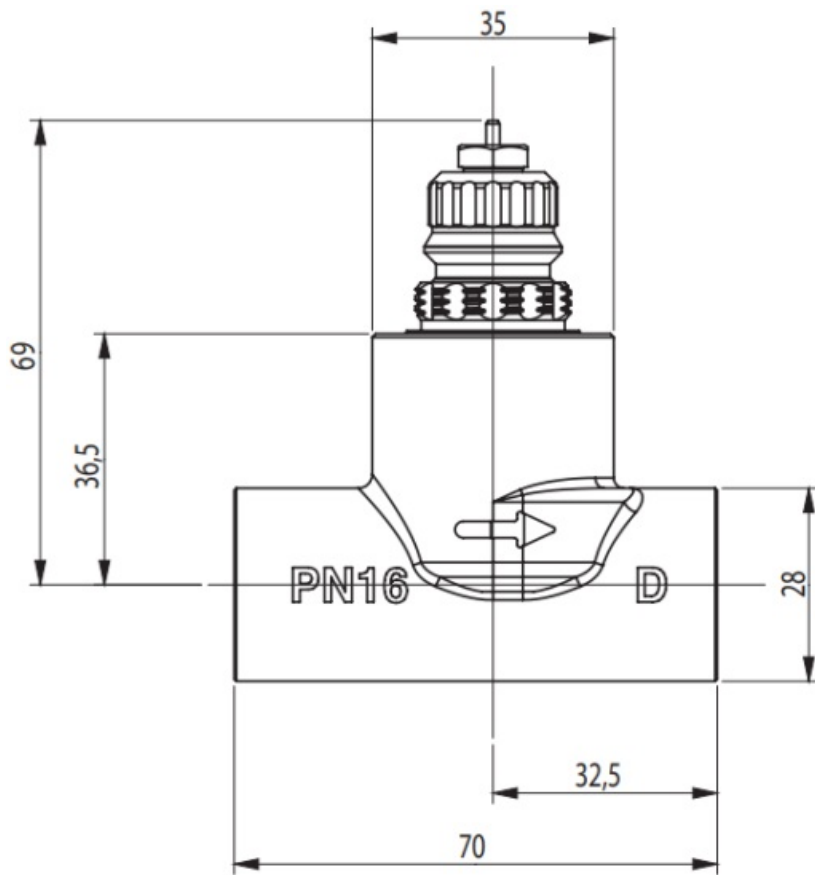
Design And Handling

Materials in contact with water

Valve body	Welding proof ASTM steel
Valve top	Ms 58
Valve seat	ASTM steel
O-rings	NBR / EPDM
Valve spindle	Ms 58
Valve cone	NBR
Pressure pin and valve spring	Chrome steel

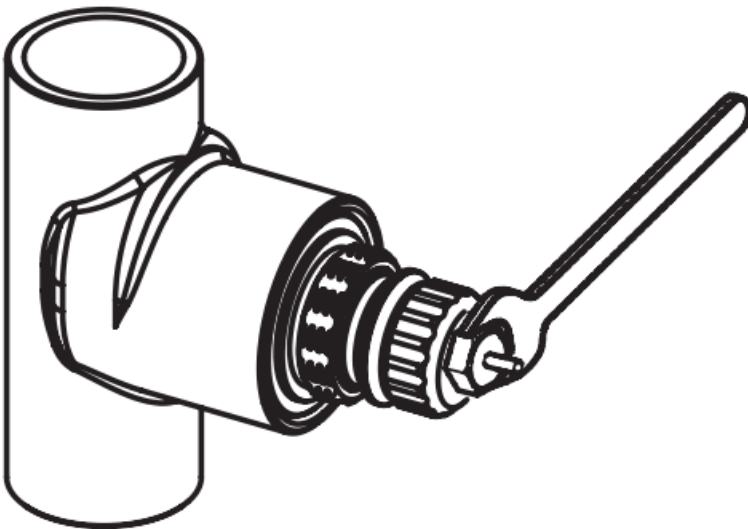
To avoid calcification and corrosion, it is important for the composition of the circulating water to comply with the VDI 2035 guidelines.

Dimensions

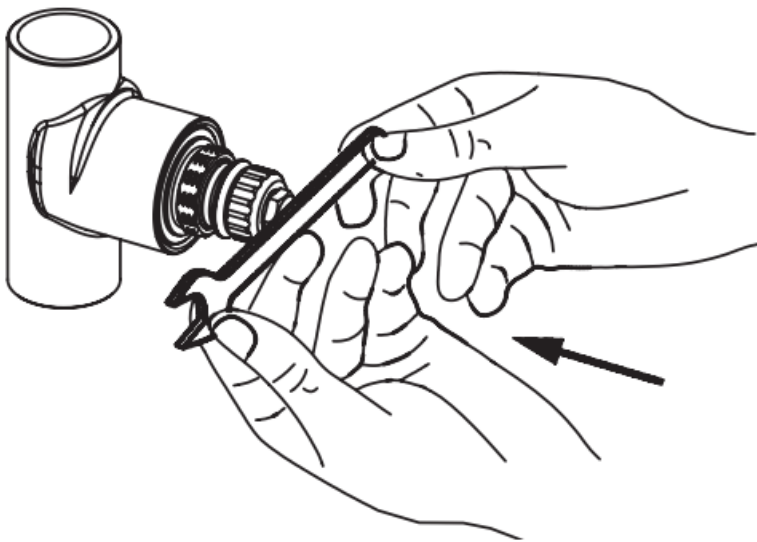


Replacing The Gland Seal

1. The gland seal can be replaced with the system in operation. Use a 10M spanner to remove the old gland seal.



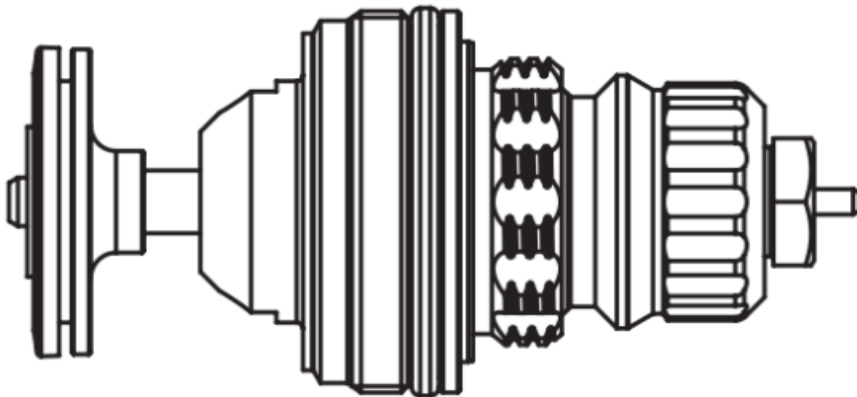
2. After replacing the gland seal , test if the valve spindle is operating freely.



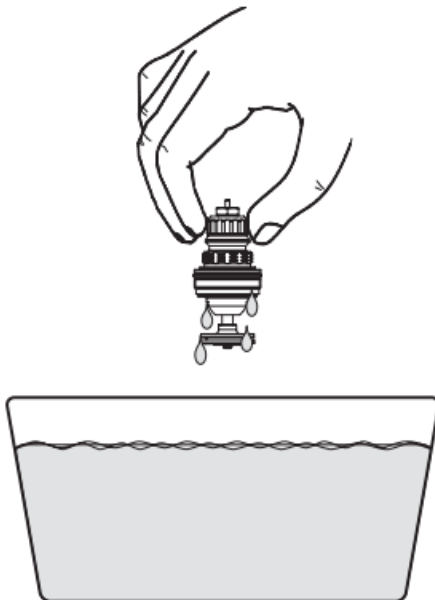
Mounting Instructions

Note!

Valve body and insert should always be handled with utmost care. Keep in original packing until final use. Any damage may result in malfunction of the valve.

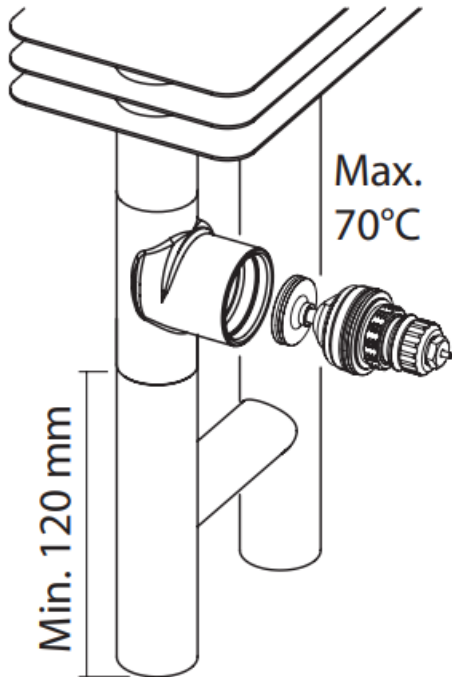


1. Lubricate valve insert by dipping in water.

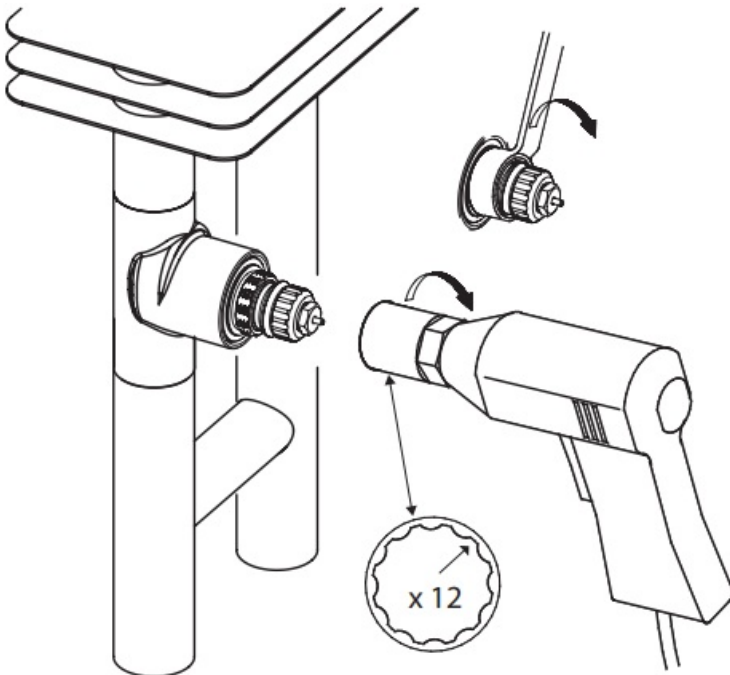


2. Apply insert to housing and tighten by hand.

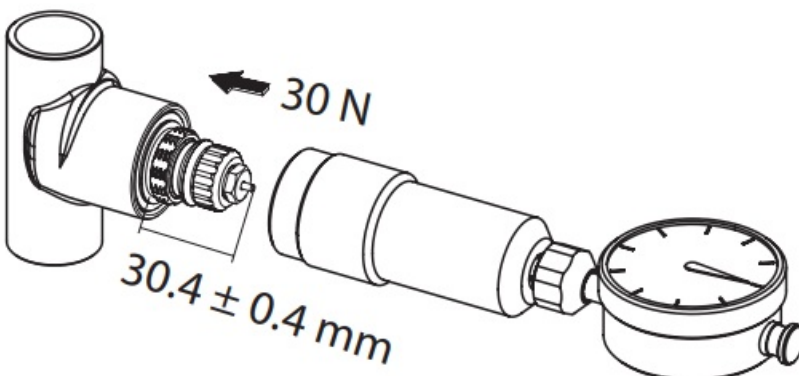
Be aware of the max. temperature, not to destroy the o-ring when applying the insert.



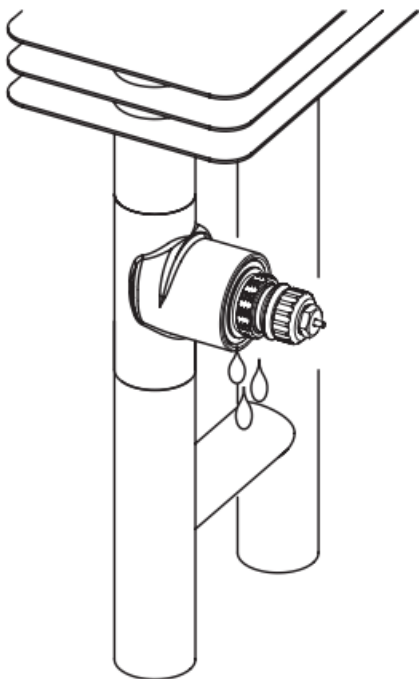
3. Tighten insert with a 21M spanner, torque $30 \text{ Nm} \pm 10\%$.



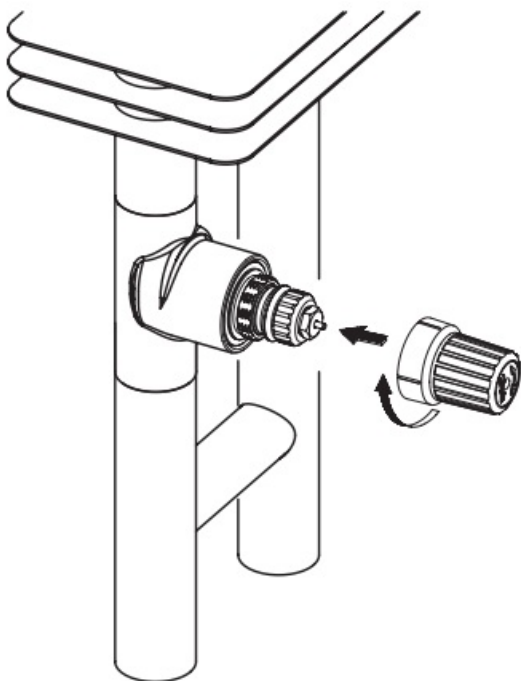
4. To ensure closing measure of the valve, load the spindle with a force of 30 N until stop, and measure as shown. A special tool for control is available.



5. A leak test has to be carried out according to procedures stated by the convector manufacturer.



6. Fit green protection cap and tighten by hand.



Customer Support

Danfoss A/S
Heating Solutions
Haarupvaenget get 11 8600 Silke Borg
Denmark
Phone: +45 7488 8000
Fax: +45 7488 8100
Email: heating.solutions@danfoss.com
www.heating.danfoss.com

Danfoss can accept no responsibility for possible errors in catalogues, brochures and other printed material. Danfoss reserves the right to alter its products without notice. This also applies to products already on order provided that such alterations can be made without subsequential changes being necessary in specifications already agreed. All trademarks in this material are property of the respective companies. Danfoss and the Danfoss


logotype are trademarks of Danfoss A/S. All rights reserved.

VDFOF102 © Danfoss

avrrora-arm.ru +7 (495) 956-62-18



Documents / Resources



[Danfoss VIFOD302 Steel Valve for Convectors in Heating Systems](#) [pdf] Installation Guide AN158786405377en-010301, 013R9565, VIFOD302, VIFOD302 Steel Valve for Convectors in Heating Systems, VIFOD302, Steel Valve for Convectors in Heating Systems, Convectors in Heating Systems, Heating Systems

References

- [User Manual](#)

Manuals+. [Privacy Policy](#)

This website is an independent publication and is neither affiliated with nor endorsed by any of the trademark owners. The "Bluetooth®" word mark and logos are registered trademarks owned by Bluetooth SIG, Inc. The "Wi-Fi®" word mark and logos are registered trademarks owned by the Wi-Fi Alliance. Any use of these marks on this website does not imply any affiliation with or endorsement.