



Danfoss TS2A Electronic Air Temperature Sensor Installation Guide

[Home](#) » [Danfoss](#) » Danfoss TS2A Electronic Air Temperature Sensor Installation Guide 

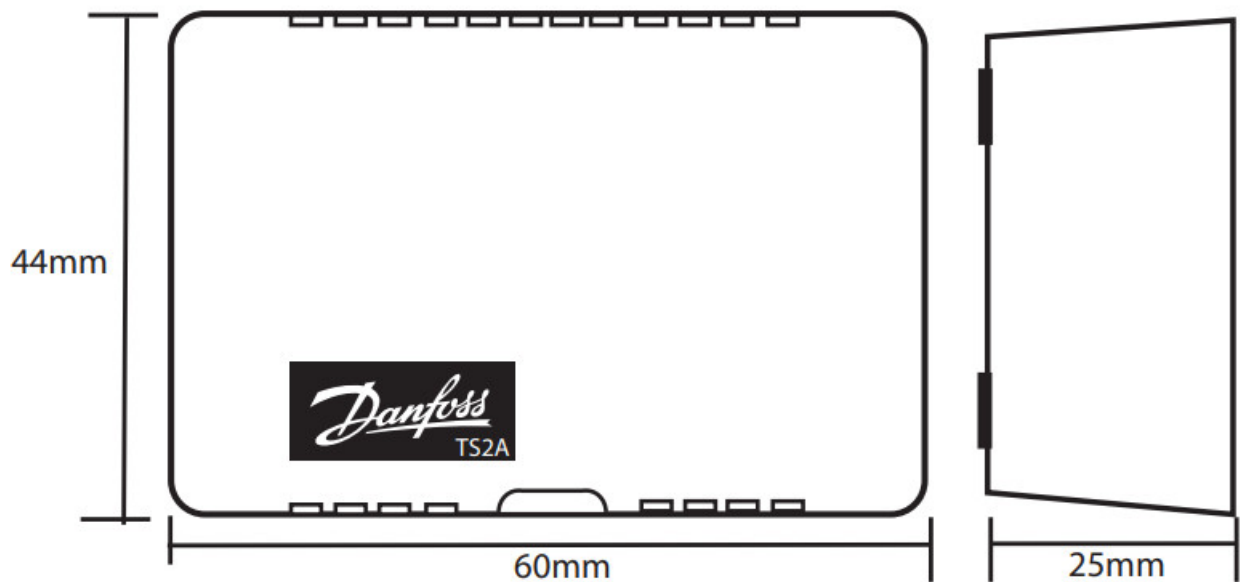


ENGINEERING
TOMORROW
Installation Guide
TS2A
Electronic Air Temperature Sensor

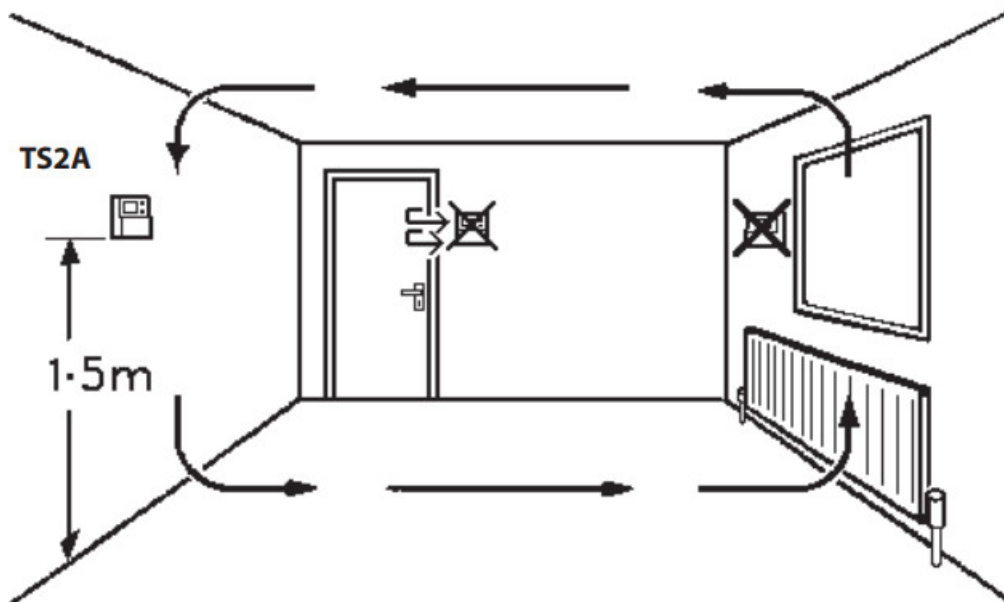
Contents

- [1 TS2A Electronic Air Temperature Sensor](#)
- [2 Location](#)
- [3 Wiring](#)
- [4 Documents / Resources](#)

TS2A Electronic Air Temperature Sensor



Location



When fixing the sensor to the wall take care to note the following:

- Do not situate sensor above a radiator
- Do not situate sensor in direct sunlight
- Fix sensor to wall at eye level

This device may only be installed by a qualified electrician in accordance with the wiring diagram, the existing safety regulations must be observed

Electrical connection

Screw terminals: maximum terminal 2.5mm²

Ball pressure test: 75°C

Pollution degree: 2

Wiring

TS2A Sensor		
A	B	

TPOne-B, M, RF	
S1	S2




Danfoss Limited

Climate Solutions « danfoss.uk + 0330 8086 888 – customerservice.uk@danfoss.com
Danfoss Ltd., Building 4, Uxbridge Business Park, Sanderson Road, UB8 1DH, Uxbridge, Buckinghamshire, UK
Any information, including, but not limited to information on selection of product, its application or use, product design, weight, dimensions, capacity or any other technical data in product manuals, catalogues descriptions, advertisements, etc. and whether made available in writing, orally, electronically, online or via download, shall be considered informative, and is only binding if and to the extent, explicit reference is made in a quotation or order confirmation. Danfoss cannot accept any responsibility for possible errors in catalogues, brochures, videos and other material.
Danfoss reserves the right to alter its products without notice. This also applies to products ordered but not delivered provided that such alterations can be made without changes to form, fit or function of the product.
All trademarks in this material are property of Danfoss A/S or Danfoss group companies. Danfoss and the Danfoss logo are trademarks of Danfoss A/S. All rights reserved.
© Danfoss Climate Solutions | 2023.07
AN457331476084en-000101|



Documents / Resources

	<p>Danfoss TS2A Electronic Air Temperature Sensor [pdf] Installation Guide TS2A, TS2A Electronic Air Temperature Sensor, Electronic Air Temperature Sensor, Air Temperature Sensor, Sensor</p>
---	---