



## Danfoss Stuffing Box Installation Guide

[Home](#) » [Danfoss](#) » Danfoss Stuffing Box Installation Guide 



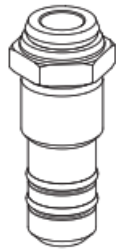
ENGINEERING  
TOMORROW  
Stuffing box / 73695780  
Installation Guide

### Contents

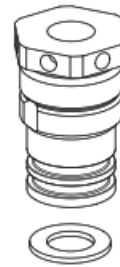
- [1 Stuffing box](#)
- [2 Danfoss A/S](#)
- [3 Documents / Resources](#)
- [4 Related Posts](#)

### Stuffing box

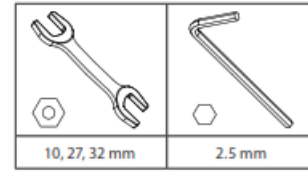
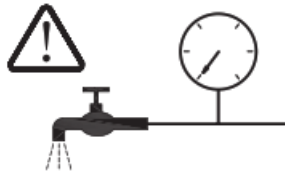
for VFG 22(221), VFQ 22(221), AFQM 2, AFQMP 2



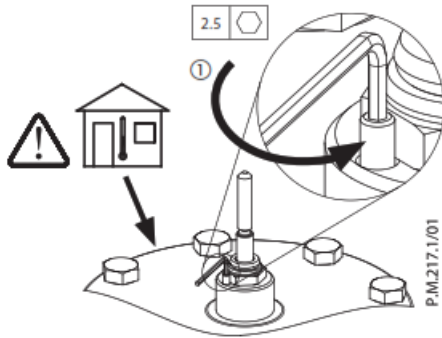
Pressure



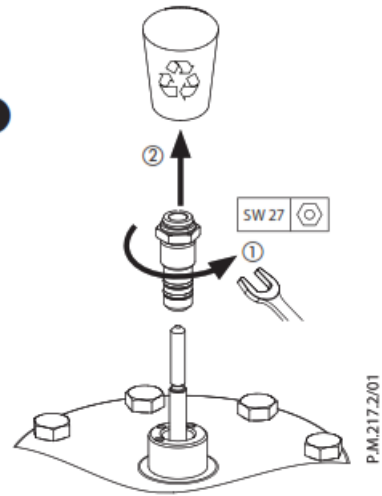
Flow



1

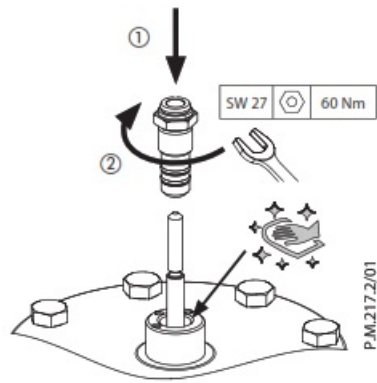


2

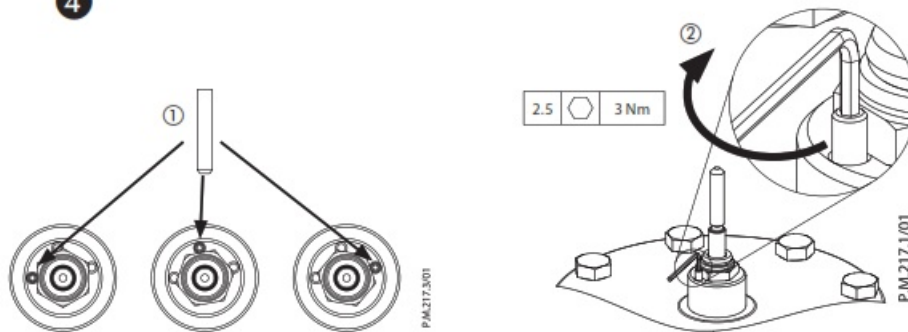


VFG 22(1) & VFQ 22(1) stuffing box

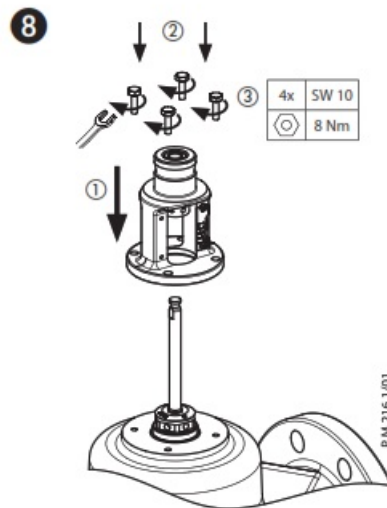
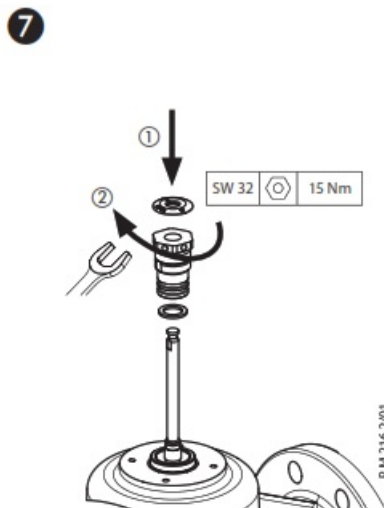
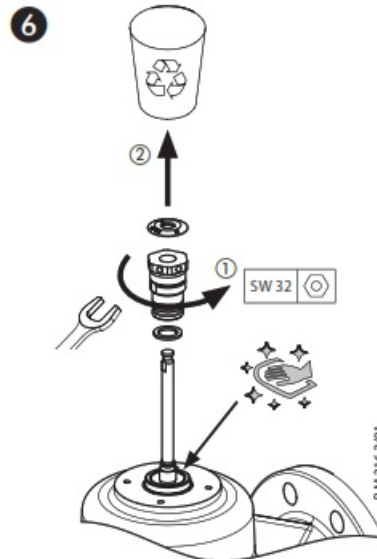
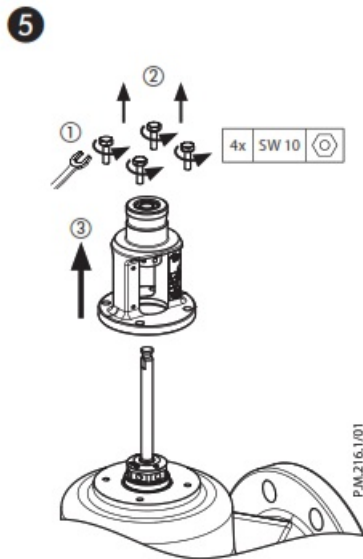
3



4



VFG 22(1) & VFQ 22(1) stuffing box



## Danfoss A/S

Climate Solutions « [danfoss.com](https://danfoss.com) + +45 7488 2222

Any information, including, but not limited to information on selection of product, its application or use, product design, weight dimensions, the capacity of any other technical data in product manuals, catalogs descriptions, advertisements, etc, and whether made available in writing, orally, electronically, online or via download, shall be considered informative and is only binding if and to the extent, explicit reference is made in a quotation or order confirmation. Danfoss cannot accept any responsibility for possible errors in catalogs, brochures, videos, and other material. Danfoss reserves the right to alter its products without notice. This also applies to products ordered but not delivered provided that such alterations can be made without changes to the form, fit or junction of the product.

All trademarks in this material are property of Danfoss A/S or Danfoss group companies. Danfoss and the Danfoss logo are trademarks of Danfoss A/S. All rights reserved.

73695780 / AN427437705060en-010101

© Danfoss | DCS-SGDPT/SI | 2022.09

## Documents / Resources



## [Danfoss Stuffing Box](#) [pdf] Installation Guide

VFG 22 221, VFQ 22 221, AFQM 2, AFQMP 2, Stuffing Box, Stuffing