



# Danfoss React RA Click Built In Thermostatic Sensor Installation Guide

[Home](#) » [Danfoss](#) » Danfoss React RA Click Built In Thermostatic Sensor Installation Guide 

## Contents

- [1 Danfoss React RA Click Built In Thermostatic Sensor](#)
- [2 Product Information](#)
- [3 Product Specifications](#)
- [4 Product Usage Instructions](#)
- [5 Installation](#)
- [6 BIV Installation](#)
- [7 Uninstall](#)
- [8 Temperature Limitation](#)
- [9 Theft protection](#)
- [10 Danfoss React™ RA clickShut off](#)
- [11 Blind mark](#)
- [12 Documents / Resources](#)



**Danfoss React RA Click Built In Thermostatic Sensor**



## Product Information

The Danfoss React™ RA click thermostatic sensors series is a line of thermostatic sensors designed for easy installation and precise temperature control. The sensors are equipped with a click mechanism that ensures secure attachment to compatible devices.

## Product Specifications

- **Model:** Danfoss React™ RA click / 015G3098 015G3088
- **Code Numbers:** 013G5245, 013G1236
- **Blind Mark:** Blinde markierung | Marque aveugle | Marca ciega

## Product Usage Instructions

### 1. Installation Guide:

1. Refer to the provided installation guide for detailed instructions on how to install the Danfoss React™ RA click thermostatic sensors.

### 2. Temperature Control:

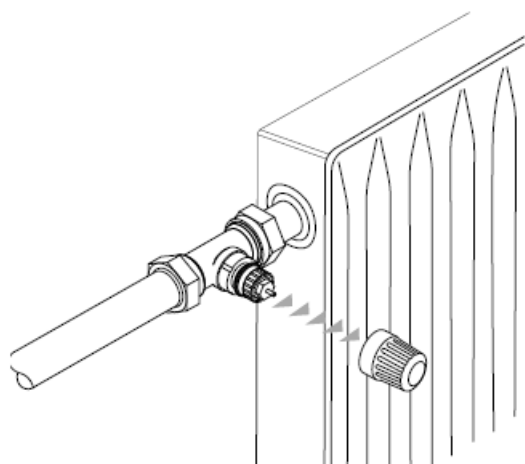
1. To increase the temperature, turn the MAX setting to the desired level. For example, MAX = 4.
2. To decrease the temperature, turn the MIN setting to the desired level. For example, MIN = 2.
3. The click mechanism ensures secure attachment of the sensor to compatible devices.

### 3. Blind Marking:

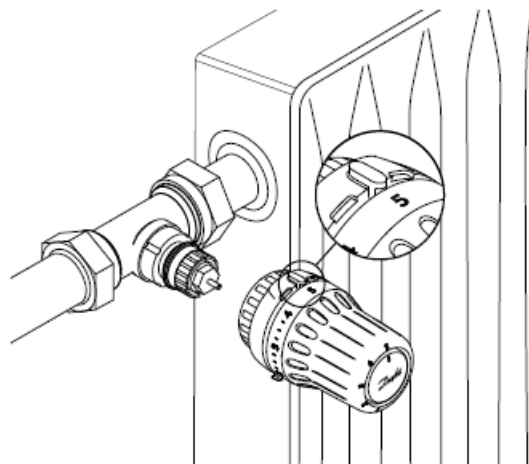
1. The blind mark, labeled as “Blinde marking Marque aveugle Marca ciega,” is used for identification purposes.

## Installation

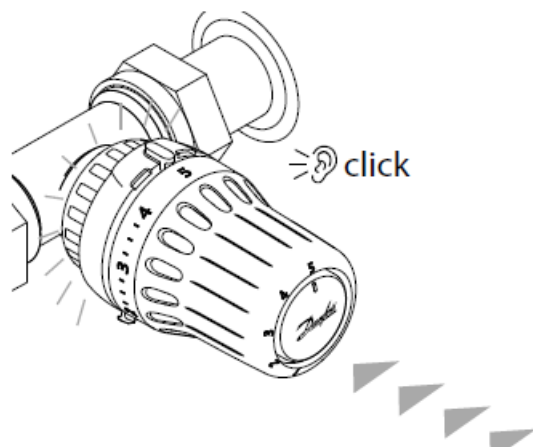
1.



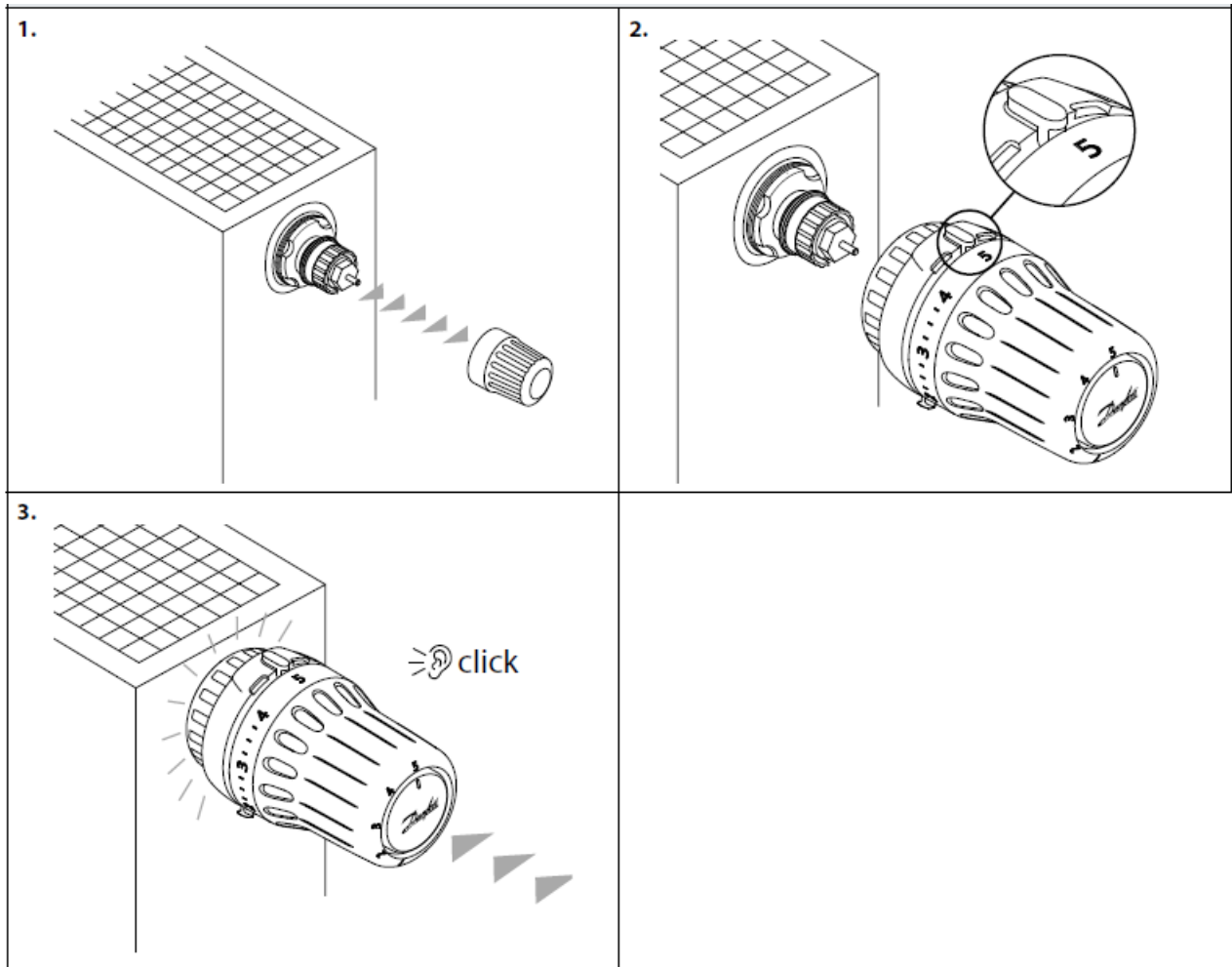
2.



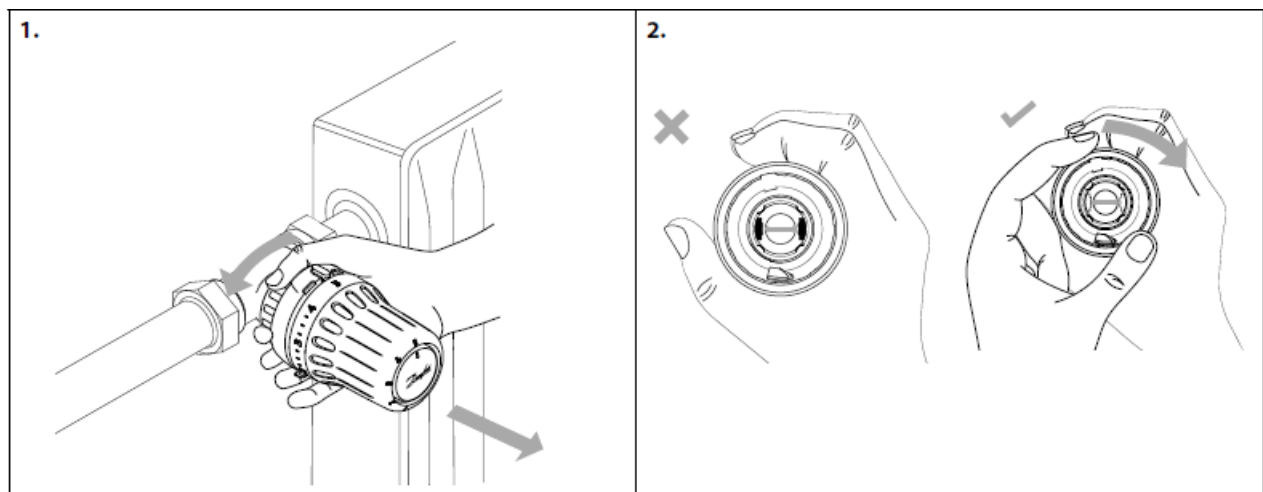
3.



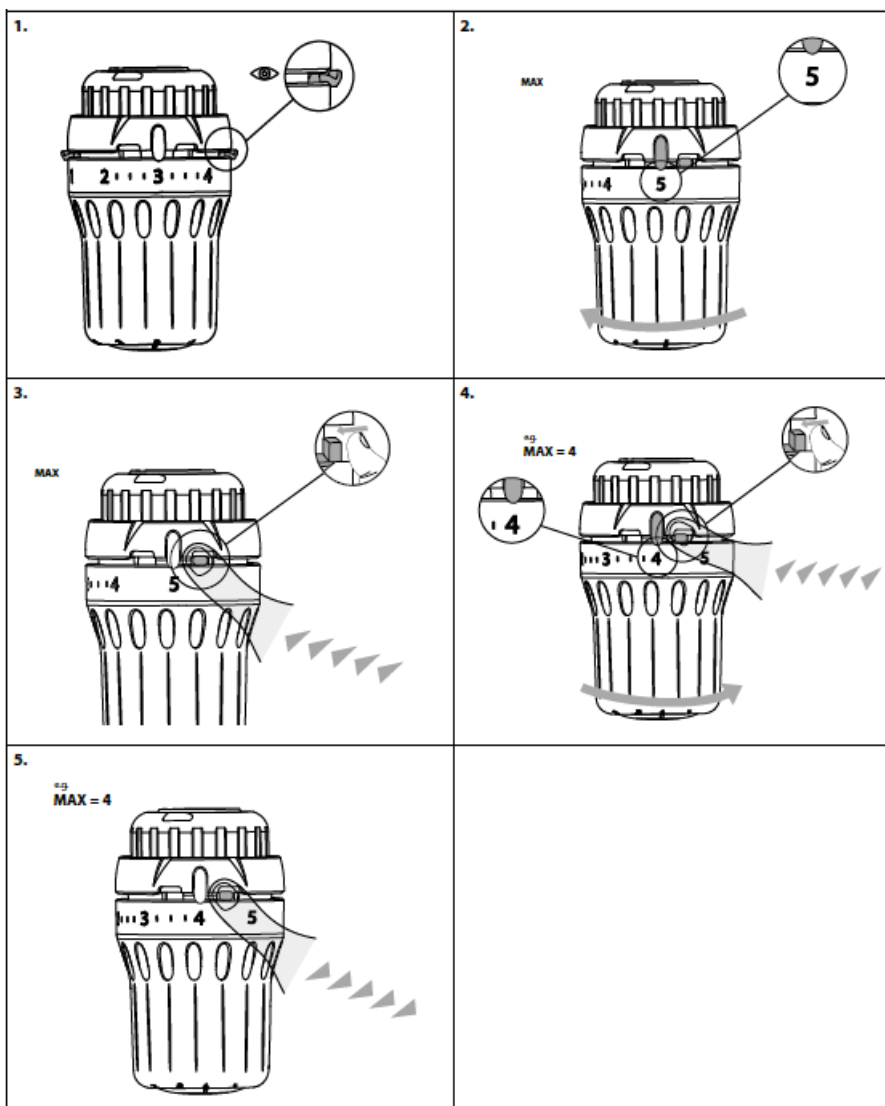
## BIV Installation

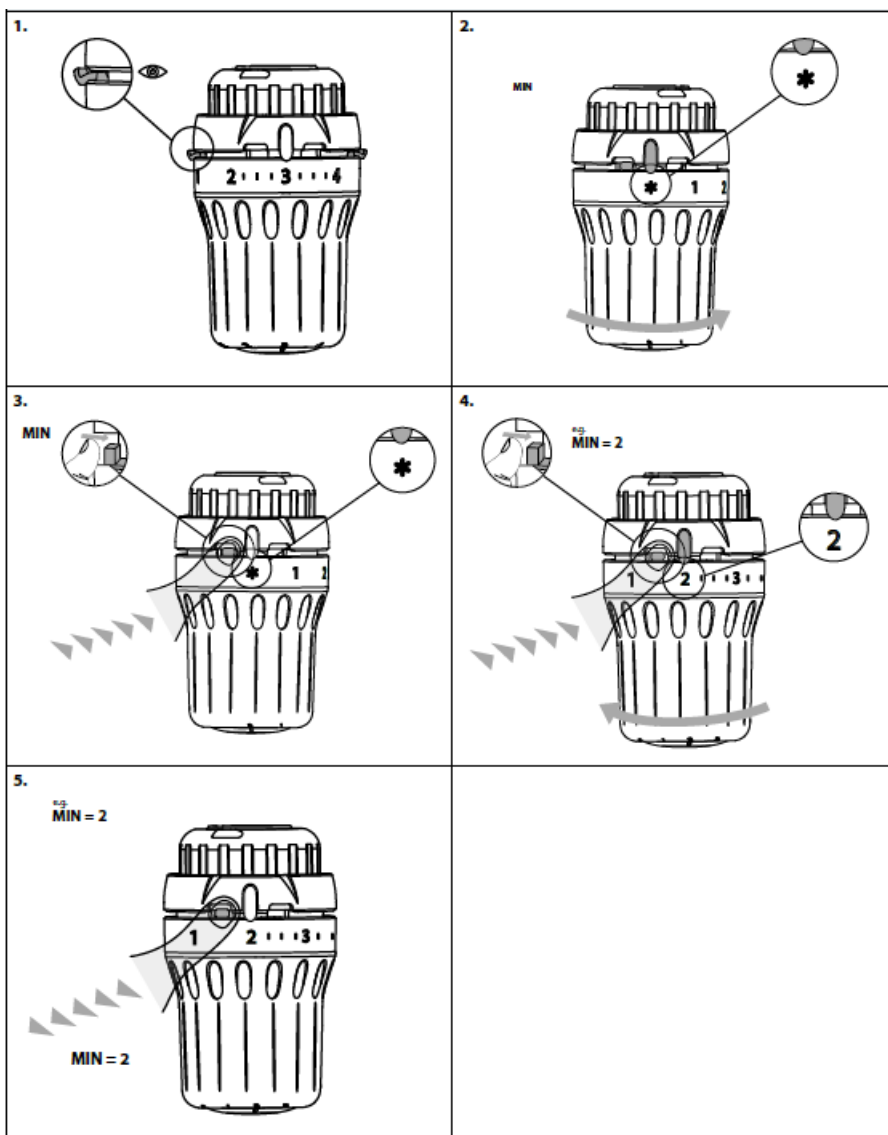


## Uninstall

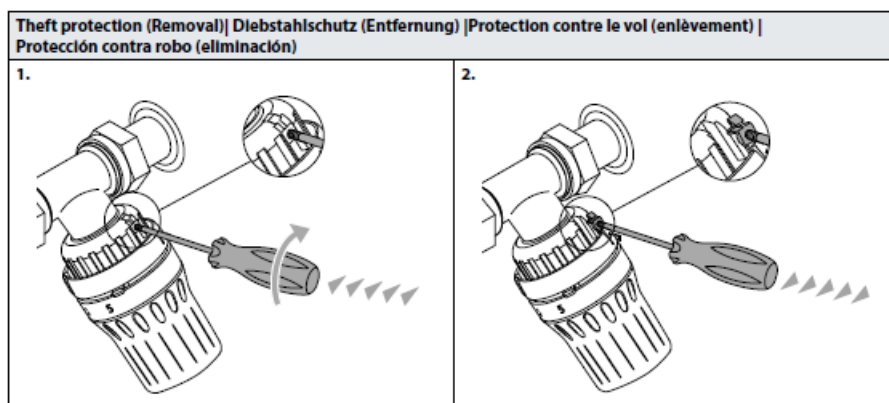
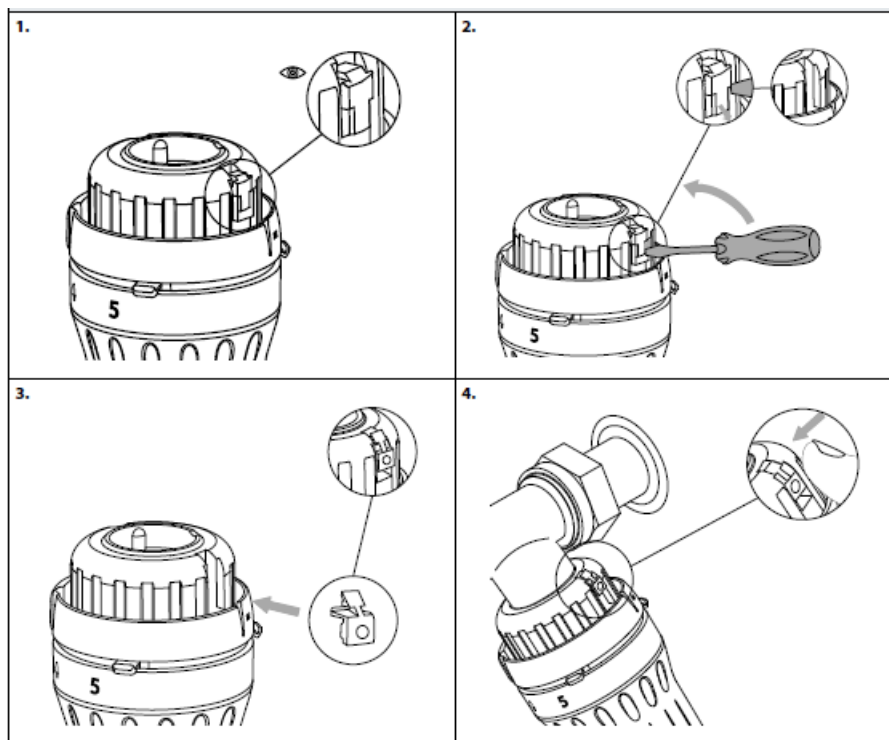


## Temperature Limitation





## Theft protection

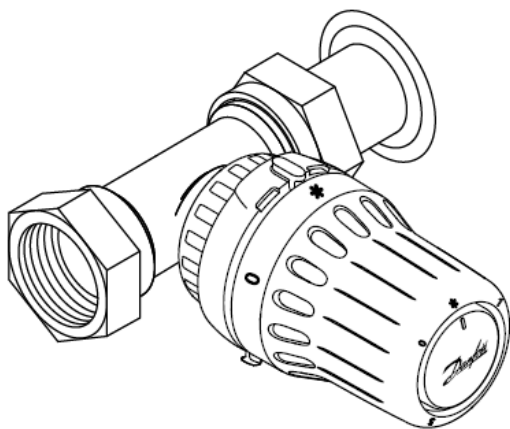


## Danfoss React™ RA click

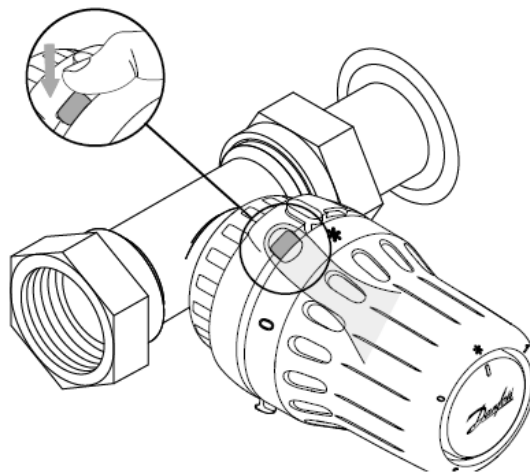
	Code no.
	013G5245
	013G1236

### Shut off

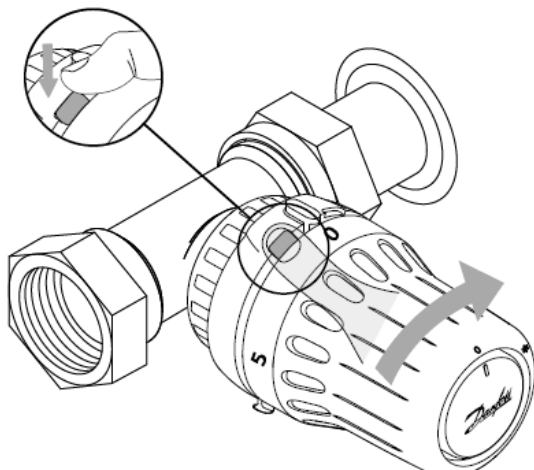
1.



2.

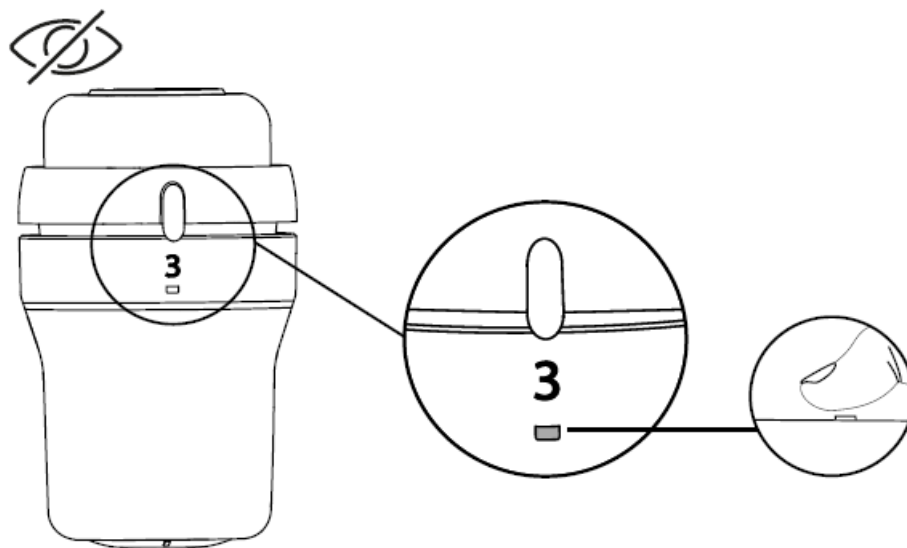


3.





## Blind mark




## Danfoss A/S

- Climate Solutions
- [danfoss.com](https://danfoss.com).
- +45 7488 2222

Any information, including, but not limited to information on the selection of the product, its application or use, product design, weight, dimensions, capacity or any other technical data in product manuals, catalogs descriptions, advertisements, etc., and whether made available in writing, orally, electronically, online or via download, shall be considered informative and is only binding if and to the extent, explicit reference is made in a quotation or order confirmation. Danfoss cannot accept any responsibility for possible errors in catalogs, brochures, videos, and other material. Danfoss reserves the right to alter its products without notice. This also applies to products ordered but not delivered provided that such alterations can be made without changes to the form, fit, or function of the product. All trademarks in this material are property of Danfoss A/S or Danfoss group companies. Danfoss and the Danfoss logo are trademarks of Danfoss A/S. All rights reserved. 7 | © Danfoss Climate Solutions | 2023.03 AN448339893664en-000101 Danfoss React™ RA click / 015G3098 015G3088

## Documents / Resources

	<p><a href="#">Danfoss React RA Click Built In Thermostatic Sensor</a> [pdf] Installation Guide 015G3098, 015G3088, React RA Click Built In Thermostatic Sensor, Click Built In Thermostatic Sensor, Built In Thermostatic Sensor, Thermostatic Sensor, Sensor</p>
---	--