

Danfoss

**RAVV Thermostatic
Radiator Operator**



Danfoss RAVV Thermostatic Radiator Operator Instruction Manual

[Home](#) » [Danfoss](#) » Danfoss RAVV Thermostatic Radiator Operator Instruction Manual 

Contents

- [1 Danfoss RAVV Thermostatic Radiator Operator](#)
- [2 Specifications](#)
- [3 Fitting](#)
- [4 Usage Guidelines](#)
- [5 Frequently Asked Questions](#)
- [6 Documents / Resources](#)
 - [6.1 References](#)

Danfoss

Danfoss RAVV Thermostatic Radiator Operator



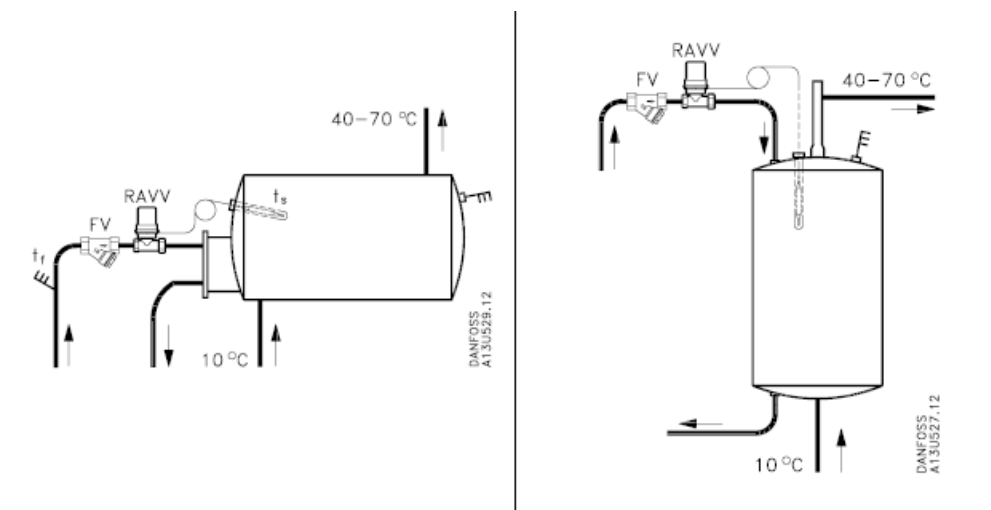
Specifications

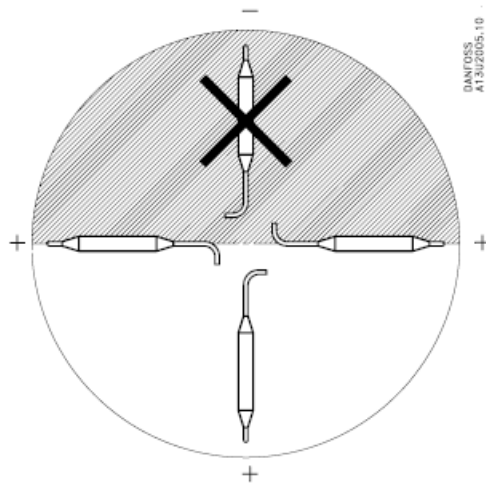
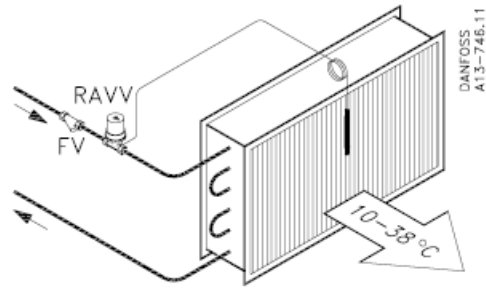
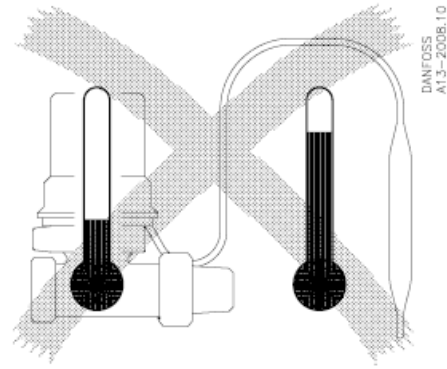
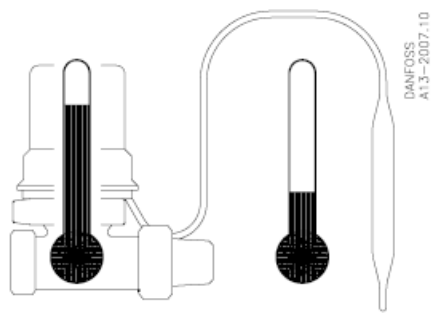
- Model Number: 013U1618
- Product Type: RAVV
- Compatibility: DH-SMT/SI 1, DH-SMT/SI 2
- Manufacturing Date: 04/2007

Fitting

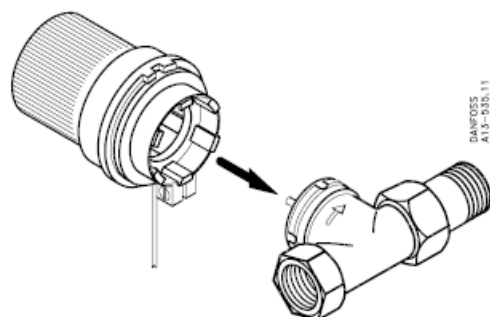
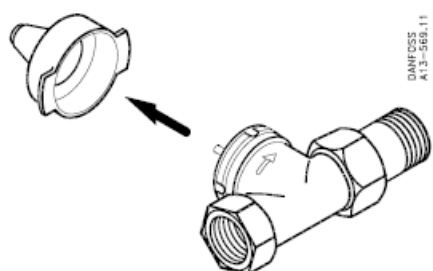
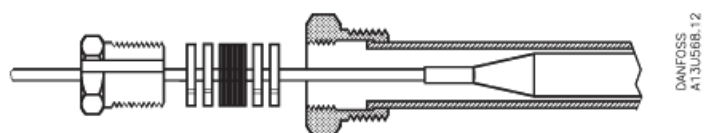
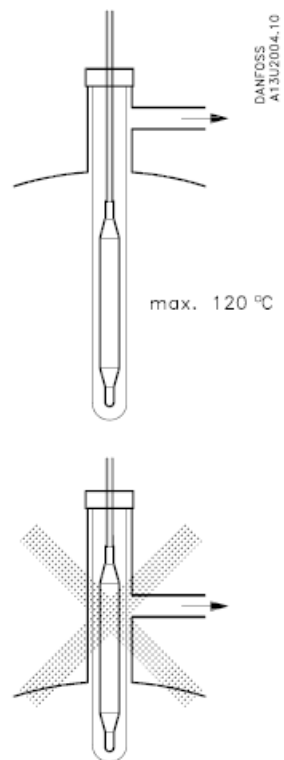
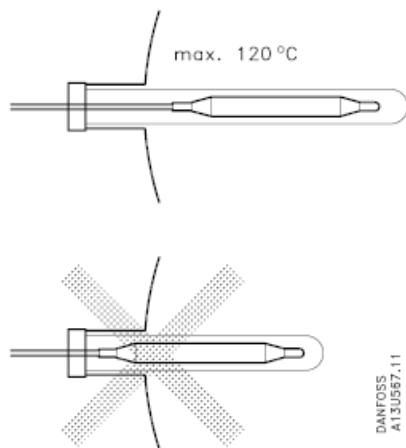
Follow these step-by-step instructions to properly fit and mount the product:

1. Identify a suitable location for installation.
2. Ensure that all necessary tools are available.
3. Mount the product securely using the provided fittings.
4. Check for stability and adjust if necessary.

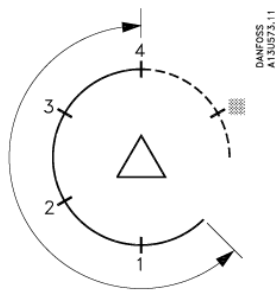





At mounting in the medium, the sensor must always be mounted in a sensor pocket.



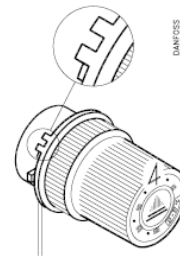
Limiting



DANFOSS
A13-572.11

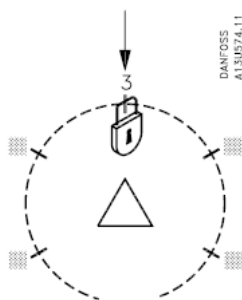


DANFOSS
A13-572.11

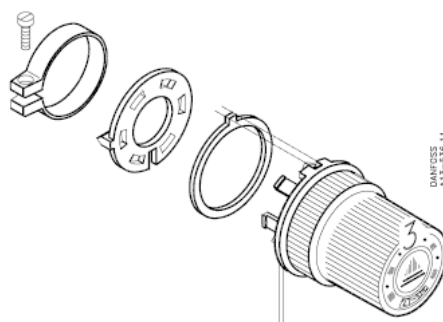


DANFOSS
A13-572.11

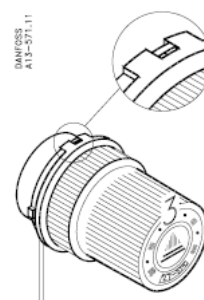
Locking



DANFOSS
A13-574.11



DANFOSS
A13-574.11



DANFOSS
A13-574.11

3 ~ 24 °C: 10 → 38 °C
3 ~ 42 °C: 27 → 57 °C
3 ~ 54 °C: 40 → 70 °C

Setting

1	2	Ex. 3	4	5	
t_s					°C
10	20	24	30	40	(10 → 38)
28	38	42	48	57	(27 → 57)
40	50	54	60	70	(40 → 70)

DANFOSS
A13-887.14

The valve should always be set so that the storage temperature (t_s) is at least 15 °C less than the flow temperature (t_f).

$$\underline{\underline{t_s \geq +15}}$$

Ex.: $t_s = 3 \approx 24 \text{ °C}; t_f \geq 24 + 15 \geq 39 \text{ °C} (10 \rightarrow 38 \text{ °C})$
 $t_s = 3 \approx 42 \text{ °C}; t_f \geq 42 + 15 \geq 57 \text{ °C} (27 \rightarrow 57 \text{ °C})$
 $t_s = 3 \approx 54 \text{ °C}; t_f \geq 54 + 15 \geq 69 \text{ °C} (40 \rightarrow 70 \text{ °C})$

Usage Guidelines

Here are some guidelines for using the product effectively:

- Read the user manual carefully before use.
- Avoid exposing the product to extreme temperatures or moisture.

- Regularly check for any signs of wear and tear.
- Do not exceed the recommended weight limit.

Frequently Asked Questions


Q: How do I clean the product?

A: Use a damp cloth with mild detergent to gently wipe the product. Avoid using harsh chemicals.

Q: Can this product be used outdoors?

A: It is recommended to use the product indoors to prevent damage from outdoor elements.

Documents / Resources



[Danfoss RAVV Thermostatic Radiator Operator](#) [pdf] Instruction Manual
013U1618, 7369308-1 DH-SMT-SI 1, 7369308-1 DH-SMT-SI 2, RAVV Thermostatic Radiator Operator, RAVV, Thermostatic Radiator Operator, Radiator Operator, Operator

References

- [User Manual](#)

[Manuals+](#), [Privacy Policy](#)

This website is an independent publication and is neither affiliated with nor endorsed by any of the trademark owners. The "Bluetooth®" word mark and logos are registered trademarks owned by Bluetooth SIG, Inc. The "Wi-Fi®" word mark and logos are registered trademarks owned by the Wi-Fi Alliance. Any use of these marks on this website does not imply any affiliation with or endorsement.