



Danfoss RA 15-6T Lance Valves Installation Guide

[Home](#) » [Danfoss](#) » Danfoss RA 15-6T Lance Valves Installation Guide 

Contents

- [1 Danfoss RA 15-6T Lance Valves](#)
- [2 Product Information](#)
- [3 RA 15/6T](#)
- [4 RA 15/6TB](#)
- [5 Danfoss A/S](#)
- [6 Documents / Resources](#)
- [7 Related Posts](#)



Danfoss RA 15-6T Lance Valves



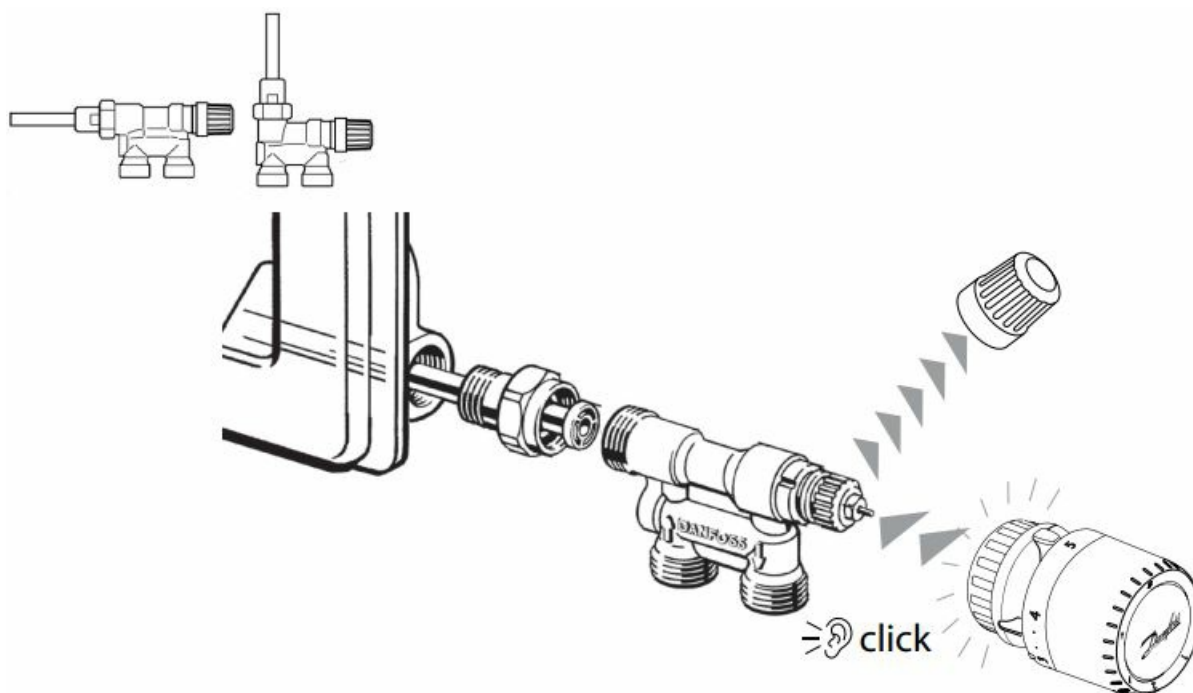
Product Information

- Product Name: RA 15/6T – RA 15/6TB
- Model Number: 013R9001
- Product Usage Instructions

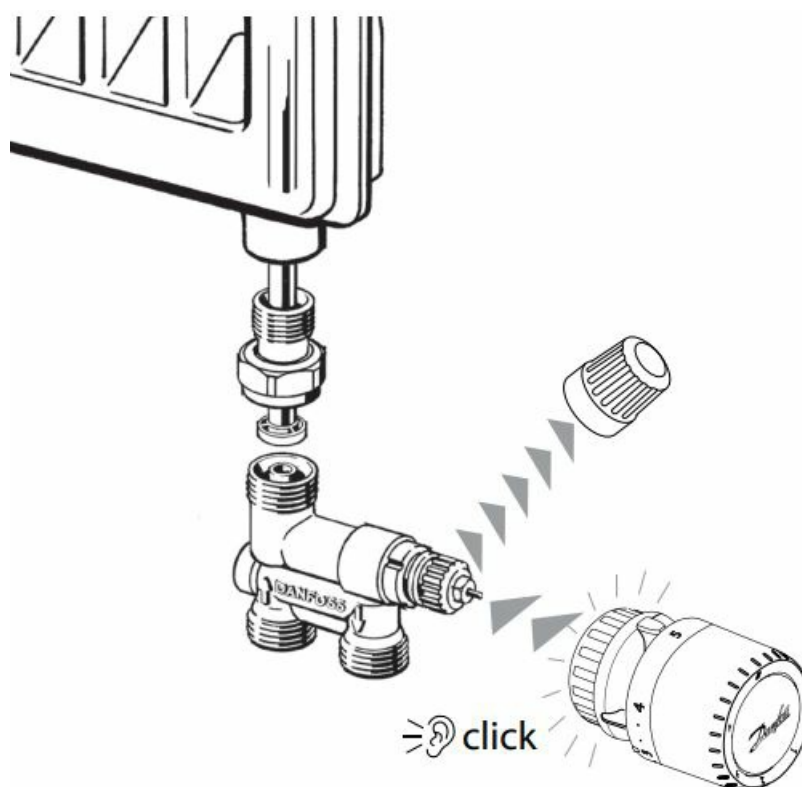
1. Ensure that all necessary components are included in the package.
2. Choose an appropriate location for installation, considering factors such as space, ventilation, and accessibility.
3. Before installation, make sure the power source is turned off.
4. Remove any protective coverings or packaging materials from the product.
5. Place the RA 15/6T or RA 15/6TB in the desired location.
6. Connect the necessary cables and wires according to the provided diagram or instructions.
7. Double-check all connections to ensure they are secure.
8. Turn on the power source and verify that the product is functioning properly.
9. If any issues or errors occur, consult the troubleshooting section of the user manual or contact customer support for assistance.
10. Maintain and clean the product regularly to ensure optimal performance and longevity.

Note: For more detailed instructions and safety precautions, please refer to the complete user manual provided with the product.

RA 15/6T



RA 15/6TB

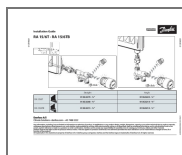


		Straight	Angle
RA 15/6T		013G3270 – 1/2"	013G3220 – 1/2"
		013G3268 – 3/4"	013G3218 – 3/4"
RA 15/6T B		013G3215 – 1/2"	013G3210 – 1/2"

- danfoss.com
- +45 7488 2222

Any information, including, but not limited to information on selection of product, its application or use, product design, weight, dimensions, capacity or any other technical data in product manuals, catalogues descriptions, advertisements, etc. and whether made available in writing, orally, electronically, online or via download, shall be considered informative, and is only binding if and to the extent, explicit reference is made in a quotation or order confirmation. Danfoss cannot accept any responsibility for possible errors in catalogues, brochures, videos and other material. Danfoss reserves the right to alter its products without notice. This also applies to products ordered but not delivered provided that such alterations can be made without changes to form, fit or function of the product. All trademarks in this material are property of Danfoss A/S or Danfoss group companies. Danfoss and the Danfoss logo are trademarks of Danfoss A/S. All rights reserved.

Documents / Resources



[Danfoss RA 15-6T Lance Valves](#) [pdf] Installation Guide
RA 15-6T, RA 15-6TB, RA 15-6T Lance Valves, RA 15-6T, Lance Valves, Valves