



Contents [[hide](#)]

- [1 Danfoss PLUS+1 Software License Manager Help](#)
- [2 Product Information](#)
- [3 Introduction](#)
- [4 Obtaining a PLUS+1® license](#)
- [5 License Management](#)
- [6 Basic Development license](#)
- [7 Products we offer](#)
- [8 FAQ](#)
- [9 Documents / Resources](#)
 - [9.1 References](#)



Danfoss PLUS+1 Software License Manager Help



Product Information

Specifications

- Product Name: PLUS+1 Software License Manager
- Manufacturer: Danfoss
- Website: www.danfoss.com

PLUS+1 Software License Manager Help

www.danfoss.com

Revision History

Date	Changed	R e v
------	---------	-------------

May 2025	Supports 2025.2	1 1 0 1
December 2024	Supports 2024.4	1 0 0 1
October 2024	Supports 2024.3	0 9 0 2
October 2022	30 days trial	0 9 0 1
June 2020	Information on ordering additional add-ons added	0 8 0 1
February 2020	Docset number changed to conform with PIM2/DAM standards; license requirement clarification added to chapter Obtaining a PLUS+1 License	0 7 0 3
October 2016	Supports 9.0.x and later	0 5 0 1

January 2016	Supports 8.0.x and later	0401
December 2013	Various updates and Converted to Danfoss layout	CA
March 2013	General content update	BA
October 2010	Replaces LicenseHelp.doc	AA

Introduction

Overview

The PLUS+1® License Manager is part of the PLUS+1® Base installation which is included with the PLUS+1® GUIDE, PLUS+1® Service Tool and PLUS+1® Update Center installations.

It is used to add, select, and lock/unlock PLUS+1® licenses to a particular PC.

PLUS+1® Update Center (which can be used to install PLUS+1® GUIDE and PLUS+1® Service Tool) can be downloaded from:

<https://www.danfoss.com/en/products/dps/software/software-and-tools/plus1-software/#tab-downloads>

Obtaining a PLUS+1® license

Existing users

For existing PLUS+1® license holders with PLUS+1® version 5.0 or later installed:

All locally stored licenses remain available, but to use the License Manager and to synchronize local licenses with your licenses available in the cloud it is required to log in with a free Danfoss account. (If you have previously used the Update Center you will

already have a Danfoss account.)

New users

Use “Sign up” tab on the log in page to create a free Danfoss account. Once you have a Danfoss account you can use the License Manager to request new licenses and synchronize your local licenses with licenses stored in the cloud.

The Basic Development license is available for free for all users.

Professional developers will benefit from our Professional version that enables additional tools and libraries to speed up the software development process. Add-on modules are also available for the Professional version for an annual subscription fee so you can tailor the tool chain to meet your needs and only pay for the additional features you choose.

There is also a built-in option called the Free Service license that can be used with the Service Tool only.

Professional license

A Professional License can be generated after logging in by clicking the “License Generator” link in the lower left corner of the tool and then filling out a license request in your browser. The order fulfillment team will then complete the order and once it is done your license can be synchronized by starting the License Manager tool again.

Basic Development license

A free Basic Development license can be requested using a fully automated sequence from the License Manager.

After logging in to the License Manager tool, simply click the “Get Basic Development License” button, and it will be automatically added to your list of licenses. (If you already had a Basic Development license it might be updated, but no new license would be added in this case).

The Basic Development license provides basic functionality for developing PLUS+1® GUIDE and PLUS+1® Service Tool applications.

Add-On licenses

Ordering additional Add-On licenses is done in the same way as for the professional license. See above.

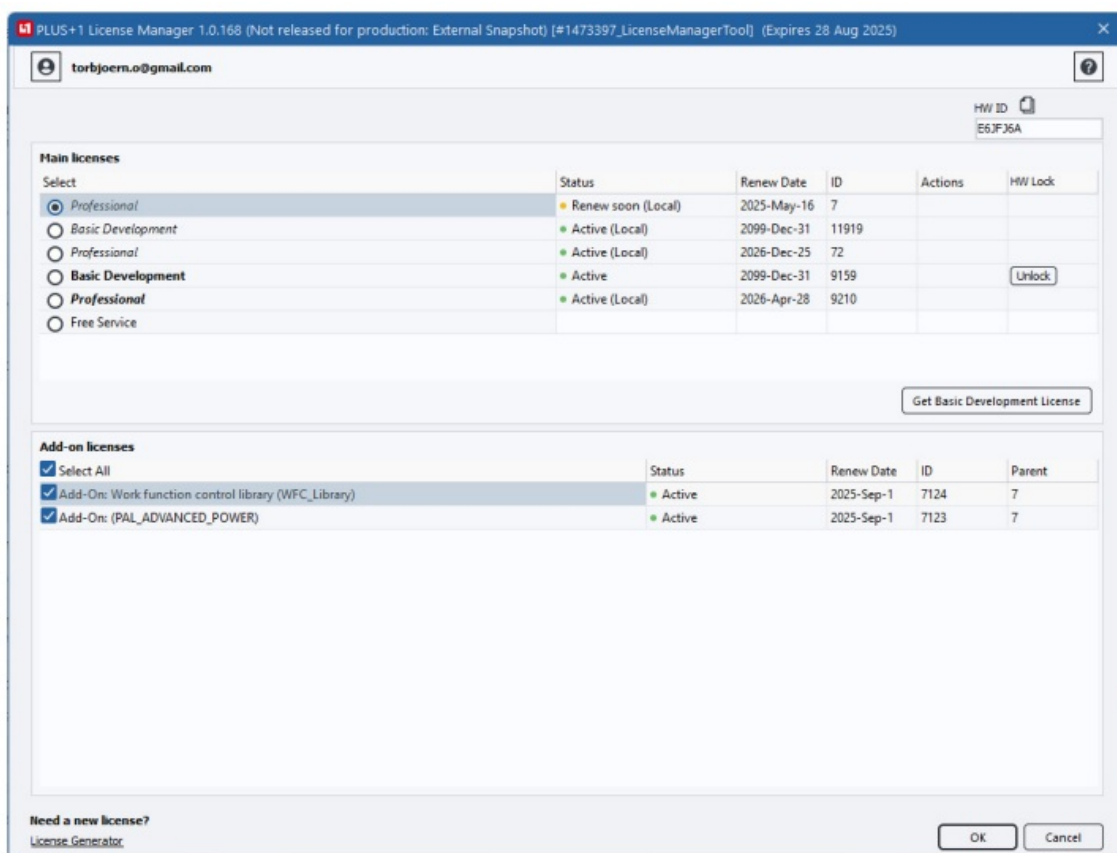
Launching the License Manager

The PLUS+1® License Manager can be started from the “Tools” menu in PLUS+1® GUIDE, PLUS+1® Service Tool and PLUS+1® Update Center.

It can also be started directly from the Windows start menu by using the Windows key and then typing in “PLUS+1 License Manager” and hitting enter.

After starting the PLUS+1® License Manager you will be required to log in to your Danfoss account, or to sign up for a Danfoss account if you do not already have one. If you have recently logged in you may be logged in automatically.

Overview



Main licenses are listed in the top list. Add-On licenses associated with the selected main license are shown in the bottom list.

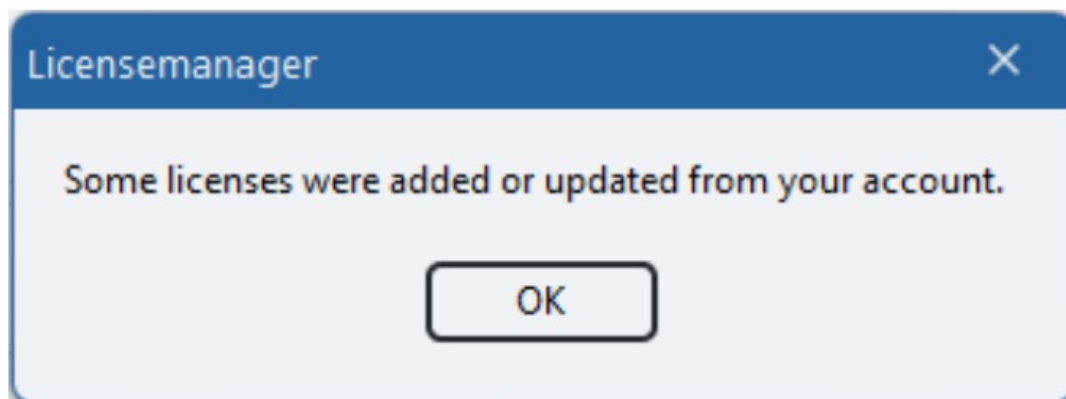
For testing purposes, it is possible to disable individual Add-On licenses, but in general it is recommended to keep them all checked.

Main licenses that are displayed in italic style are local-only licenses that are not associated with the logged in account. It is possible to add new local-only licenses keys by right clicking and selecting the “Add license key” option.

Main licenses that are displayed in bold style are only for testing.

The last main license item is always the "Free Service" license which is a built-in free option that can be used with the Service Tool only.

License synchronization



Launching the License Manager

Licenses will be synchronized automatically on start of the tool, as well as when certain operation are performed. A message dialog box as shown above may be shown after synchronization if any changes were made as a result of the synchronization.

Removing licenses

Local-only licenses can be removed by right-clicking on them and selecting "Delete". Deleting a synchronized license is also possible but will lead to that license being automatically added again on the next synchronization.

License Management

License Lock/Unlock

A PLUS+1 License can be used on up to 3 of your PCs at the same time. The process of assigning a license to be used on a PC is called to Lock it to that computer by a unique hardware ID (HW ID) from that PC.

Click on the "Lock" button in the "HW Lock" column to assign a license to the currently used PC.

To use a license on a 4th PC of yours, you must first Unlock it from at least one of your previous 3 PCs. If you no longer have access to any of your previous Locked PCs, then you can contact PLUS+1 Helpdesk to have them help you Unlock it.

(Licenses that are local-only cannot be Locked or Unlocked in this way.)

License Renewal

A PLUS+1 License that has or is about to expire can be renewed by clicking on the Renewal link in the Actions column

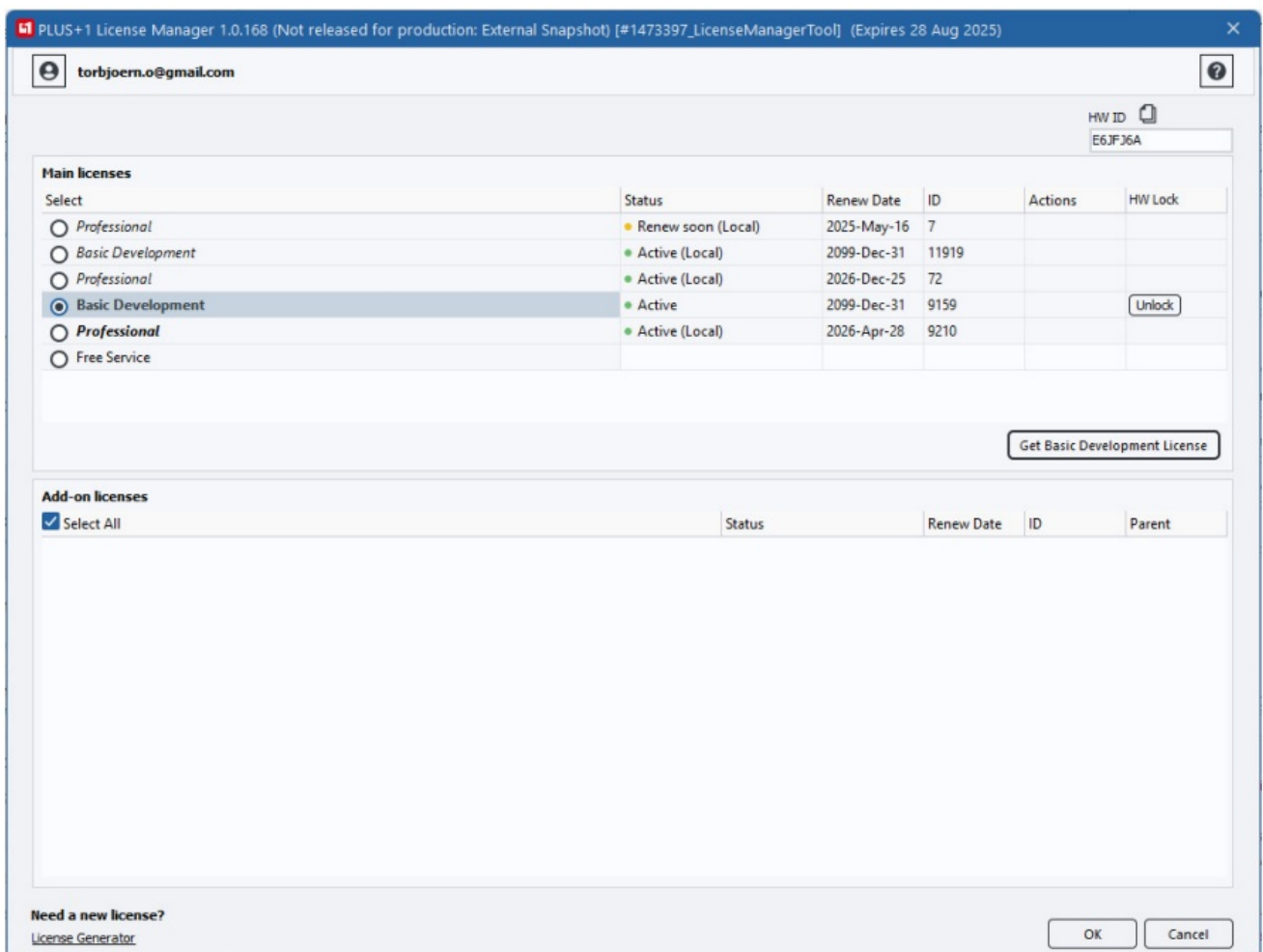
(Licenses that are local-only cannot be renewed in this way.)

Basic Development license

Request Basic Development license

Request a Basic Development license to enable all basic functionalities for developing PLUS+1® GUIDE and PLUS+1® Service Tool Applications.

1. Click on Get Basic Development License”
- 2.



If you did not already have the Basic Development License, a Basic Development License is added to your list of main licenses. Otherwise, your existing Basic Development License may be updated if needed.

Products we offer

- Cylinders
- Electric converters, machines, and systems
- Electronic controls, HMI, and IoT
- Hoses and fittings
- Hydraulic power units and packaged systems
- Hydraulic valves
- Industrial clutches and brakes
- Motors
- PLUS+1® software
- Pumps
- Steering
- Transmissions



Hydro-Gear

www.hydro-gear.com

Daikin-Sauer-Danfoss www.daikin-sauer-danfoss.com

Danfoss Power Solutions designs and manufactures a complete range of engineered components and systems. From hydraulics and electrification to fluid conveyance, electronic controls, and software, our solutions are engineered with an uncompromising focus on quality, reliability, and safety.

Our innovative products makes increased productivity and reduced emissions a possibility, but it's our people who turn those possibilities into reality. Leveraging our unsurpassed application know-how, we partner with customers around the world to solve their greatest machine challenges. Our aspiration is to help our customers achieve their vision — and to earn our place as their preferred and trusted partner.

Go to www.danfoss.com or scan the QR code for further product information.

Danfoss

- Power Solutions (US) Company
- 2800 East 13th Street
- Ames, IA 50010, USA
- Phone: +1 515 239 6000

Danfoss

- Power Solutions GmbH & Co. OHG
- Krokamp 35
- D-24539 Neumünster, Germany
- Phone: +49 4321 871 0

Danfoss

- Power Solutions ApS
- Nordborgvej 81
- DK-6430 Nordborg, Denmark
- Phone: +45 7488 2222

Danfoss

- Power Solutions Trading
- (Shanghai) Co., Ltd.
- Building #22, No. 1000 Jin Hai Rd
- Jin Qiao, Pudong New District
- Shanghai, China 201206
- Phone: +86 21 2080 6201

Danfoss can accept no responsibility for possible errors in catalogues, brochures and other printed material. Danfoss reserves the right to alter its products without notice. This also applies to products already on order provided that such alterations can be


made without subsequent changes being necessary in specifications already agreed. All trademarks in this material are property of the respective companies. Danfoss and the Danfoss logotype are trademarks of Danfoss A/S. All rights reserved.

FAQ

When are licenses synchronized?

Licenses are synchronized automatically upon starting the License Manager tool and after specific operations. A message dialog may appear if any changes have been made during synchronization.

Documents / Resources

	Danfoss PLUS+1 Software License Manager Help [pdf] User Manual AQ152886482086en-001101, PLUS 1 Software License Manager Help, PLUS 1, Software License Manager Help
--	--

References

- [User Manual](#)

■ Danfoss

◆ AQ152886482086en-001101, Danfoss, Plus 1, PLUS 1 Software License Manager Help, Software License Manager Help

—

Leave a comment

Your email address will not be published. Required fields are marked *

Comment *

Name

Email

Website

☐ Save my name, email, and website in this browser for the next time I comment.

Post Comment

Search:

e.g. whirlpool wrf535swhz

Search

[Manuals+](#) | [Upload](#) | [Deep Search](#) | [Privacy Policy](#) | [@manuals.plus](#) | [YouTube](#)

This website is an independent publication and is neither affiliated with nor endorsed by any of the trademark owners. The "Bluetooth®" word mark and logos are registered trademarks owned by Bluetooth SIG, Inc. The "Wi-Fi®" word mark and logos are registered trademarks owned by the Wi-Fi Alliance. Any use of these marks on this website does not imply any affiliation with or endorsement.