



# Danfoss MI06B202 Numeric Local Control Panel Installation Guide

[Home](#) » [Danfoss](#) » Danfoss MI06B202 Numeric Local Control Panel Installation Guide 



Installation Instructions  
VLT® Control Panel LCP 21

## Contents

- [1 Mounting](#)
- [2 Documents / Resources](#)
  - [2.1 References](#)
- [3 Related Posts](#)

## Mounting

Ordering number for the VLT® Control Panel LCP 21: 132B0254

1. Slide the VLT® Control Panel LCP 21 into the display cradle on the top of the frequency converter.

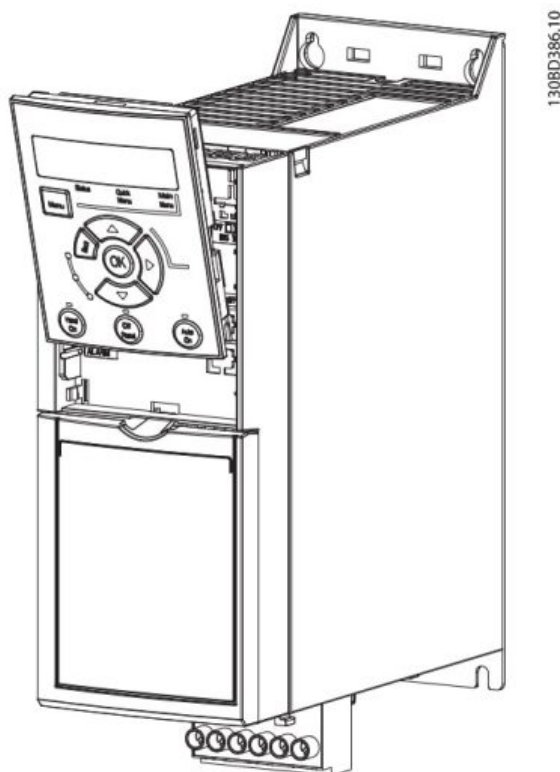


Illustration 1.1 Mount the VLT® Control Panel LCP 21

2. Push the VLT® Control Panel LCP 21 into place.

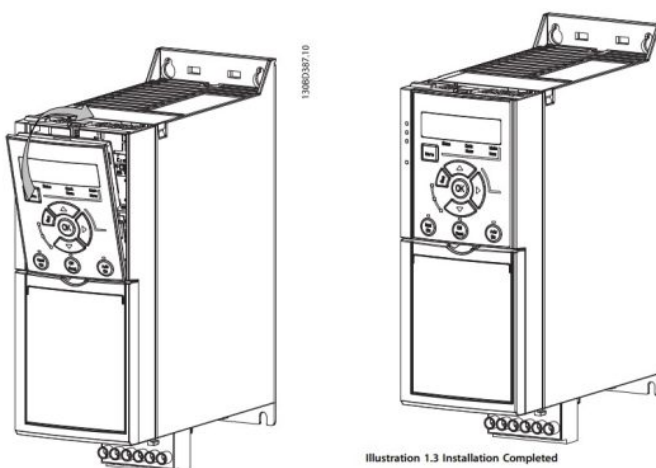


Illustration 1.2 Push into Place

Illustration 1.3 Installation Completed

Danfoss can accept no responsibility for possible errors in catalogues, brochures and other printed material. Danfoss reserves the right to alter its products without notice. This also applies to products already on order provided that such alterations can be made without subsequent changes being necessary in specifications already agreed. All trademarks in this material are property of the respective companies. Danfoss and the Danfoss logotype are trademarks of Danfoss A/S. All rights reserved.

MI06B202



Danfoss A/S


Ulsnaes 1

DK-6300 Graasten

[vlt-drives.danfoss.com](http://vlt-drives.danfoss.com)

132R0206

## Documents / Resources

	<p><a href="#">Danfoss MI06B202 Numeric Local Control Panel</a> [pdf] Installation Guide</p> <p>MI06B202 Numeric Local Control Panel, MI06B202, Numeric Local Control Panel, Local Control Panel, Control Panel</p>
---	---

## References

-  [Danfoss Drives: World-leading drive manufacturer | Danfoss](#)
- [User Manual](#)

[Manuals+](#), [Privacy Policy](#)

This website is an independent publication and is neither affiliated with nor endorsed by any of the trademark owners. The "Bluetooth®" word mark and logos are registered trademarks owned by Bluetooth SIG, Inc. The "Wi-Fi®" word mark and logos are registered trademarks owned by the Wi-Fi Alliance. Any use of these marks on this website does not imply any affiliation with or endorsement.