

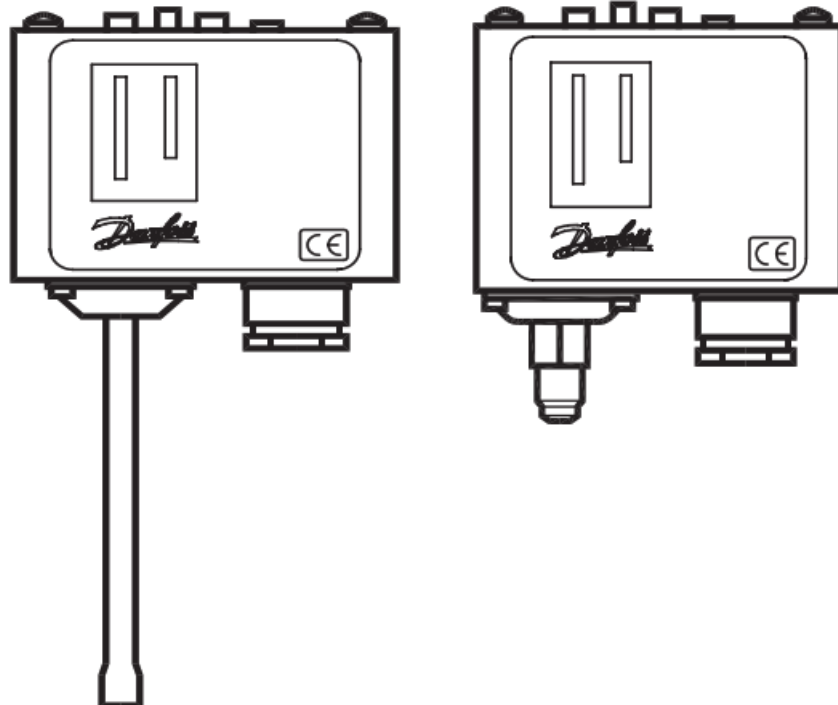


Danfoss KP 6EW Pressure Switch Installation Guide

[Home](#) » [Danfoss](#) » Danfoss KP 6EW Pressure Switch Installation Guide 



KP 6EW Pressure Switch Installation Guide



- 1 Refrigerants:
- 2 Electrical connection
- 3 Safety requirements
- 4 UK DECLARATION OF CONFORMITY
- 5 Documents / Resources
 - 5.1 References
- 6 Related Posts

R290, R32, R444B, R600, R600a, R1234ze, R1290



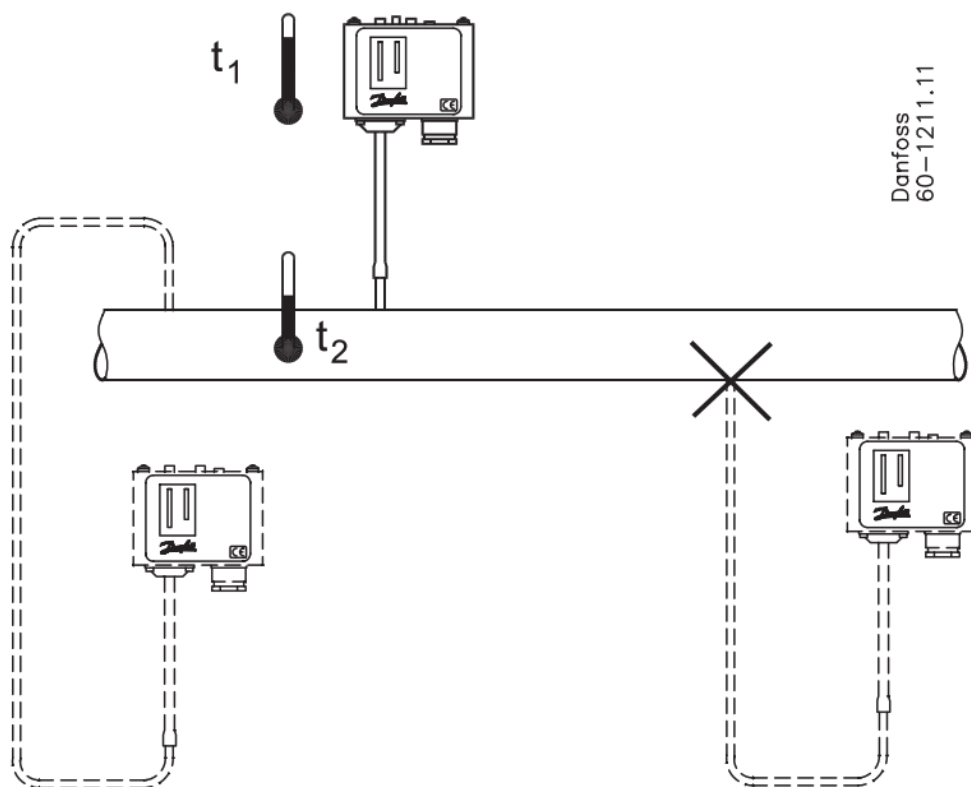
This product is validated in accordance to EN 60079-0:2012 + A11:2013.

Ignition risk is evaluated in accordance to EN 60079-11:2012.

See safety requirements at the end of instruction.

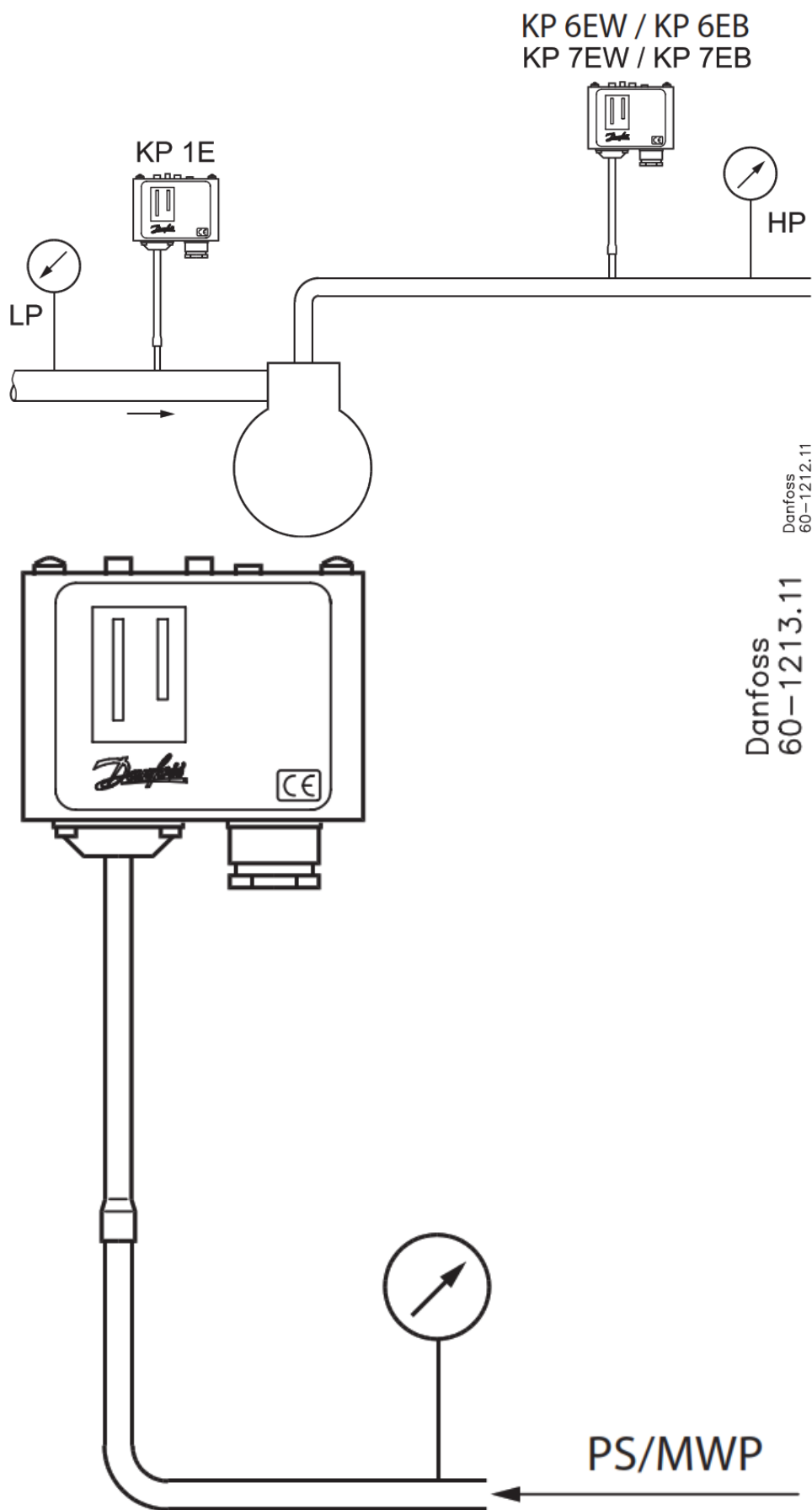
t₁ min: -20 °C

t₁ max: 60 °C



Relative humidity RH: 30 – 98%

Vibration resistance: 4g (10 -1000 Hz)

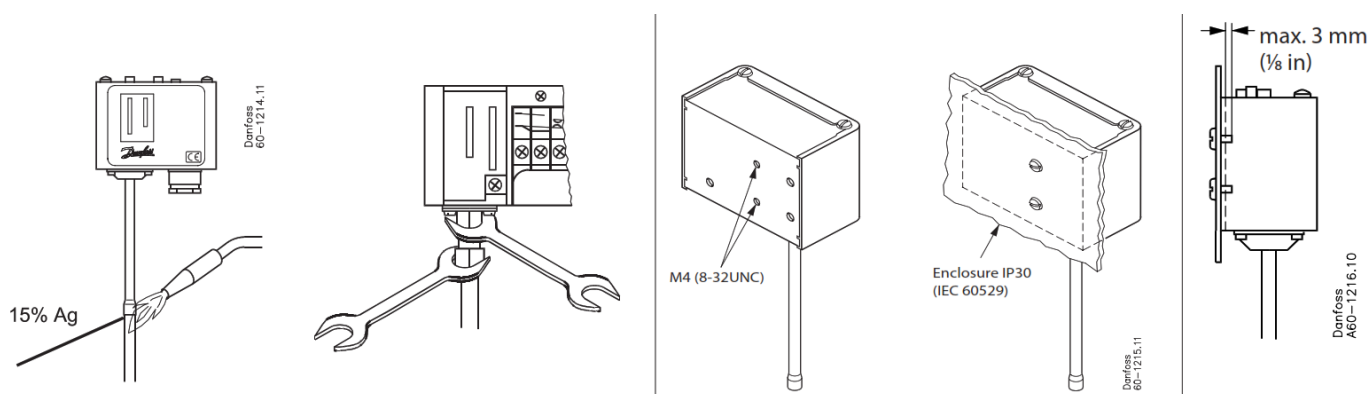


Danfoss
60-1213.11

Danfoss
60-1212.11

Pressure	Type	Regulating range [bar]	Differential Δp [bar]	Max. Working Pressure PS/MWP [bar]	Function*
Low	KP 1E	-7.7	0.7 – 4.0	17	PSL
Low	KP 1E	-7.9	0.7	17	PZL
High	KP 6EW	Aug-42	10-Apr	46.5	PSH
High	KP 6EB	Aug-42	4	46.5	PZH
High	KP 7EW	Aug-32	1.8 – 6.0	32	PSH
High	KP 7EB	Aug-32	4	32	PZH

* PSL, PZL, PSH, PZH according to EN12263: 1998



Note: Do not expose to direct sunlight.

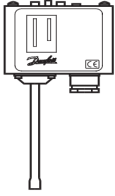
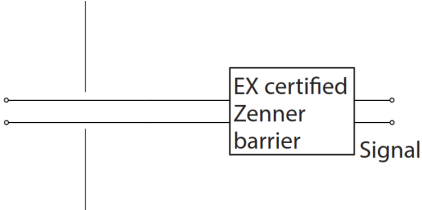

Electrical connection

The KP-E pressure switch placed in explosive zone must always be wired through reliable Ex zen-er barrier, placed outside ex-zone, to ensure insufficient energy supply to cause the ignition of surrounding atmosphere by an electrical spark or the heating of components of circuitry.

The equipment to be used for electrical load limiting must always be approved for use in the zone concerned. Cables and cable entries approved for the application must be used and can not be in contact with sharp edges. Cables must be connected with adequate stress relief that way that pulling forces can not be carried through the cable to the terminal. Use the tightening torque of max. 2 NM.

Note: A particular system can be classified in different zones, for different parts of the system.

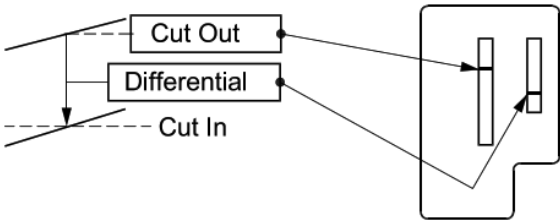
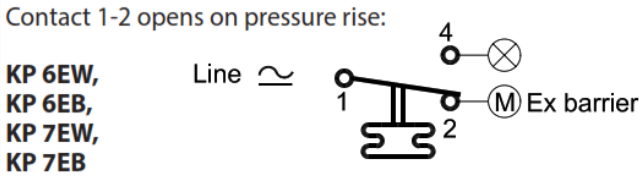
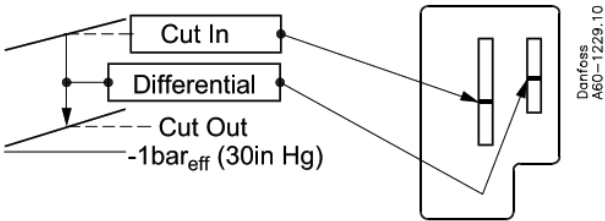
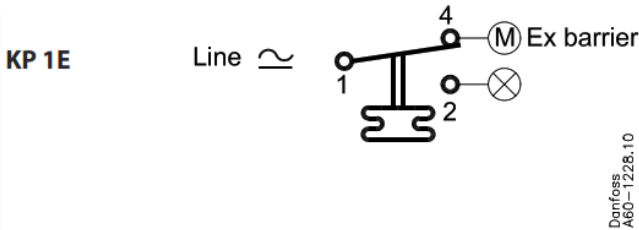
Intrinsic safety protection method

EX – zone	Non EX – zone	Electrical data for intrinsically safe specification (for all KP-E types):	Product marking
 <p>KP-E</p>	 <p>EX certified Zenner barrier</p> <p>Signal</p>	<p>Pi max: 1 W Ui max: 30 V Ii max: 0.1 A Ci max: 0.5 nF Li max: 0.2 μH</p>	 II3G Ex ic IIB T6Gc

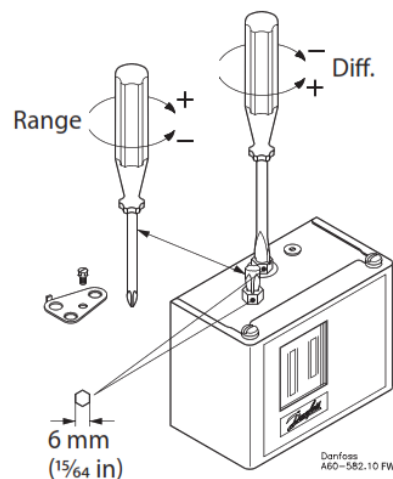
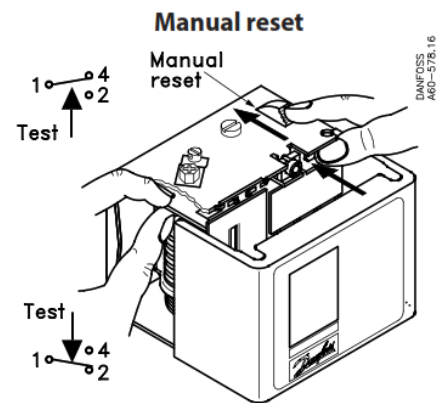
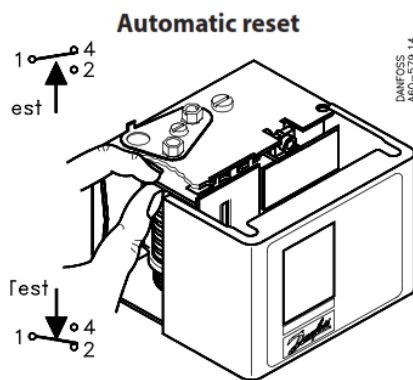
Must be used with certified Ex ic barrier (product matching) satisfying the input parameters.

Contact function

Contact 1-4 opens on pressure drop:



Manual trip function



Safety requirements

1. The KP-E can be applied on systems with R290, R32, R444B, R600, R600a, R1234ze, R1290 as the working fluid.

For countries where safety standards are not an indispensable part of the safety system Danfoss recommend the installer to get a third party approval of the system containing flammable refrigerant.

Note, please follow specific selection criteria stated in the datasheet for these particular refrigerants.

2. The refrigeration system must always comply with European Ex installation standard, EN 60079-14, any local directive and legislation as well as any other regulation applying in the area of installation.
3. KP-E switch must be used only with reliable means of limiting the voltage and current to prevent sparks between the contact surfaces. The equipment to be used for electrical load limiting must always be approved for use in the zone concerned.
4. Cable and cable entries approved for the application must be used. Cables must not be in contact with sharp edges. The cable must be connected with adequate stress relief in order to prevent that pulling forces can be carried through the cable to the terminal.
5. In the event of pressure pulsations in the system, where the switch is connected, these must be effectively damped to prevent fatigue failure on the bellows. The cycle frequency of the KP-E switch must be kept as low as possible. The vibration level must be kept as low as possible.
6. It is recommended to regularly check the function of the KP-E switch.
7. Only apparatus designed, constructed and released by Danfoss must be used for application concerned. Danfoss can accept no responsibility in case of alterations made on the pressure switches or the use of them against the instructions of Danfoss.

8. Any overload of the KP-E switch must be prevented. Overloaded or damaged apparatus must be exchanged.
9. Only authorised persons, who are certified in installing and maintaining refrigeration system may do the installation, maintenance and exchange of the switch.
10. Use only appropriate tools.
11. Dispose of the switch in an environmentally-friendly way.
12. KP-E switches must be installed in area where is low risk of mechanical damage.
13. Components within the equipment can exceed the enclosure temperature by 1K (1 °C). When the media temperature exceeds 80 °C, it is the responsibility of the user to ensure that the media temperature does not cause a thermal ignition risk on parts between the media and the switch enclosure thus it is recommended that maximum media temperature on pressure switch is limited to 80 °C.
14. Isolation of the intrinsically safe circuit to ground and to the contact mounting screw has been verified through 500VACrms dielectric strength testing, carried out in accordance with IEC EN 60079-11:2012.
15. The max. applicable length of the cable connected to the KP-E depends on cable capacity and conductivity. Capacitance and inductive of the cable together with Ci and Li of KP-E must fit requirements of applied Zenger barrier.

ENGINEERING
TOMORROW



Danfoss A/S

6430 Nordborg
Denmark

CVR nr.: 20 16 57 15

Telephone: +45 7488 2222

Fax: +457449 0949

UK DECLARATION OF CONFORMITY

Danfoss A/S

Refrigeration & Air Conditioning Controls

declares under our sole responsibility that the

Product category: Pressure switches

Type designation(s): KP1E, KP7EW, KP7E13 KP7ES, KP6EW, KP6EB, KP6ES

Covered by this declaration is in conformity with the following directive(s), reguladon(s), standard(s) or other normative document(s), provided that the product is used in accordance with our instructions.

Equipment and Protective Systems Intended for use in Potentially Explosive Atmospheres Regulations 2014 UKSI 2016 No. 1107

Marking:



Ex ic IIB T6 Gc

Tamb. -20°C to +60°C

Test basis:

BS EN IEC 60079-0:2018 Explosive atmospheres, Part 0, Equipment-General requirements

BS EN IEC 60079-11:2012 Explosive atmospheres, Part 11, Equipment Protection by Intrinsic safety ar.

Pressure Equipment (Safety) Regulations 2016

Equipment cat: IV

Approved Body: Module B Tov Rhineland No.: 0035, module D TOV Nord Notified Body No.: 0045

Test basis: BS EN 12263:1998 Refrigerating systems and heat pumps — Safety switching devices for limiting the pressure, Requirements and tests.

Conformity assessment: module B (production type) TON/ Rhineland certificate No.01 202 969/B-21-0013, module D (quality assurance) TOV Nord certificate No. 202/91201Z/00468/22/D/000

The Restriction of the Use of Certain Hazardous Substances in Electrical and Electronic Equipment Regulations 2012 (as amended BS EN 63000:2018 Technical documentation for the assessment of electrical and electronics products with respect to the restriction of hazardous substances

Date: 1.12.2022 Place of issue: Grodzisk Maz.	Issued by DocuSigned by: Piotr Chylaszek Signature: 6449B627CBA04AF... Name: Piotr Chylaszek Title: Sr Spec. Projects & Approvals	Date: 1.12.2022 Place of issue: DK 6430 Nordborg	Approved by DocuSigned by: Jesper Kirkegaard Signature: 02CE1A82330744A... Name: Jesper Kirkegaard Title: Engineering Manager
---	---	--	---

Danfoss only vouches for the correctness of the English version of this declaration. In the event of the declaration being translated into any other language, the translator concerned shall be liable for the correctness of the translation

ID No: 060-9688

Revision No: AB

This dec. is managed by 5E080577

Classified as Business

ENGINEERING
TOMORROW

Danfoss

Danfoss A/S

6430 Nordberg

Denmark

CVR nr.: 20 16 57 IS

Telephone: +45 7488 2222

Fax: +45 7449 0949

EU DECLARATION OF CONFORMITY

Danfoss A/S

Refrigeration & Air Conditioning Controls

declares under our sole responsibility that the

Product category: Pressure switches

Type designation(s): KP1E, KP7EW, KP7E13 KP7ES, KP6EW, KP6EB, KP6ES

Covered by this declaration is in conformity with the following directive(s), regulation(s), standard(s) or other normative document(s), provided that the product is used in accordance with our instructions.

Explosive or Protective Systems Intended for use in Potentially Explosive Atmospheres, Directive 2014/34/EU

Marking;



II 3G

Ex is IIB T6 Gc

Tamb. -20°C to +60°C

Test basis:

EN 1EC 60079-0:2018 Explosive atmospheres, Part 0, Equipment-General requirements

EN 60079-11:2012 Explosive atmospheres, Part 11, Equipment Protection by Intrinsic safety “i”.

Pressure Equipment Directive 2014/68/EU

Equipment cat: IV Notified Body: Module B TOV Rheinland No.: 0035, module D Toy Nord Notified Body No.: 0045

Test basis: EN 12263:1998 Refrigerating systems and heat pumps – Safety switching devices for limiting the pressure, Requirements and tests.

Conformity assessment: module B (production type), TUV Rheinland certificate No. 01 202 969/13.22-000301, module DTUV Nord certificate No. 202/9120/1./00468/22/ D/000

RoHS Directive 2011/65/EU including amendment 2015/863

EN IEC 63000: 2018 Technical documentation for the assessment of electrical and electronics products with respect to the restriction of hazardous substances

Date: 1.12.2022 Place of issue: Grodzisk Maz.	Issued by DocuSigned by: Piotr Chylaszek Signature: 6449B627CBA04AF... Name: Piotr Chylaszek Title: Sr Spec. Projects & Approvals	Date: 1.12.2022 Place of issue: DK 6430 Nordborg	Approved by DocuSigned by: Jesper Kirkegaard Signature: 02CE1A82330744A... Name: Jesper Kirkegaard Title: Engineering Manager
--	--	---	--

Danfoss only vouches for the correctness of the English version of the declaration. In the event of the declaration being translated into any other language, the translator concerned shall be liable for the correctness of the translation

ID No: 0608654

Revision No: AN

This doc. is managed by 50080571

Classified as Business



© Danfoss | Climate Solutions | 2022.06

Info for UK customers only:

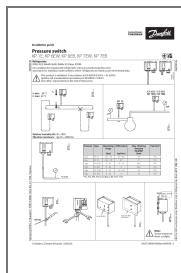
Danfoss Ltd., 22 Wycombe End, HP9 1NB, GB

AN372949507869en-000103

060R9516



Documents / Resources



[Danfoss KP 6EW Pressure Switch](#) [pdf] Installation Guide

KP 1E, KP 6EW, KP 6EB, KP 7EW, KP 7EB, KP 6EW Pressure Switch, KP 6EW, Pressure Switch, Switch

References

-  [Danfoss Global Product Store | Homepage](#)

