



## Danfoss IPS 8 Pre-Programmed Controller MCX 15b Installation Guide

[Home](#) » [Danfoss](#) » Danfoss IPS 8 Pre-Programmed Controller MCX 15b Installation Guide 

### Danfoss IPS 8 Pre-Programmed Controller MCX 15b Installation Guide



#### Contents

- [1 Instructions](#)
- [2 Documents / Resources](#)
- [3 Related Posts](#)

#### Instructions

Prior to disconnect and remove the old MCX controller it is important to depressurize the ammonia side of the purger unit by following these steps (see fig. 1)

1. Close all supply lines from the purge points of the ammonia system (a)
2. Restart the controller to force pump-down
3. Wait for 20 minutes
4. Stop the compressor by turning the compressor switch QM1 to the off position
5. Close the SVA shut-off valve in the drain line (located under the IPS8 (b))
6. Release the remaining system pressure to ambient pressure by opening the SNV drain valve (c). This can also be done by attaching a permanent magnet on the AKVA 10 valve for forced opening

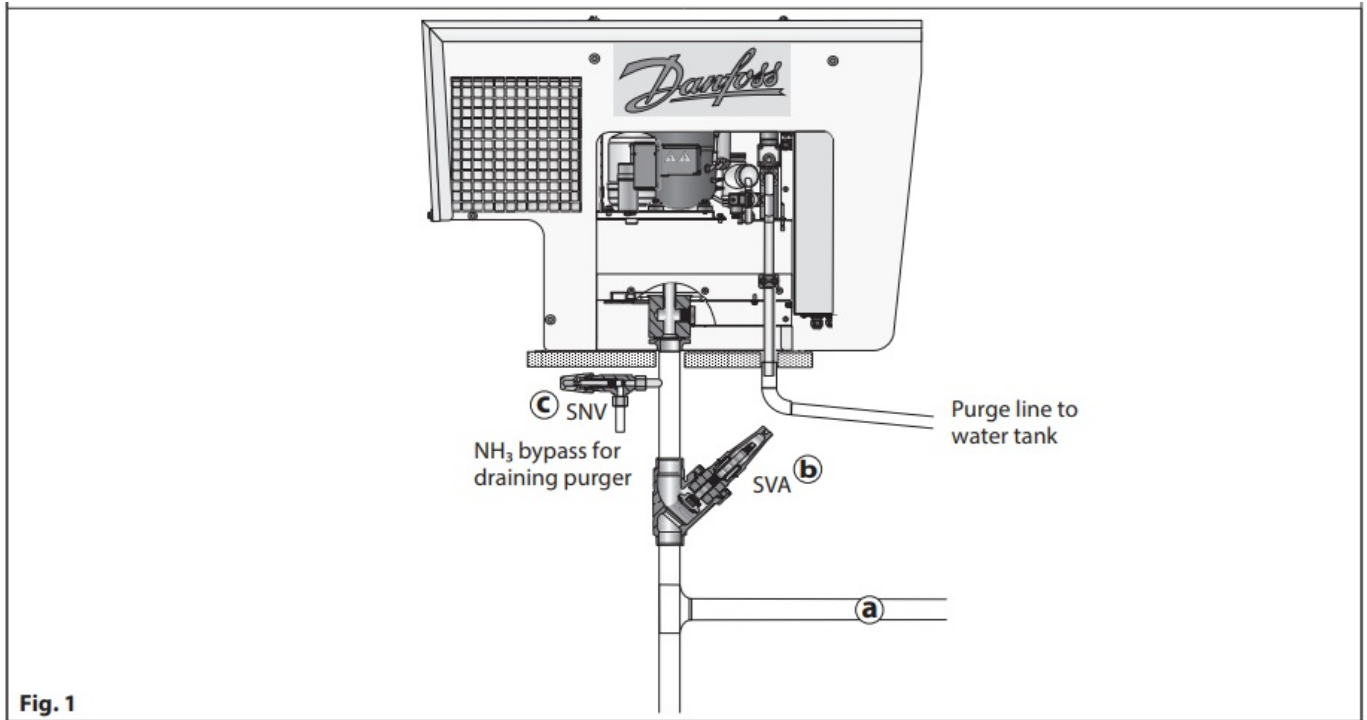


Fig. 1

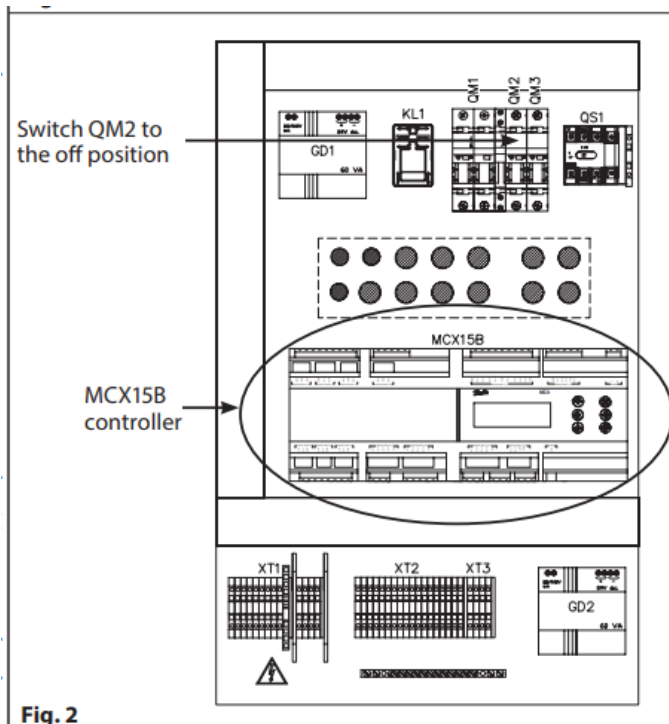


Fig. 2

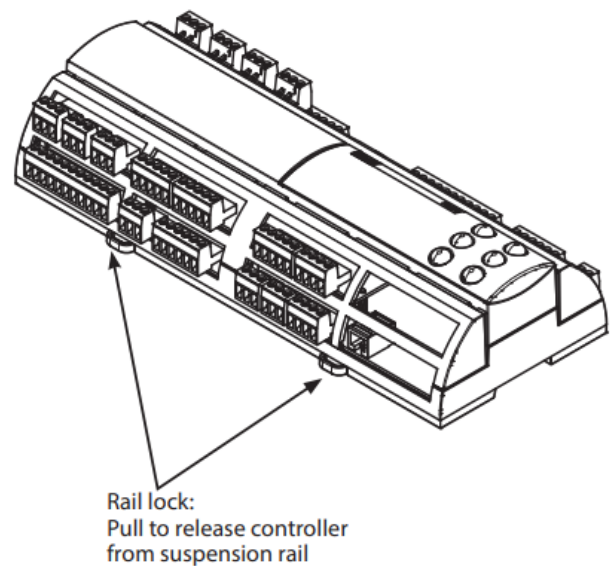
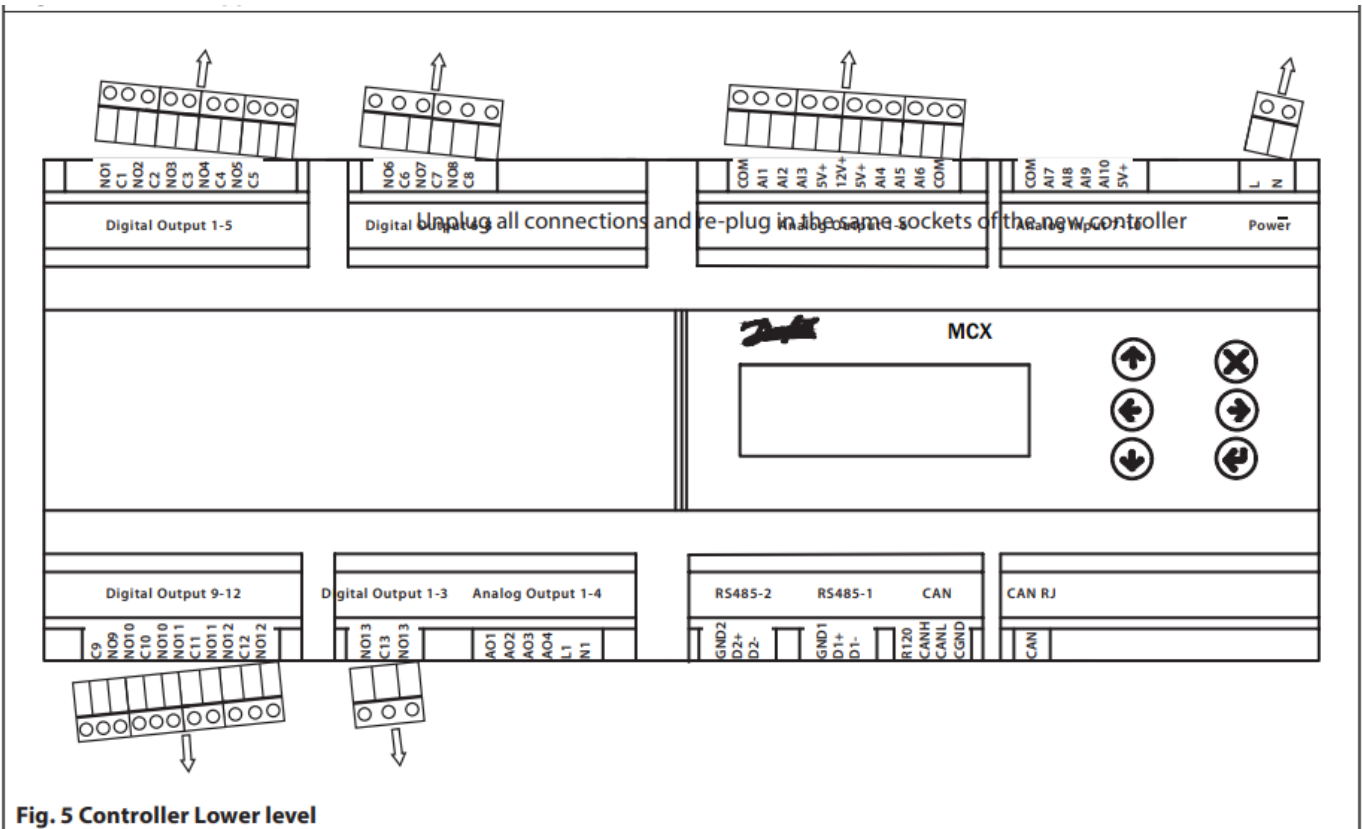
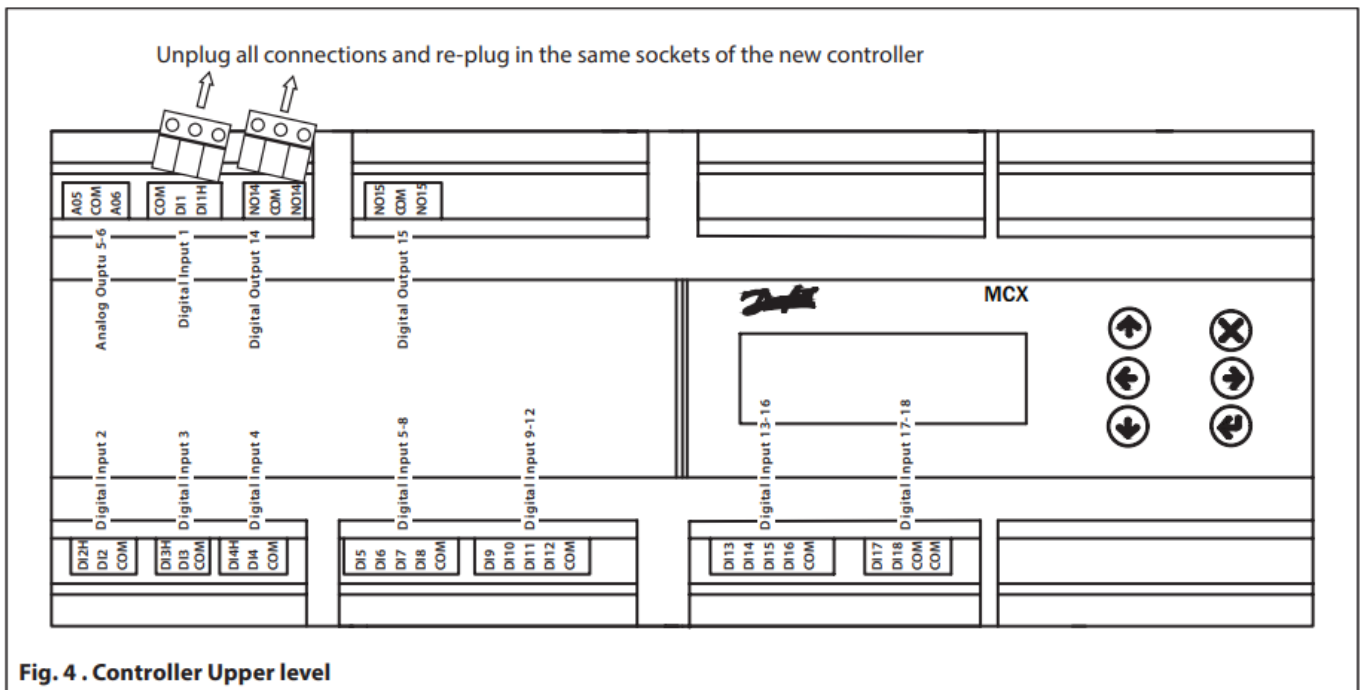


Fig. 3



1. Switch QM2 to the on position
2. Configure the number of purge points (see IPS 8 user guide): Activate multipurser (label y02) Enter the number of purge points
3. Configure any other customer specific setting:  
The pre-programmed MCX15B (code 084H5052) is plug & play ready, and only where customer specific settings are applicable, these values must be entered.


Danfoss A/S  
Climate Solutions • [danfoss.com](http://danfoss.com) • +45 7488 2222

Any information, including, but not limited to information on selection of product, its application or use, product

design, weight, dimensions, capacity or any other technical data in product manuals, catalogues descriptions, advertisements, etc. and whether made available in writing, orally, electronically, online or via download, shall be considered informative, and is only binding if and to the extent, explicit reference is made in a quotation or order confirmation. Danfoss cannot accept any responsibility for possible errors in catalogues, brochures, videos and other material. Danfoss reserves the right to alter its products without notice. This also applies to products ordered but not delivered provided that such alterations can be made without changes to form, fit or function of the product.

All trademarks in this material are property of Danfoss A/S or Danfoss group companies. Danfoss and the Danfoss logo are trademarks of Danfoss A/S. All rights reserved.

## Documents / Resources



[Danfoss IPS 8 Pre-Programmed Controller MCX 15b](#) [pdf] Installation Guide  
IPS 8, Pre-Programmed Controller MCX 15b, IPS 8 Pre-Programmed Controller MCX 15b, Pro  
grammed Controller MCX 15b, Controller MCX 15b, MCX 15b