



Danfoss ECL 200 Weather Compensation Installation Guide

[Home](#) » [Danfoss](#) » Danfoss ECL 200 Weather Compensation Installation Guide 

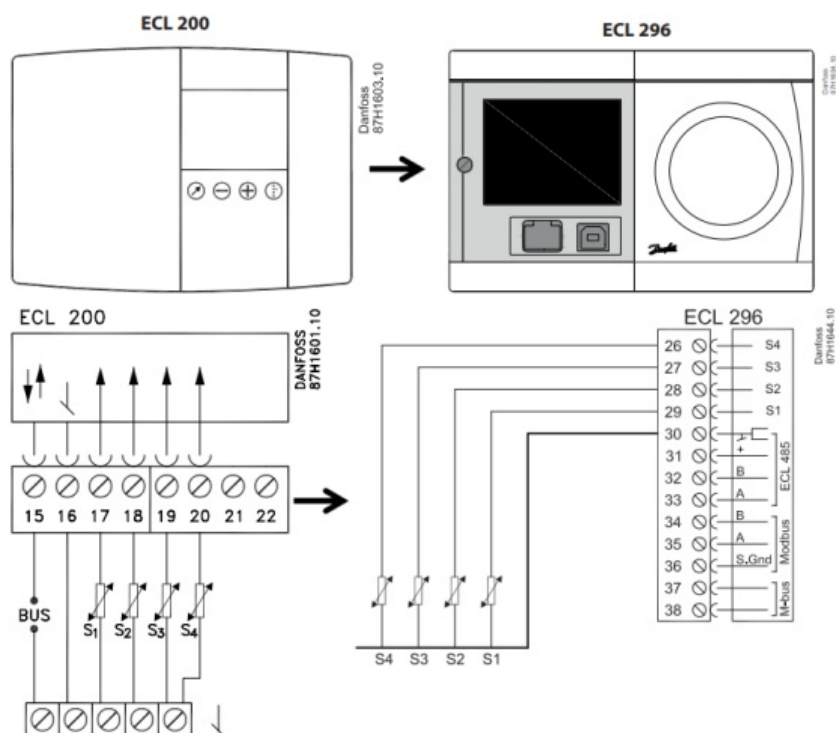
Danfoss ECL 200 Weather Compensation Installation Guide



Contents

- [1 Instruction](#)
- [2 Documents / Resources](#)
 - [2.1 References](#)
- [3 Related Posts](#)

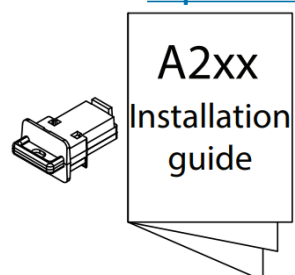
Instruction

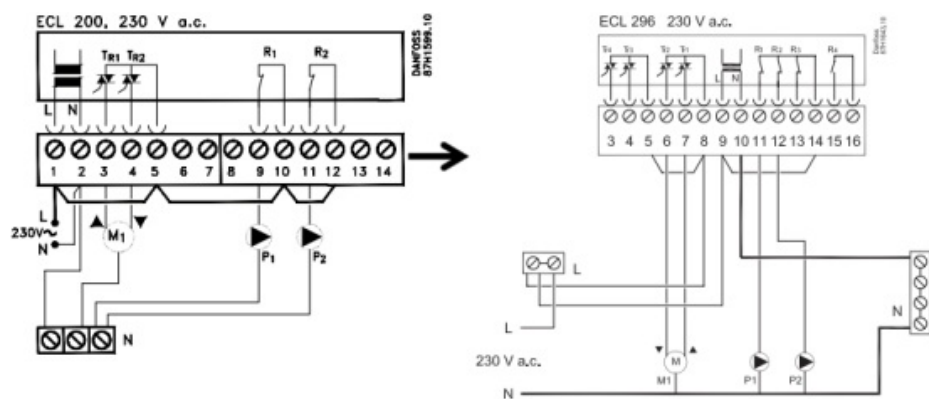


ECL 200	
S1	16-17
S2	16-18
S3	16-19
S4	16-20

ECL 296	
30-29	S1
30-28	S2
30-27	S3
30-26	S4

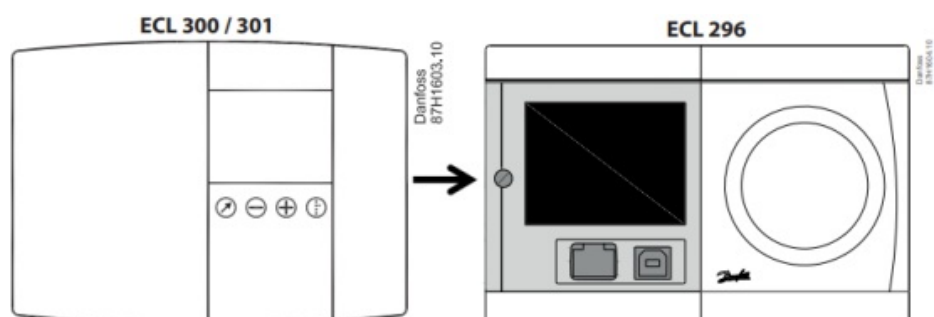
? <http://heating.danfoss.com> Documentation

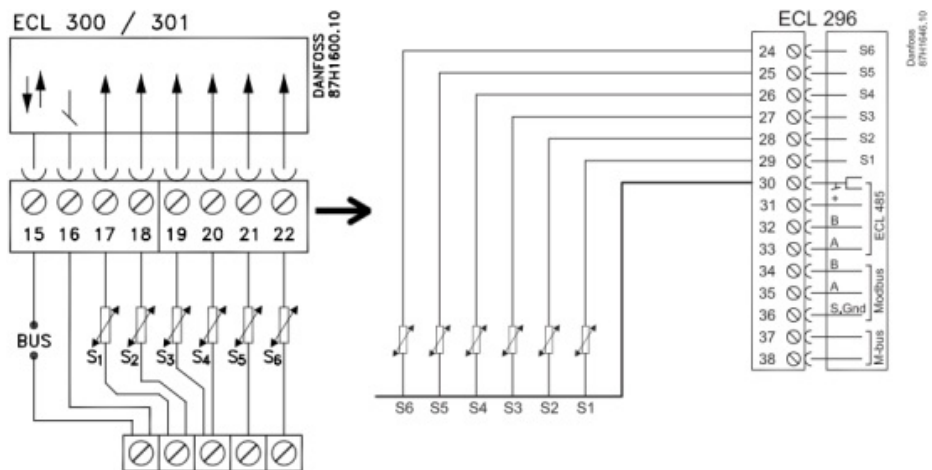




ECL 200	
L	1
N	2
M1▲	2 (N) – 3
M1▼	2 (N) – 4
P1	9-10
P2	11-12

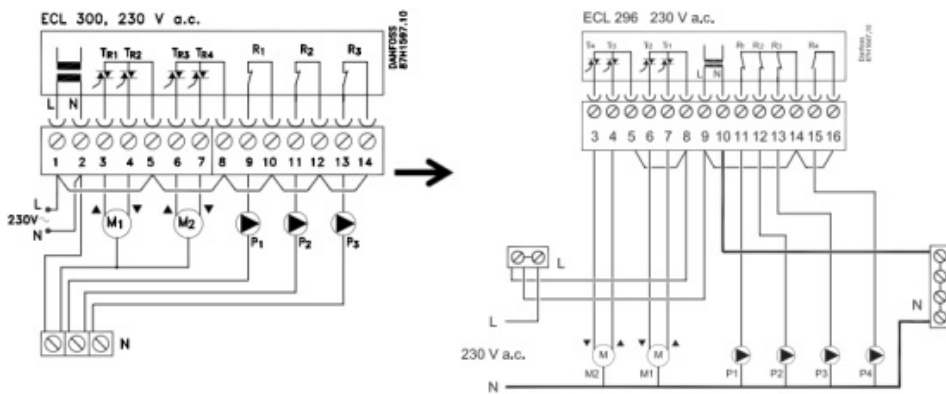
ECL 296	
9	L
10	N
10 (N) – 7	M1▲
10 (N) – 6	M1▼
14-11	P1
14-12	P2





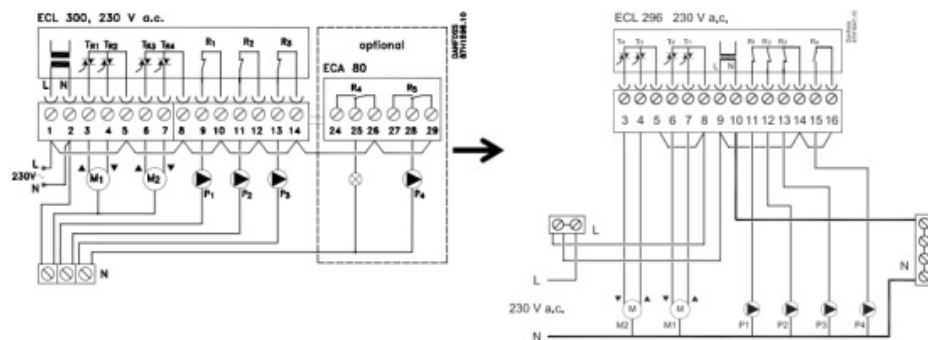
ECL 300 / 301	
S1	16-17
S2	16-18
S3	16-19
S4	16-20
S5	16-21
S6	16-22

ECL 296	
30-29	S1
30-28	S2
30-27	S3
30-26	S4
30-25	S5
30-24	S6



ECL 300 / 301	
L	1
N	2
M1▲	2 (N) – 3
M1▼	2 (N) – 4
M2▲	2 (N) – 6
M2▼	2 (N) – 7
P1	9-10
P2	11-12
P3	13-14
(P4)	(24-25-26)

ECL 300 / 301	
9	L
10	N
10 (N) – 7	M1▲
10 (N) – 6	M1▼
10 (N) – 4	M2▲
10 (N) – 3	M2▼
14-11	P1
14-12	P2
14-13	P3
16-15	(P4)



ECL Comfort 296: www.heating.danfoss.com



<https://www.youtube.com/user/DanfossHeating>



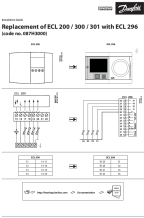
Playlists -> How-to Videos -> District Energy installation videos

Danfoss A/S
Heating Segment
danfoss.com
+45 7488 2222
E-Mail: heating@danfoss.com



Danfoss can accept no responsibility for possible errors in catalogues, brochures and other printed material. Danfoss reserves the right to alter its products without notice. This also applies to products already on order provided that such alterations can be made without sub sequential changes being necessary in specifications already agreed. All trademarks in this material are property of the respective companies. Danfoss and all Danfoss logotypes are trademarks of Danfoss A/S. All rights reserved.



Documents / Resources

 A technical diagram showing the replacement of ECL 200 / 300 / 301 with ECL 296. It includes a small image of the device, a wiring diagram, and a table of specifications.	<p>Danfoss ECL 200 Weather Compensation [pdf] Installation Guide 087H3000, 87H1604.10, 087H9270, ECL 200 Weather Compensation, ECL 200, Weather Compensation, Compensation</p>
---	--

References

-  [Danfoss Climate Solutions for heating | Efficient solutions for superior comfort | Danfoss](#)
-  [Danfoss Climate Solutions for heating | Efficient solutions for superior comfort | Danfoss](#)
- [User Manual](#)

[Manuals+](#), [Privacy Policy](#)

This website is an independent publication and is neither affiliated with nor endorsed by any of the trademark owners. The "Bluetooth®" word mark and logos are registered trademarks owned by Bluetooth SIG, Inc. The "Wi-Fi®" word mark and logos are registered trademarks owned by the Wi-Fi Alliance. Any use of these marks on this website does not imply any affiliation with or endorsement.