



Danfoss Crimper Software User Guide

[Home](#) » [Danfoss](#) » Danfoss Crimper Software User Guide 



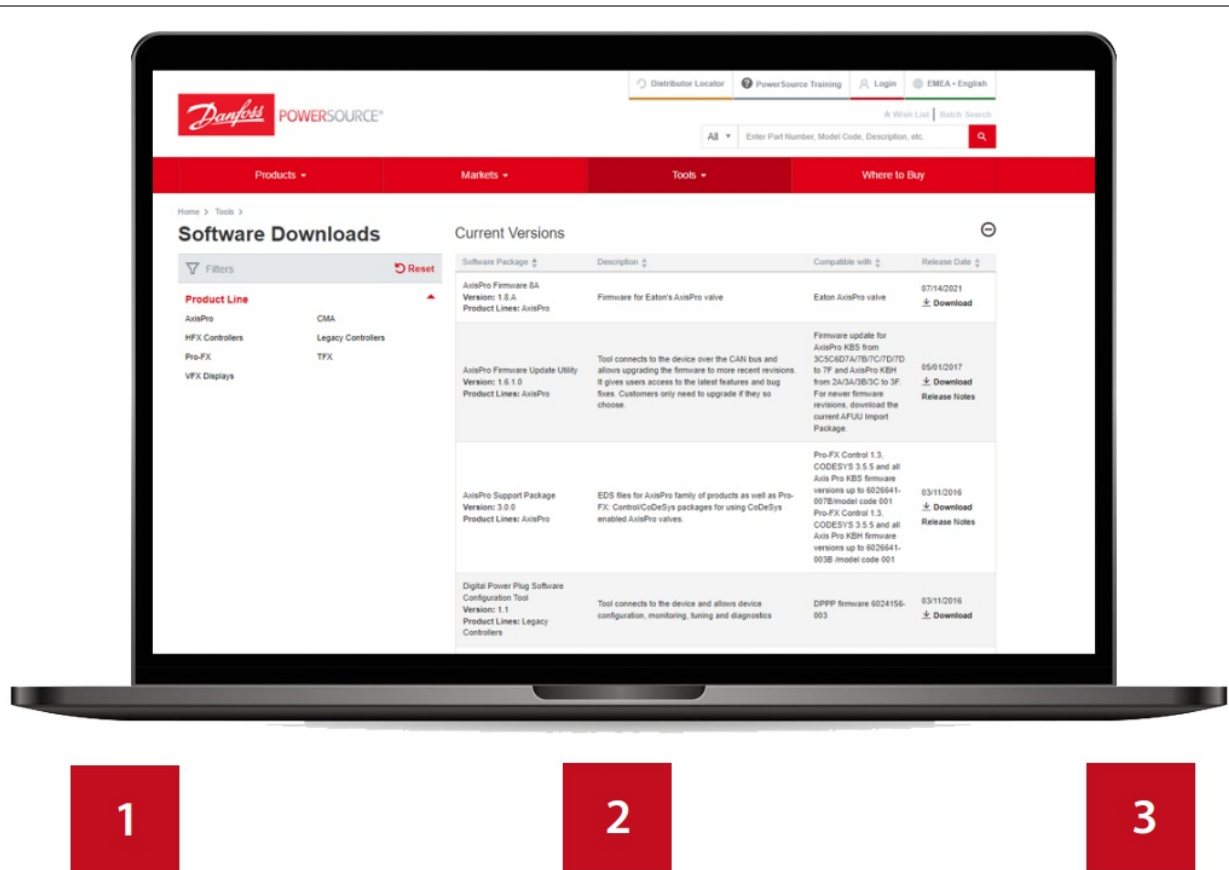
ENEA
Danfoss Crimper Software

Contents

- [1 Crimper Software](#)
- [2 Loading Crimp Update](#)
- [3 About Danfoss Power Solutions FC](#)
- [4 Documents / Resources](#)
 - [4.1 References](#)
- [5 Related Posts](#)

Crimper Software

Current crimp specifications are available for download in PowerSource, under tools, Software update menu:
crimpersoftware.danfoss.com



Download the zip file

Click the link to download the zip file with the updates.

Extract files

After downloading zip file, right click on the file and select "Extract All". Save "Parts" folder onto a "Fat32" formatted USB Flash Drive.

Install updates


To install updates, please follow the next steps.

USB Flash Drive Formatting Instructions:


1. A flash drive formatted to "FAT32" file system is required for software updates.
2. If you are not sure if your flash drive is formatted properly.
3. Connect your USB – flash drive to your computer.
4. Go to "My Computer" or "File Explorer", right click on the drive that the USB – Flash Drive appears.
5. From the menu, click "Format"
5. In the "FORMAT device name (drive letter)" window, under "File system," click the drop-down arrow and select FAT32 and then click the Start button.
6. You will see a "Warning: Formatting will erase ALL data on this disk/drive. To format the disk, click ok. To quit, click CANCEL".
7. Upon completion, you will receive a "Format Complete" message. Click "OK".
8. Click the "Close" button.

9. Close “My Computer” or Windows Explorer” window.
10. To install updates, please refer to machines operators manual for instructions.

Loading Crimp Update




1. Put USB device in the back of the Machine – choose one of the plugs



2. Press the setting button



3. Type in User: user / Password: user



4. After successful update – go back to the Start screen

About Danfoss Power Solutions FC

Danfoss hoses, fittings, and tooling provide the ultimate fluid conveyance solutions for a variety of equipment and applications around the world. We proudly engineer to support a sustainable future for tomorrow.

To learn more please visit: <http://www.danfoss.com/en/about-danfoss/our-businesses/power-solutions>

Danfoss Power Solutions II GmbH Fluid Conveyance Dr. -Reckeweg-Str. 1 DE-76532 Baden-Baden, Germany Tel.: +49 7221 6820	Danfoss Power Solutions GmbH & Co.OHG Krokamp 35 D-2439 Neumünster, Germany Phone: +49 4321 8710
Danfoss Power Solutions (US) Company 2800 East 13th Street Ames, IA 50010, USA Phone: +1 515-239-6000	Danfoss Power Solutions ApS Nordborgvej 81 DK-6430 Nordborg, Denmark Phone: +45 7488 2222


Danfoss Power Solutions Trade (Shanghai) Co. Ltd.

Building #22, No 1000 Jin Hai Rd
Jin Qiao, Pudong New District
Shanghai, China 201206
Phone: +86 21 3418 5200w


Danfoss can accept no responsibility for possible errors in catalogues, brochures and other printed material. Danfoss reserves the right to alter its products without notice. This also applies to products already on order provided that such alterations can be made without subsequential changes being necessary in specifications already agreed. All trademarks in this material are property of the respective companies. Danfoss and the Danfoss logotype are trademarks of Danfoss A/S. All rights reserved.

© Danfoss | Crimper software update guide
BC433647909126en-000101

Documents / Resources

	<p>Danfoss Crimper Software [pdf] User Guide Crimper Software, Crimper, Software</p>
--	--

References

-  [Danfoss' businesses - Engineering since 1933 - Explore innovative solutions for many markets | Danfoss](#)