



Danfoss Ally Air Module Installation Guide

[Home](#) » [Danfoss](#) » Danfoss Ally Air Module Installation Guide 



ENGINEERING TOMORROW
Ally Air Module
Installation Guide



Contents

- 1 Ally Air Module
- 2 Install
- 3 Include
- 4 Blink
- 5 Reset
- 6 Declaration of Conformity
- 7 Documents / Resources
 - 7.1 References
- 8 Related Posts

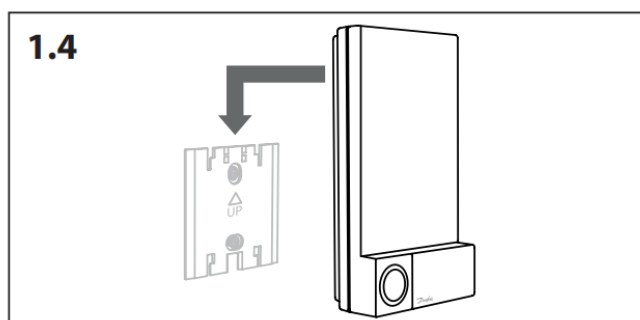
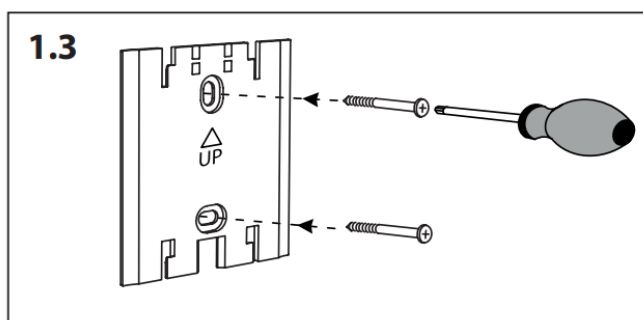
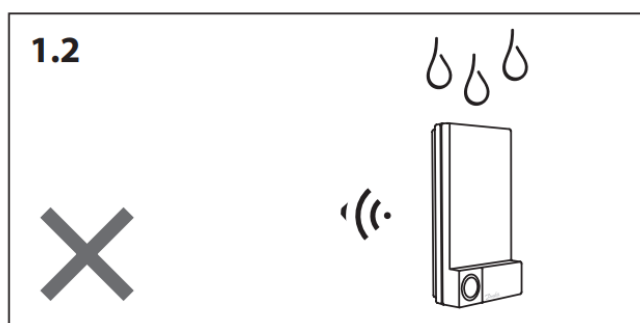
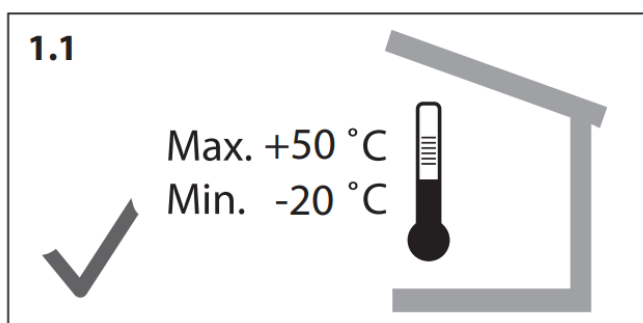
Ally Air Module

Installation Guide
Danfoss Ally™ Air Module
Danfoss Air webpage



<http://scn.by/krzp87a5z2akcr>

Install



1.5 Wiring diagram for cable to ECL310

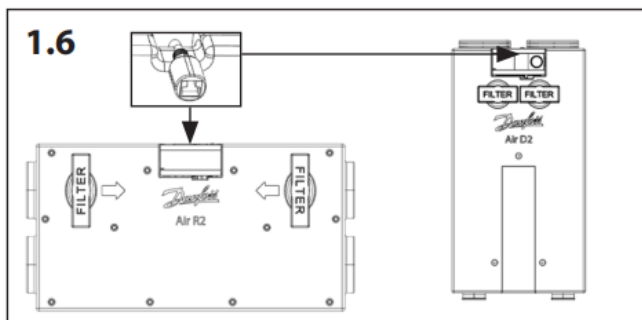
1.5

ECL310

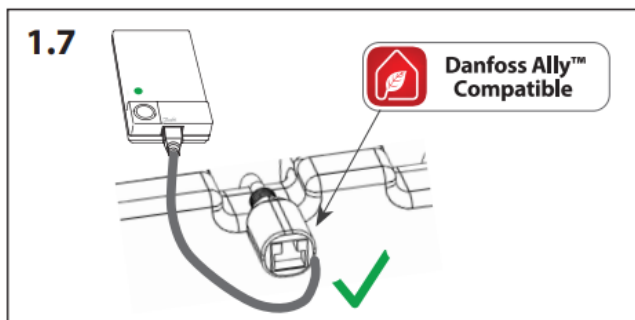
	28	⊗	
	29	⊗	
● / ●	30	⊗	
● / ●	31	⊗	
	32	⊗	
● / ●	33	⊗	
● / ●	34	⊗	
	35	⊗	
	36	⊗	
	37	⊗	

GND(0V) of PSU
12V of PSU
⊗
⊗
RS485, BUS A
RS485, BUS B

1.6



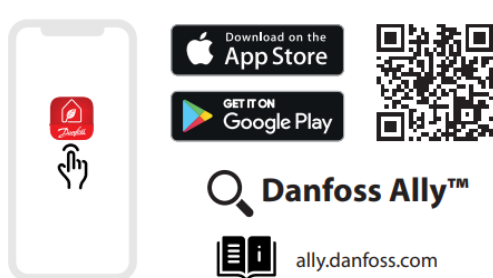
1.7



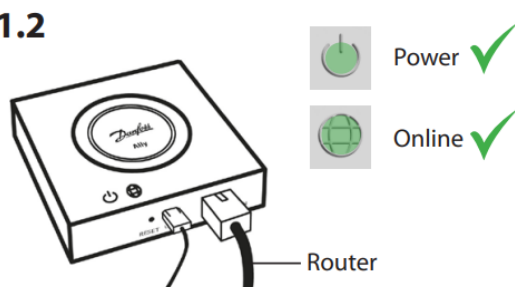
Include

2.1 Danfoss Ally™

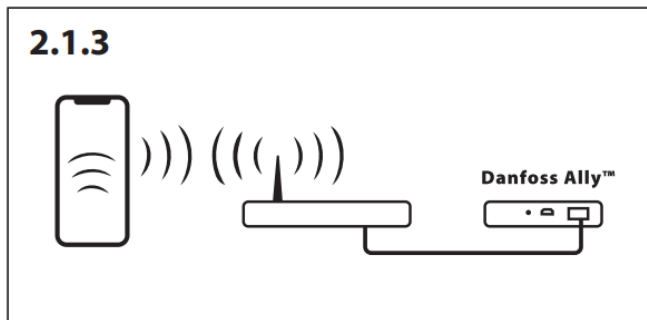
2.1.1



2.1.2



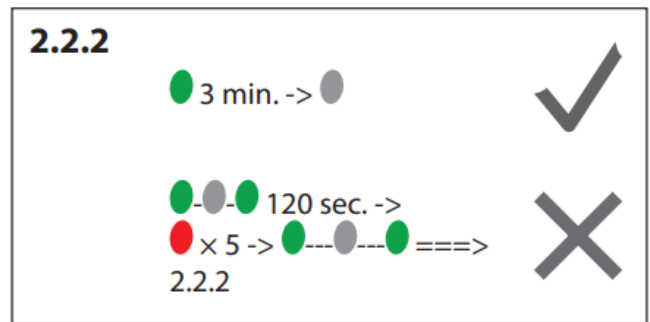
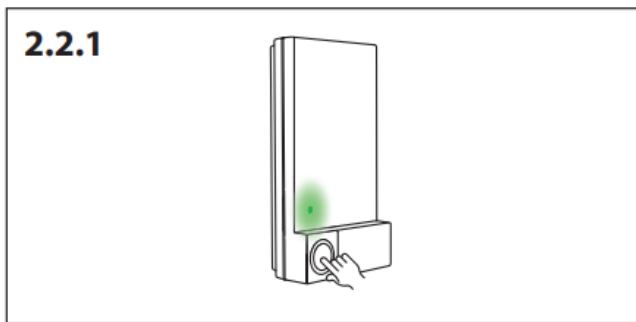
2.1.3



2.1.4



2.2 Network

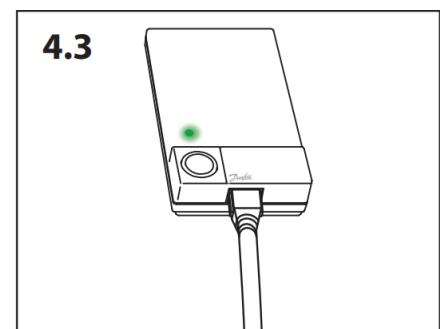
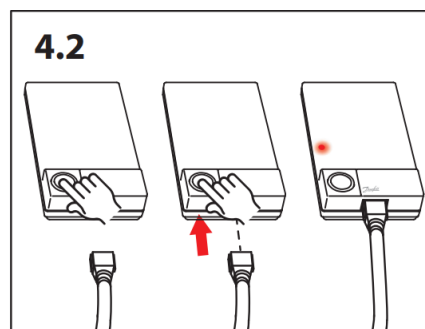
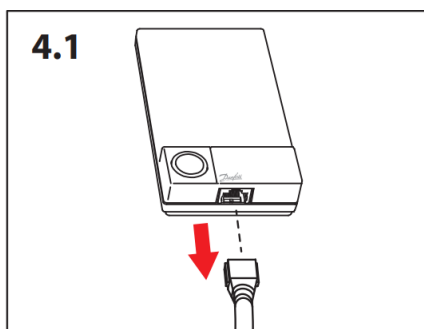


Blink

3.1 Identify from App

3.2 Lost connection to network

Reset



Declaration of Conformity

Hereby, Danfoss A/S declares that the radio equipment type Ally™ Air Module is in compliance with Directive 2014/53/EU. The full text of the EU declaration of conformity is available at the following internet adress: heating.
danfoss.com

Danfoss Climate Solutions

- danfoss.com
- +45 7488 2222

Any information, including, but not limited to information on selection of product, its application or use, product design, weight, dimensions, capacity or any other technical data in product manuals, catalogues descriptions, advertisements, etc. and whether made available in writing, orally, electronically, online or via download, shall be considered informative, and is only binding if and to the extent, explicit reference is made in a quotation or order confirmation. Danfoss cannot accept any responsibility for possible errors in catalogues, brochures, videos and other material. Danfoss reserves the right to alter its products without notice. This also applies to products ordered

but not delivered provided that such alterations can be made without changes to form, fit or function of the product.

All trademarks In this material are property of Danfoss A/S or Danfoss group companies.
Danfoss and the Danfoss logo are trademarks of Danfoss A/S. All rights reserved.



8 l0 Danfoss l FEC12022.11
AN43013292730601-010101

Documents / Resources

	Danfoss Ally Air Module [pdf] Installation Guide Ally Air Module, Ally, Air Module, Module
	Danfoss Ally Air Module [pdf] Installation Guide Ally Air Module, Air Module

References

- [Danfoss Ally™ | Danfoss](#)
- [Danfoss - Engineering Tomorrow | Danfoss](#)
- [Danfoss Climate Solutions for heating | Efficient solutions for superior comfort | Danfoss](#)