



# Danfoss AK-UI55 Info Case Room Controller Installation Guide

[Home](#) » [Danfoss](#) » Danfoss AK-UI55 Info Case Room Controller Installation Guide 

Danfoss AK-UI55 Info Case Room Controller  
Installation Guide

ENGINEERING  
TOMORROW



Installation Guide

## AK-UI55 Info



084R8059

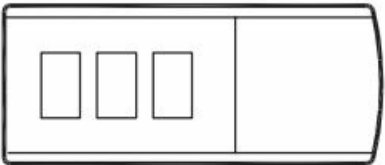


AN324531493969en-000102

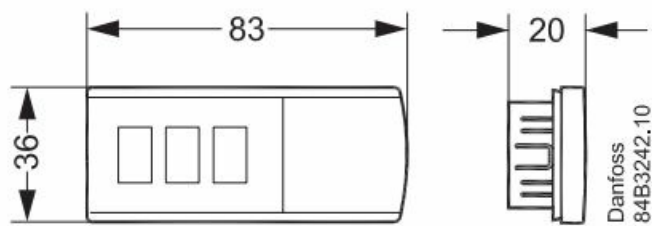
### Contents

- [1 Identification](#)
- [2 Dimensions](#)
- [3 Mounting](#)
- [4 Connection](#)
- [5 AK-UI55 Info](#)
- [6 Documents / Resources](#)
  - [6.1 References](#)

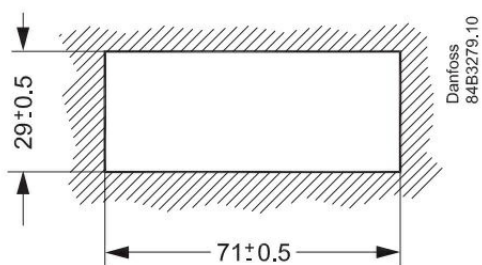
### Identification



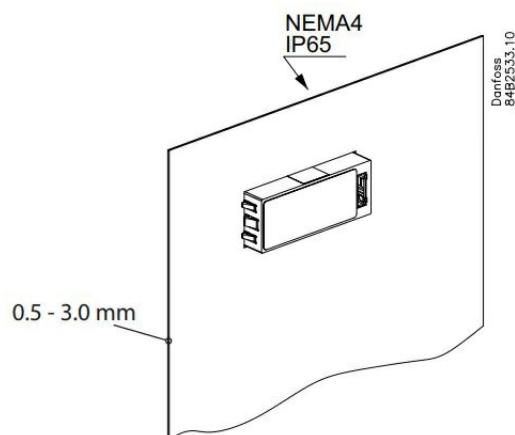
## Dimensions



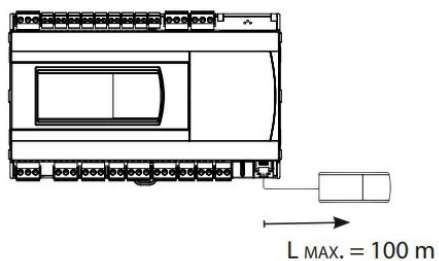
## Mounting



$t_{amb} = 0 - 55\text{ °C}$   
 $32 - 130\text{ °F}$   
 Non condensing



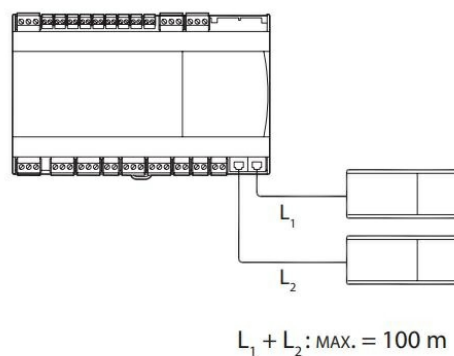
## Connection



RJ 12




AK-UI cable, 3 m: **084B4078**  
 AK-UI cable, 6 m: **084B4079**



## AK-UI55 Info

Lights up in event of:  
Energy optimization  
Cooling  
Defrosting  
Fan operation



Lights up in event of:  
Alarm

With start-up /connection to a controller, the display will "light up in circles" as it collects data from the controller.

The display can give the following messages:

-d- Defrost is in progress

Err The temperature cannot be displayed due to a sensor error

Fan Appliance cleaning has been initiated. The fans are running

OFF Appliance cleaning is activated and the appliance can be cleaned

OFF The main switch is set to Off


SEr The main switch is set to service / manual operation

CO2 Flashes: Will display in event of a refrigerant leakage alarm, but only if the refrigerant is set up for CO

© Danfoss | DCS (vt) | 2019.12

AN324531493969en-000102 | 1

## Documents / Resources



[Danfoss AK-UI55 Info Case Room Controller](#) [pdf] Installation Guide

084R8059, 084B4078, 084B4079, AK-UI55 Info Case Room Controller, AK-UI55, Info Case Room Controller, Case Room Controller, Room Controller

## References

- [User Manual](#)

[Manuals+.](#) [Privacy Policy](#)

This website is an independent publication and is neither affiliated with nor endorsed by any of the trademark owners. The "Bluetooth®" word mark and logos are registered trademarks owned by Bluetooth SIG, Inc. The "Wi-Fi®" word mark and logos are registered trademarks owned by the Wi-Fi Alliance. Any use of these marks on this website does not imply any affiliation with or endorsement.