



Danfoss AK-CC55 Cold Room Controller User Guide

[Home](#) » [Danfoss](#) » Danfoss AK-CC55 Cold Room Controller User Guide 

Danfoss AK-CC55 Cold Room Controller

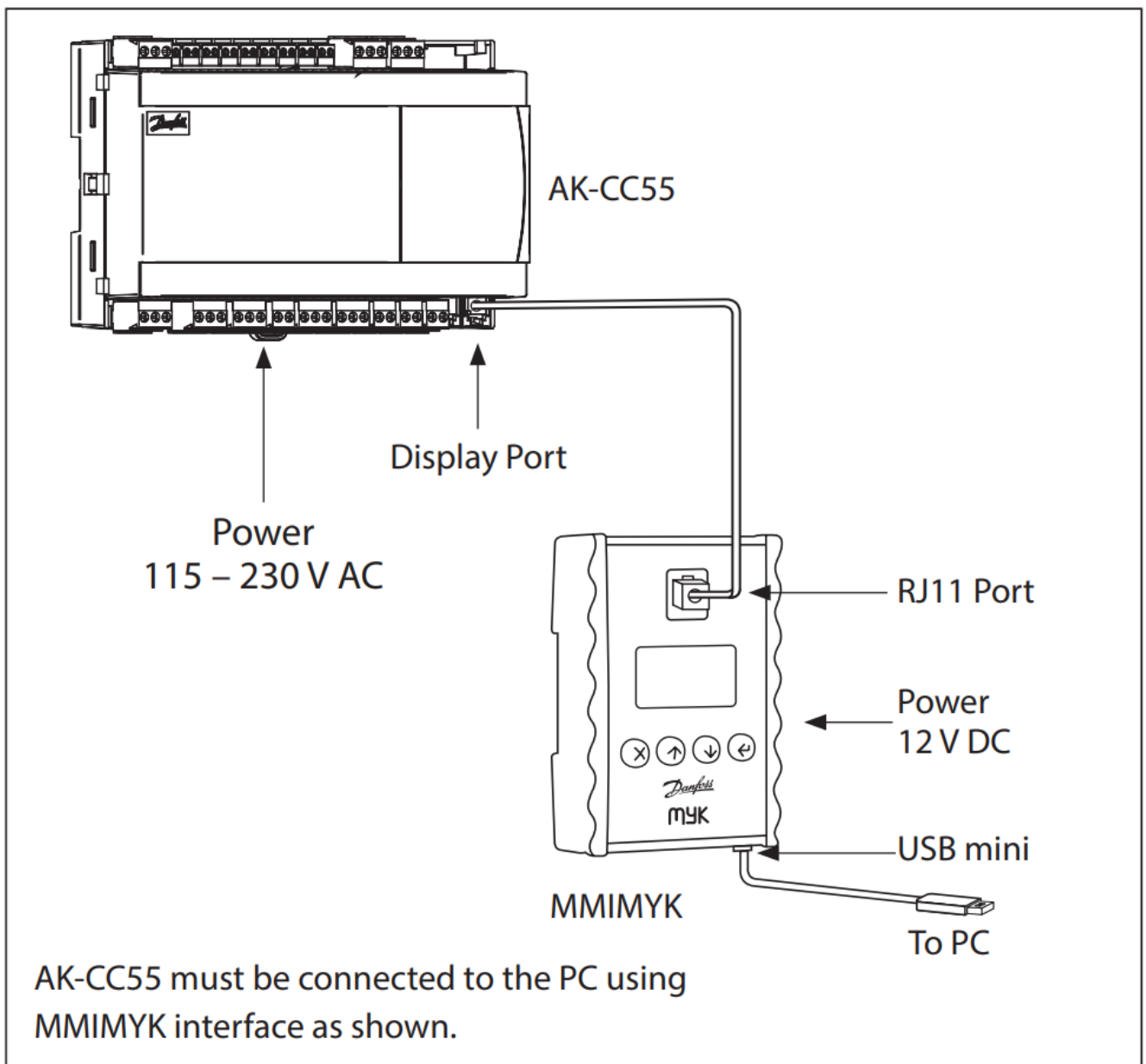


Contents


- [1 AK-CC55 firmware upgrade process](#)
- [2 CUSTOMER SUPPORT](#)
- [3 Documents / Resources](#)
 - [3.1 References](#)
- [4 Related Posts](#)

AK-CC55 firmware upgrade process

1. Connect AK-CC55 to PC as shown below, using MMIMYK as gateway.



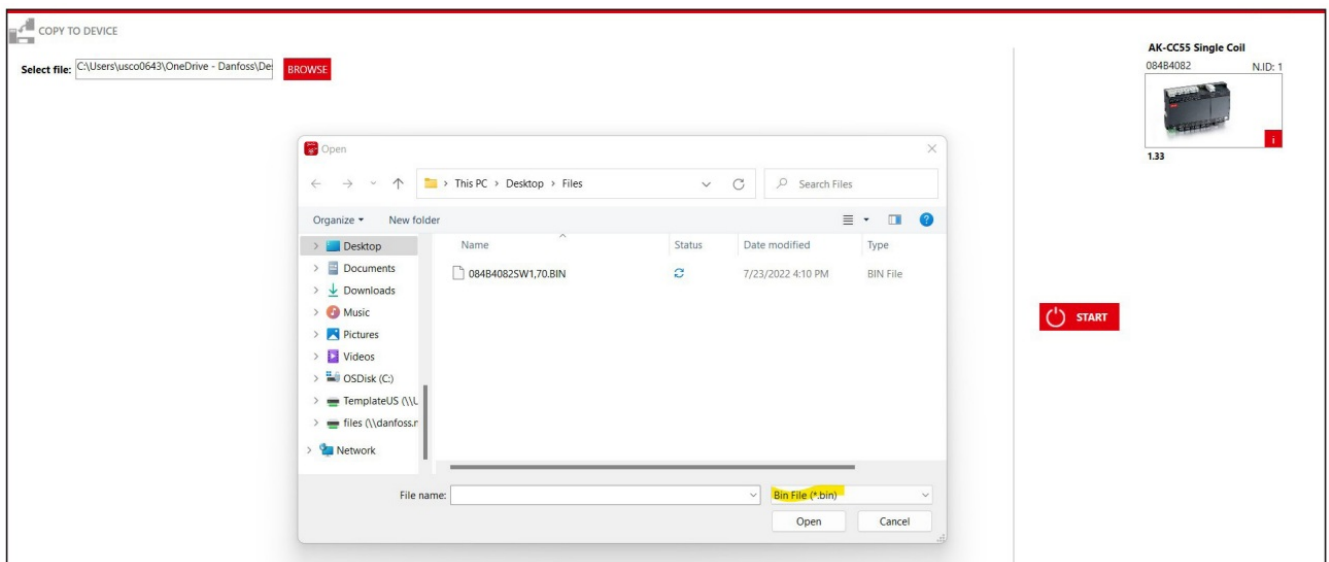
2. Open Koolprog software on PC, and select "Copy to device/controller" at bottom.



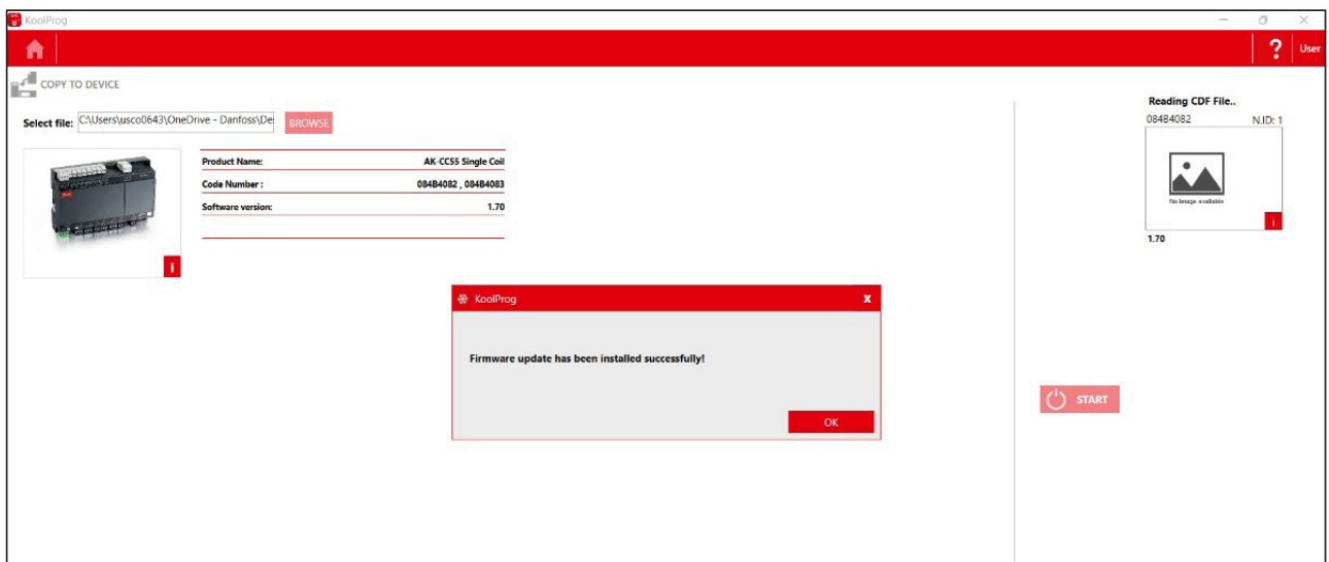
3. Koolprog should then bring you to a screen showing the AK-CC 55 at right, to confirm connection to controller (may take 1-2 minutes to connect).



4. Select "Browse" button on left, and locate appropriate bin file on PC to use for upgrade. You may need to change file type search from "cbk" to "bin" at bottom right to populate the correct options. Then select "Start" button on right.



5. Upgrade will take several minutes. Once complete, controller will restart and Koolprog will display confirmation of new software version in the unit.



CUSTOMER SUPPORT

Danfoss A/S

Climate Solutions • danfoss.com • +45 7488 2222

Any information, including, but not limited to information on selection of product, its application or use, product design, weight, dimensions, capacity or any other technical data in product manuals, catalogues descriptions, advertisements, etc. and whether made available in writing, orally, electronically, online or via download, shall be considered informative, and is only binding if and to the extent, explicit reference is made in a quotation or order confirmation. Danfoss cannot accept any responsibility for possible errors in catalogues, brochures, videos and other material.

Danfoss reserves the right to alter its products without notice. This also applies to products ordered but not delivered provided that such alterations can be made without changes to form, fit or function of the product.


All trademarks in this material are property of Danfoss A/S or Danfoss group companies. Danfoss and the Danfoss logo are trademarks of Danfoss A/S. All rights reserved.

© Danfoss I Climate Solutions I 2024.04

AQ4863 15248104en-000101 I 2



Documents / Resources

	<p>Danfoss AK-CC55 Cold Room Controller [pdf] User Guide AK-CC55 Cold Room Controller, AK-CC55, Cold Room Controller, Room Controller, Controller</p>
---	---

References

- [User Manual](#)

[Manuals+](#), [Privacy Policy](#)

This website is an independent publication and is neither affiliated with nor endorsed by any of the trademark owners. The "Bluetooth®" word mark and logos are registered trademarks owned by Bluetooth SIG, Inc. The "Wi-Fi®" word mark and logos are registered trademarks owned by the Wi-Fi Alliance. Any use of these marks on this website does not imply any affiliation with or endorsement.