

Danfoss

AHQM AC Driver and Controls



Danfoss AHQM AC Driver and Controls Installation Guide

[Home](#) » [Danfoss](#) » Danfoss AHQM AC Driver and Controls Installation Guide 

Contents

- [1 Danfoss AHQM AC Driver and Controls](#)
- [2 Product Specifications](#)
- [3 Product Usage Instructions](#)
- [4 FAQ](#)
- [5 Documents / Resources](#)
 - [5.1 References](#)

Danfoss

Danfoss AHQM AC Driver and Controls

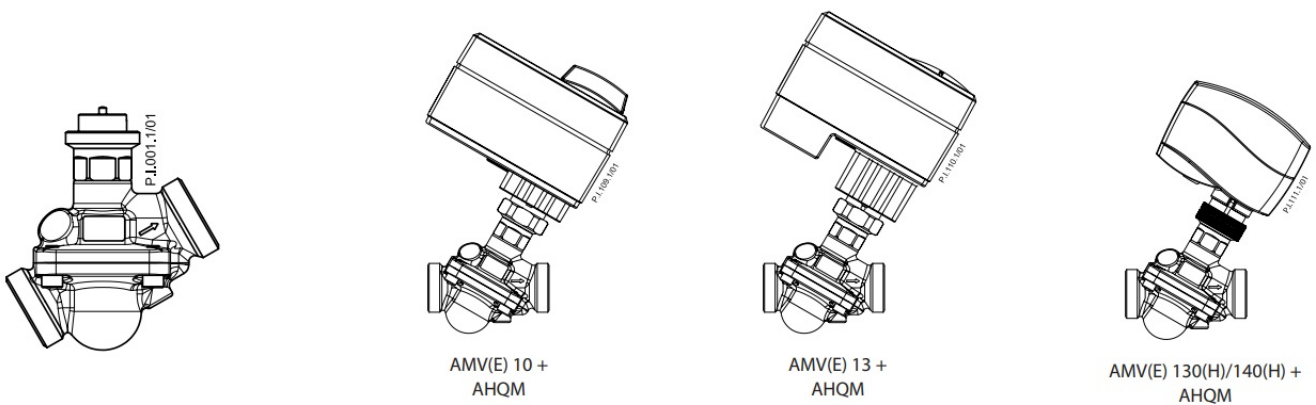


Product Specifications

- **Model:** AHQM
- **DN (Nominal Diameter):** 15-32
- **Compatible Models:** AMV(E) 10, AMV(E) 13, AMV(E) 130(H)/140(H)
- **Pressure Rating:** 0.5 bar
- **Manufacturer:** Danfoss Heating

Product Usage Instructions

AHQM, DN 15-32



Installation Guide:

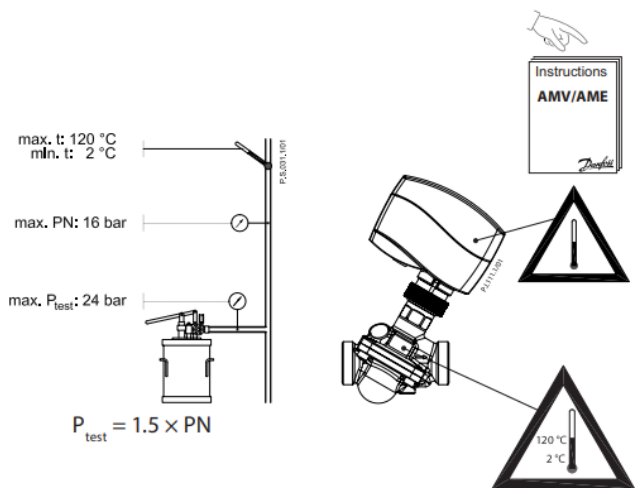
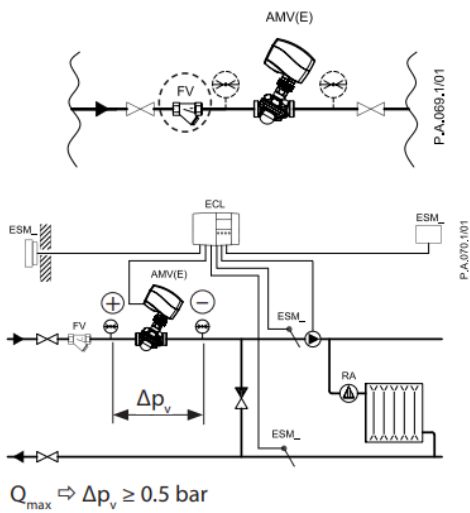
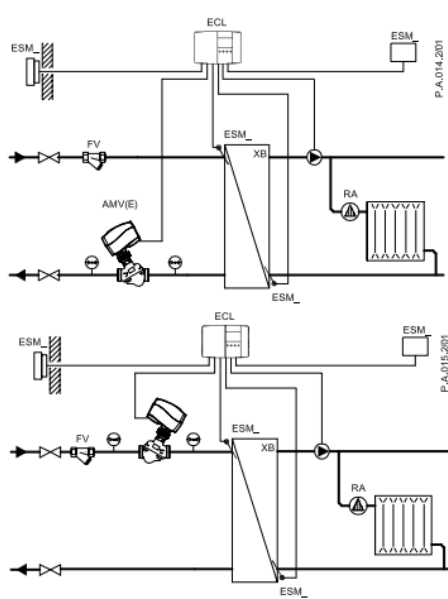
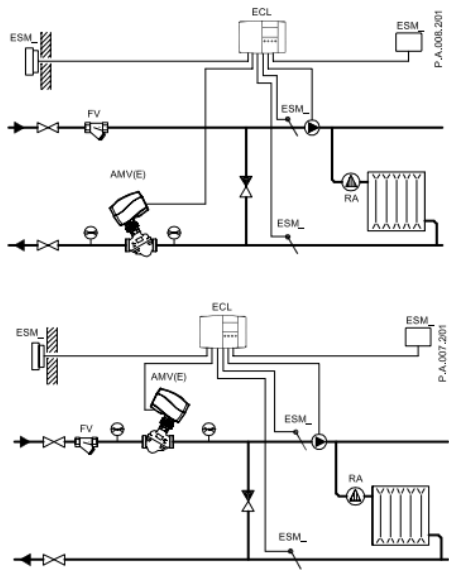
1. Ensure the AHQM valve is compatible with the specific model you are using (AMV(E) 10, AMV(E) 13, AMV(E) 130(H)/140(H)).

2. Follow the provided installation guide for DN 15-32 to correctly install the valve in your system.

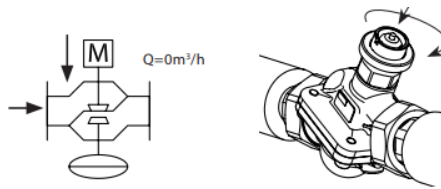
Valve Sizing:

Refer to the following table for the appropriate DN size and kvs value based on your system requirements:

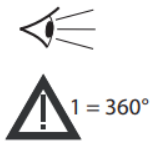
DN Size	kvs Value
15	1.0
20	2.5
25	4.0
32	6.3



1

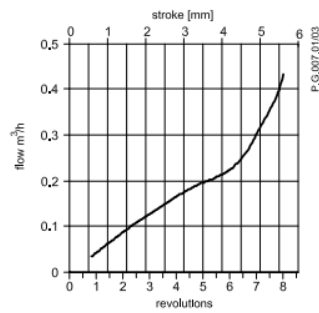


2

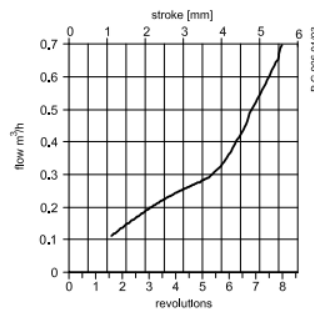


1 = 360°

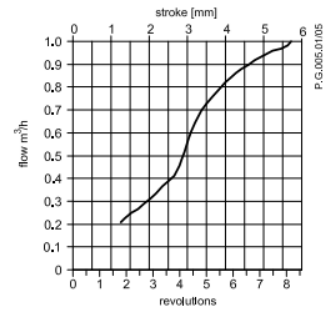
DN 15 k_{vs} 1.0



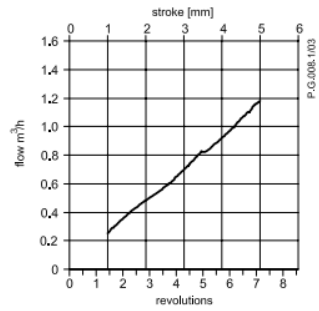
DN 15 k_{vs} 1.25



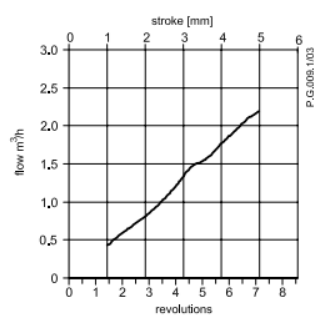
DN 15 k_{vs} 1.6



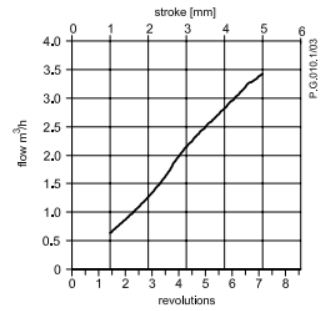
DN 20 k_{vs} 2.5



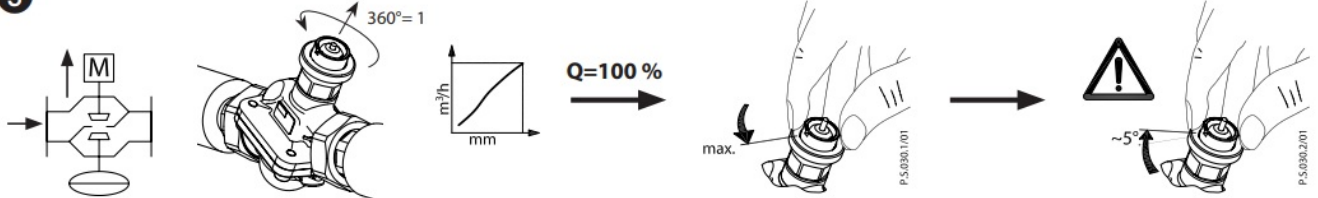
DN 25 k_{vs} 4.0



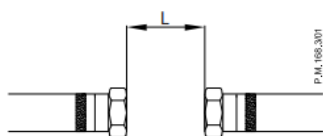
DN 32 k_{vs} 6.3



3



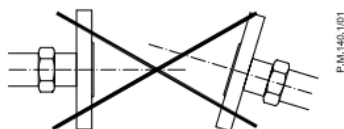
DN	L (mm)
15	69
20	74
25	79
32	104



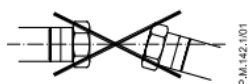
P.M.168.301



P.M.138.101

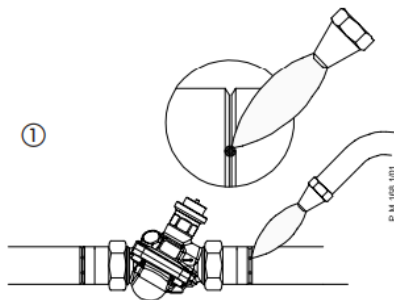


P.M.140.101



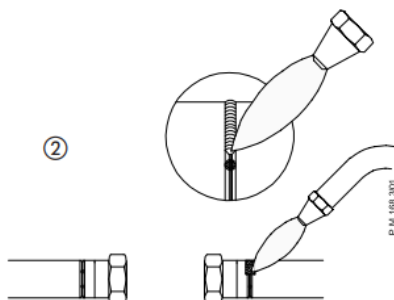
P.M.142.101

①

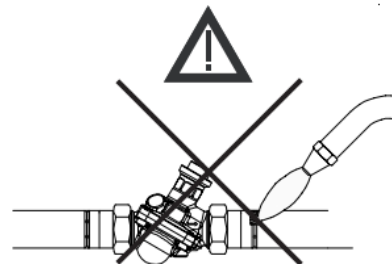


P.M.168.101

②

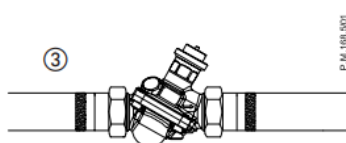


P.M.168.301



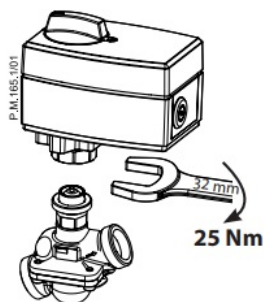
P.M.168.401

③

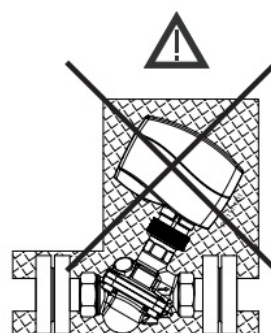
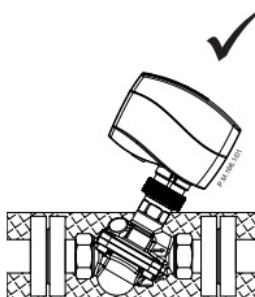
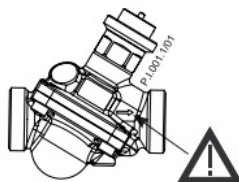
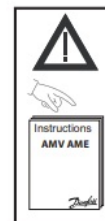
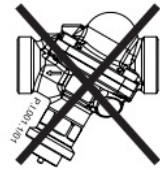
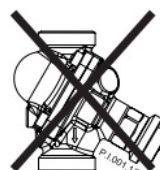
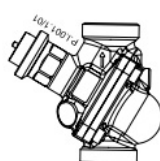
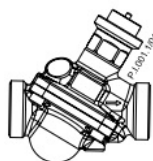


P.M.168.301

AMV(E) 10, 13

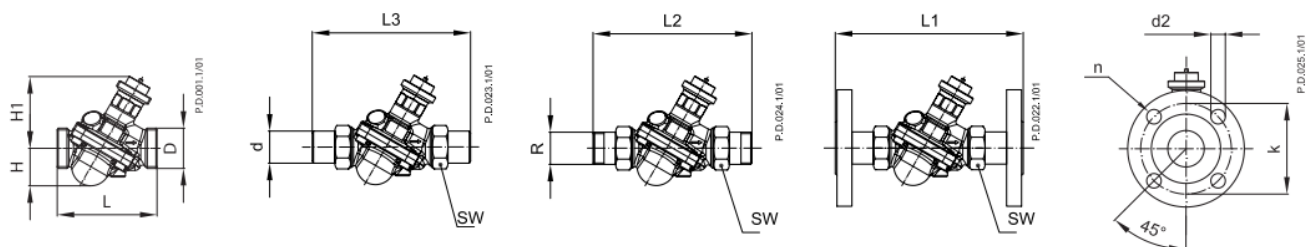


25 Nm



Dimensions and Weight:

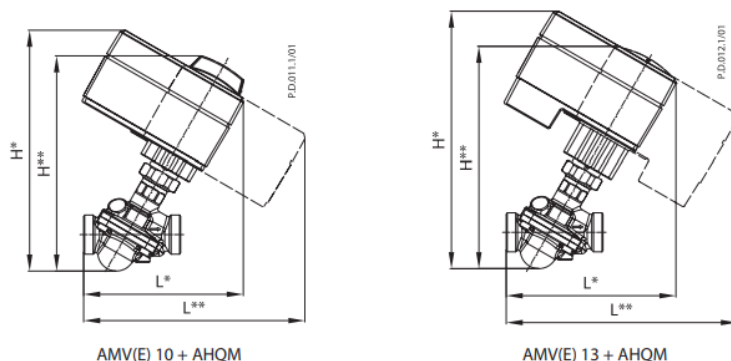
Refer to the provided table for the dimensions and weight specifications of the AHQM valve for different DN sizes.



DN		15	20	25	32
SW		32 (G ¾ A)	41 (G 1 A)	50 (G 1 ¼ A)	63 (G 1 ½ A)
d		21	26	33	42
R ¹⁾		½	¾	1	1 ¼
L		65	82	104	130
L1 ²⁾		130	150	160	-
L2		131	144	160	177
L3		139	154	159	184
H		24	31	39	49
H1		57	59	72	84
D (ISO 228/1)		G ¾ A	G 1 A	G 1 ¼ A	G 1 ½ A
k		65	75	85	-
d _s		14	14	14	-
n		4	4	4	-
Valve weight	kg	0.51	0.67	1.47	2.23

¹⁾ EN 10226-1

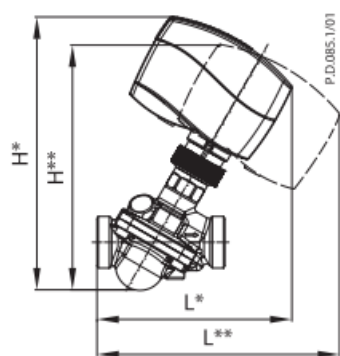
²⁾ EN 1092-2



AMV(E) 10 + AHQM

AMV(E) 13 + AHQM

DN		15	20	25	32
L*	AMV(E) 10	137	137	153	172
	AMV(E) 13	147	147	164	183
L**	AMV(E) 10	178	186	204	224
	AMV(E) 13	188	196	214	234
H*	AMV(E) 10	195	201	223	245
	AMV(E) 13	210	216	238	260
H**	AMV(E) 10	174	184	202	222
	AMV(E) 13	180	190	208	228



AMV(E) 130(H)/140(H) + AHQM

DN		15	20	25	32
L*		118	125	141	160
L**		148	156	174	194
H*		168	178	196	216
H**		152	162	180	200

Danfoss can accept no responsibility for possible errors in catalogues, brochures and other printed material. Danfoss reserves the right to alter its products without notice. This also applies to products already on order, provided that such alterations can be made without subsequent changes being necessary in specifications already agreed. All trademarks in this material are the property of the respective companies. Danfoss and the Danfoss logotype are trademarks of Danfoss A/S. All rights reserved.

FAQ

Q: Can the AHQM valve be used with models other than AMV(E) 10, AMV(E) 13, and AMV(E) 130(H)/140(H)?

A: The AHQM valve is specifically designed for use with the mentioned models. For other models, please refer to the manufacturer's recommendations.

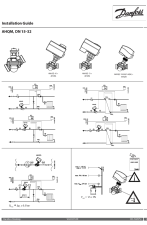
Q: What is the maximum pressure rating for the AHQM valve?

A: The maximum pressure rating for the AHQM valve is 0.5 bar.

Q: How do I determine the correct DN size for my system?

A: Refer to the valve sizing table provided in the user manual based on your system requirements to select the appropriate DN size.

Documents / Resources

	<p>Danfoss AHQM AC Driver and Controls [pdf] Installation Guide AMV E 10, AMV E 13, AMV E 130 H -140 H, AHQM AC Driver and Controls, AHQM, AC Driver and Controls, Driver and Controls, Controls</p>
---	--

References

- [User Manual](#)

Manuals+, Privacy Policy

This website is an independent publication and is neither affiliated with nor endorsed by any of the trademark owners. The "Bluetooth®" word mark and logos are registered trademarks owned by Bluetooth SIG, Inc. The "Wi-Fi®" word mark and logos are registered trademarks owned by the Wi-Fi Alliance. Any use of these marks on this website does not imply any affiliation with or endorsement.