

Danfoss 132B0359 VLT Memory Module



Danfoss 132B0359 VLT Memory Module Instruction Manual

[Home](#) » [Danfoss](#) » Danfoss 132B0359 VLT Memory Module Instruction Manual 

Contents

- [1 Danfoss 132B0359 VLT Memory Module](#)
- [2 Product Information](#)
- [3 Product Usage Instructions](#)
- [4 PRODUCT INSTRUCTION](#)
- [5 Items Supplied](#)
- [6 Installation](#)
- [7 Documents / Resources](#)
 - [7.1 References](#)



Danfoss 132B0359 VLT Memory Module



Product Information

Specifications:

- Product Name: Memory Module
- Ordering Number: 132B0359
- Included Items: Memory module, Status indicator light, Socket for memory module, Memory module programmer, USB Type-B receptacle

Product Usage Instructions

Installation:

1. Remove the plastic front cover of the frequency converter with a screwdriver.
2. Open the lid of the memory module container.
3. Plug in the memory module on the frequency converter.
4. Close the lid of the memory module container.
5. Mount the plastic front cover of the frequency converter.
6. When the frequency converter powers up, the data on the frequency converter is stored into the memory module.

FAQ

- **Q: Is the memory module programmer included in the package?**

A: No, the memory module programmer is not included in the package and must be ordered separately with ordering number 134B0792.

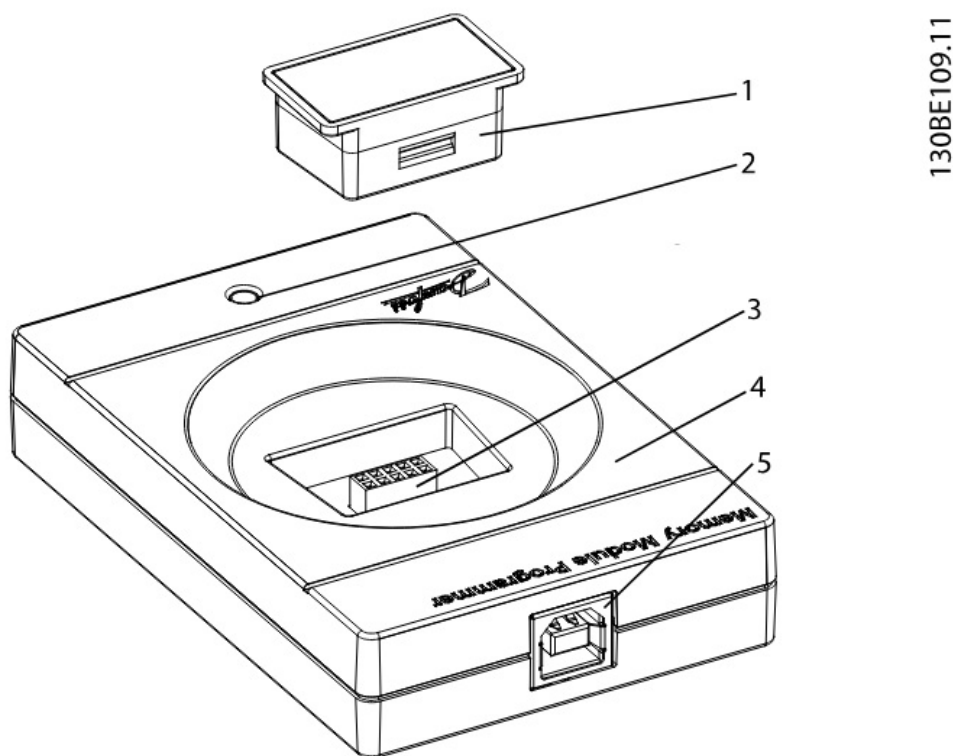
- **Q: How do I access files in a memory module?**

A: To access files in a memory module or transfer files to it, you need a memory module programmer as the data and parameter settings are encoded files protected from direct viewing.

PRODUCT INSTRUCTION

The instructions provide information about installing the VLT® Memory Module MCM 102 in VLT® Midi Drive FC 280. The VLT® Memory Module MCM 102 is an option for FC 280 frequency converters. A memory module is a component that stores motor data, rmware, and parameter settings of a frequency converter. If a frequency converter malfunctions, the motor data, rmware, and parameter settings on this frequency converter can be copied to new frequency converters of the same power size. Copying the settings saves time for setting up new frequency converters for the same applications.

The data and parameter settings on a memory module are encoded les that are protected from direct viewing. To access les in a memory module, or transfer les to a memory module, a memory module programmer is required. It is not included in this package and must be ordered separately (ordering number: 134B0792).



1	Memory module
2	Status indicator light
3	Socket for memory module
4	Memory module programmer
5	USB Type-B receptacle

The memory module can be inserted and removed during operation of the frequency converter, but it is only active after a power cycle. The personnel mounting or dismounting the memory module must be familiar with the safety instructions and measures described in the VLT® Midi Drive FC 280 Operating Instructions.

Items Supplied

Description	Ordering number
VLT® Memory Module MCM 102	132B0359

Table 1.1 Ordering Numbers:

Installation

1. Remove the plastic front cover of the frequency converter with a screwdriver.

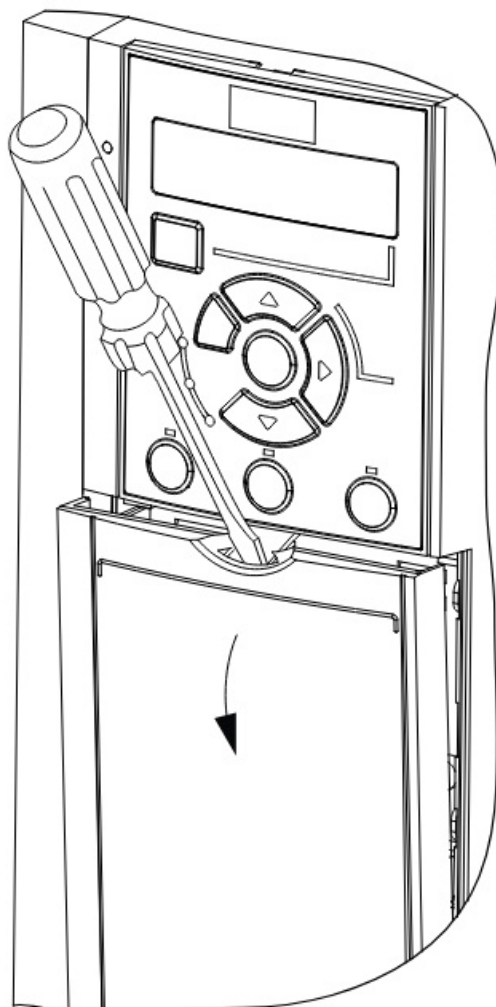
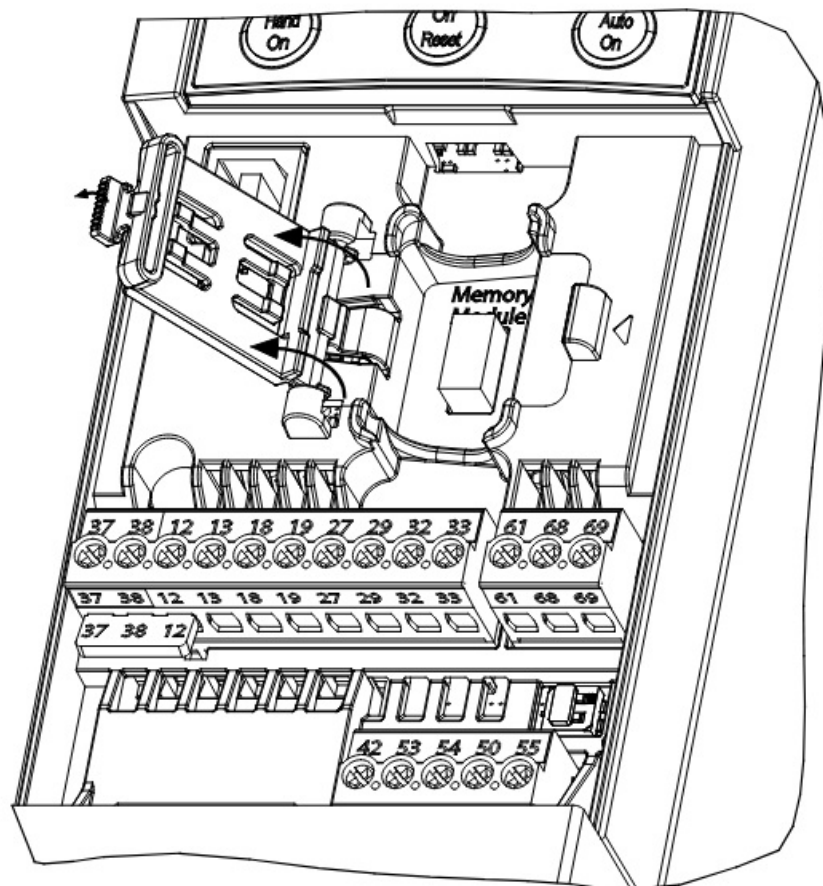


Illustration 1.2 Removing the Front Cover of the Frequency Converter

2. Open the lid of the memory module container.



130BE832.10

Illustration 1.3 Lid Opened

3. Plug in the memory module on the frequency converter.

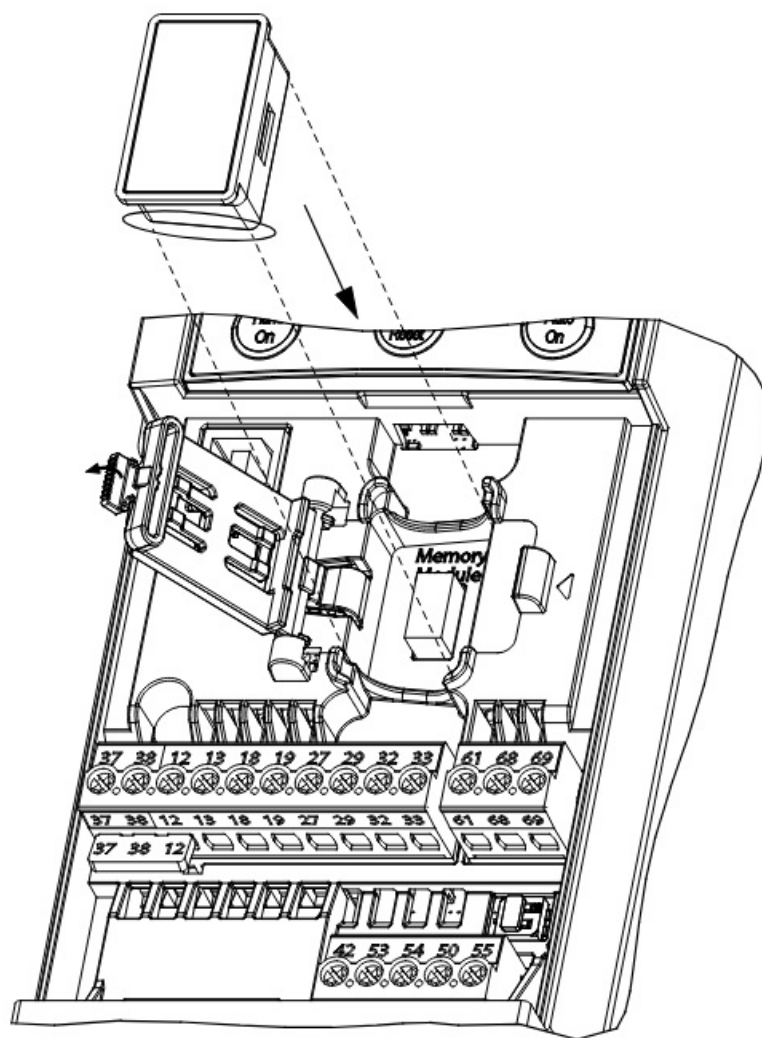


Illustration 1.4 Plugging in the Memory Module on the Frequency Converter

4. Close the lid of the memory module container.

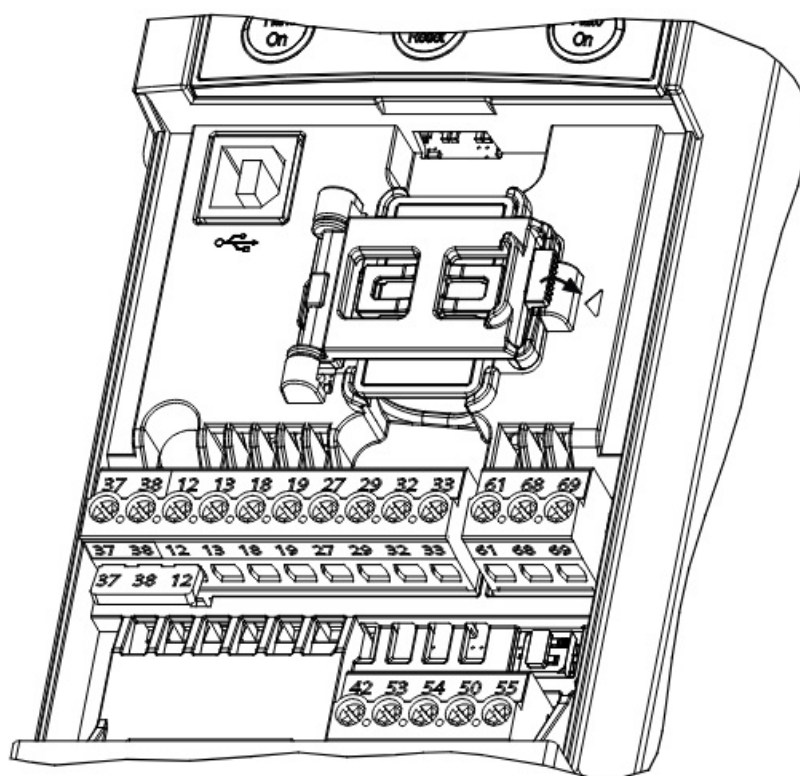


Illustration 1.5 Lid Closed

5. Mount the plastic front cover of the frequency converter.

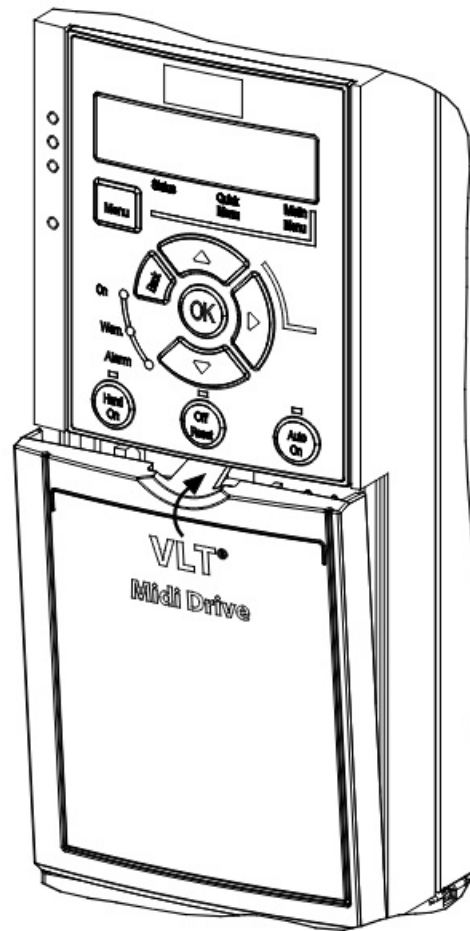


Illustration 1.6 Mounting the Front Cover of the Frequency Converter

6. When the frequency converter powers up, the data on the frequency converter is stored into the memory module.

Danfoss can accept no responsibility for possible errors in catalogues, brochures and other printed material. Danfoss reserves the right to alter its products without notice. This also applies to products already on order provided that such alterations can be made without subsequential changes being necessary in specifications already agreed. All trademarks in this material are property of the respective companies. Danfoss and the Danfoss logotype are trademarks of Danfoss A/S. All rights reserved.


Danfoss A/S

Ulsnaes 1

DK-6300 Graasten

vlt-drives.danfoss.com

Documents / Resources

	<p>Danfoss 132B0359 VLT Memory Module [pdf] Instruction Manual 132B0359 VLT Memory Module, 132B0359, VLT Memory Module, Memory Module, Module</p>
---	---

References

-  [Global AC drive manufacturer - Danfoss Drives | Danfoss](#)
- [User Manual](#)

[Manuals+](#), [Privacy Policy](#)

This website is an independent publication and is neither affiliated with nor endorsed by any of the trademark owners. The "Bluetooth®" word mark and logos are registered trademarks owned by Bluetooth SIG, Inc. The "Wi-Fi®" word mark and logos are registered trademarks owned by the Wi-Fi Alliance. Any use of these marks on this website does not imply any affiliation with or endorsement.