



# Danfoss 130BB914.10 VLT HVAC Basic Drive Instruction Manual

[Home](#) » [Danfoss](#) » Danfoss 130BB914.10 VLT HVAC Basic Drive Instruction Manual 

Danfoss 130BB914.10 VLT HVAC Basic Drive Instruction Manual



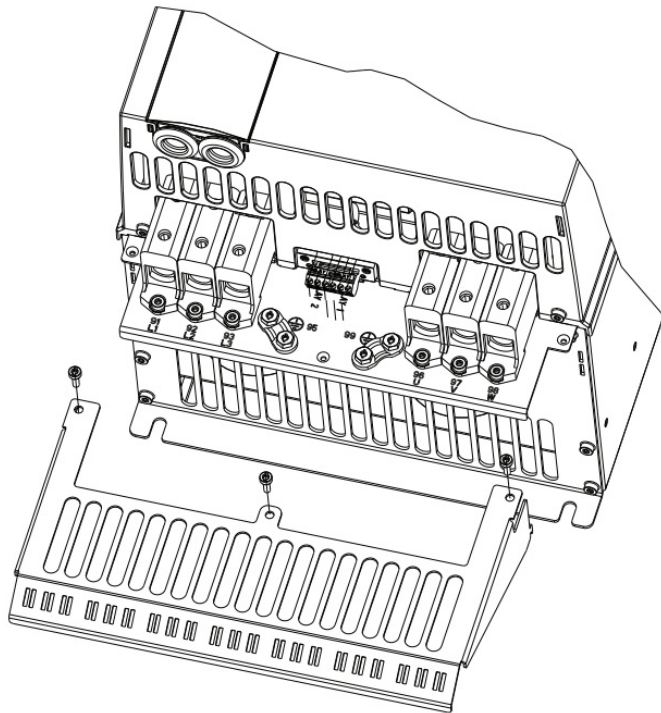
## Contents

- [1 Mounting Instruction](#)
- [2 Documents / Resources](#)
  - [2.1 References](#)
- [3 Related Posts](#)

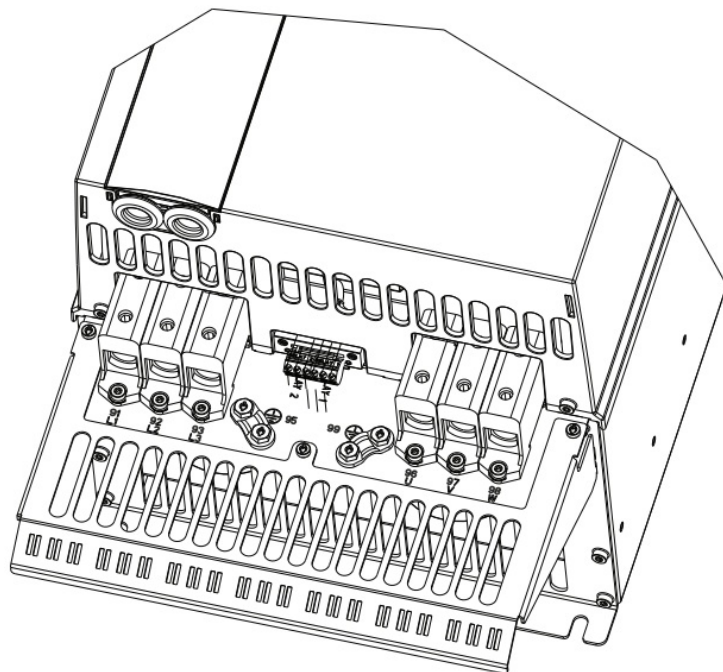
## Mounting Instruction

**Step : 1**

Mount metal plate on frequency converter and fasten with 3 screws. Tightening torque: 2Nm

**Step : 2**

VLT HVAC Basic Drive mounted with decoupling plate




Danfoss can accept no responsibility for possible errors in catalogues, brochures and other printed material. Danfoss reserves the right to alter its products without notice. This also applies to products already on order provided that such alterations can be made without subsequential changes being necessary in specifications already agreed. All trademarks in this material are property of the respective companies. Danfoss and the Danfoss logotype are trademarks of Danfoss A/S. All rights reserved.

The Danfoss logo, featuring the word "Danfoss" in a stylized, cursive script font.

---

## Documents / Resources

	<p><a href="#">Danfoss 130BB914.10 VLT HVAC Basic Drive</a> [pdf] Instruction Manual 130BB914.10, 130BB916.10, 130BB914.10 VLT HVAC Basic Drive, 130BB914.10, VLT HVAC Basic Drive, HVAC Basic Drive, Basic Drive, Drive</p>
---	--

## References

- [User Manual](#)

[Manuals+](#), [Privacy Policy](#)

This website is an independent publication and is neither affiliated with nor endorsed by any of the trademark owners. The "Bluetooth®" word mark and logos are registered trademarks owned by Bluetooth SIG, Inc. The "Wi-Fi®" word mark and logos are registered trademarks owned by the Wi-Fi Alliance. Any use of these marks on this website does not imply any affiliation with or endorsement.