




Danfoss 088H0016-088H0127 FH-WC Connection Box Installation Guide

[Home](#) » [Danfoss](#) » Danfoss 088H0016-088H0127 FH-WC Connection Box Installation Guide 



Installation Guide
Connection Box
FH-WC 230V (088H0016)

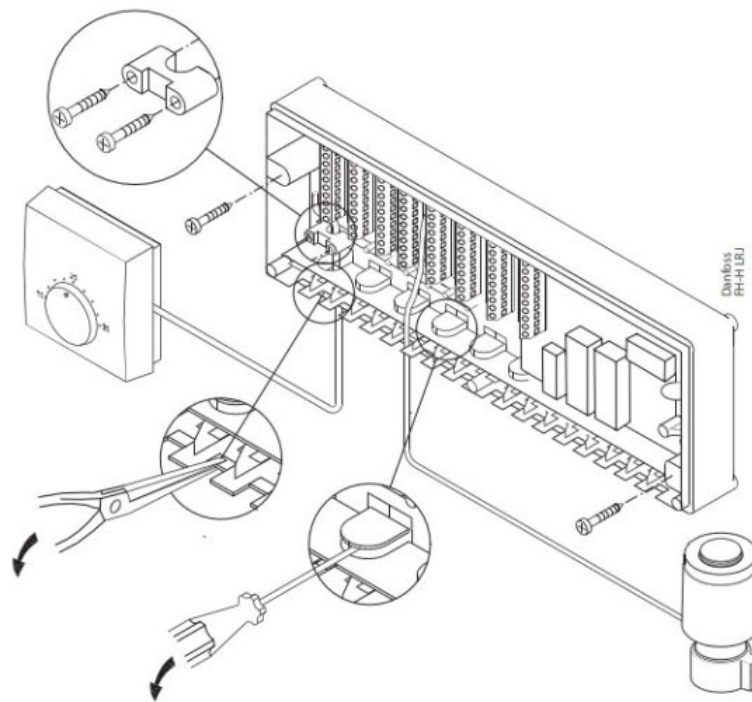


Contents

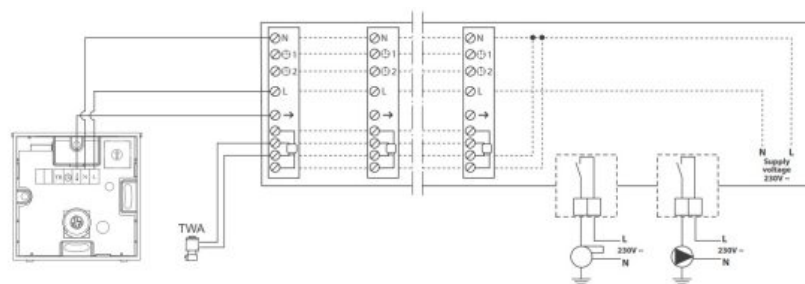
- [1 088H0016-088H0127 FH-WC Connection Box](#)
- [2 System diagram](#)
- [3 Measures](#)
- [4 Documents / Resources](#)
 - [4.1 References](#)

088H0016-088H0127 FH-WC Connection Box

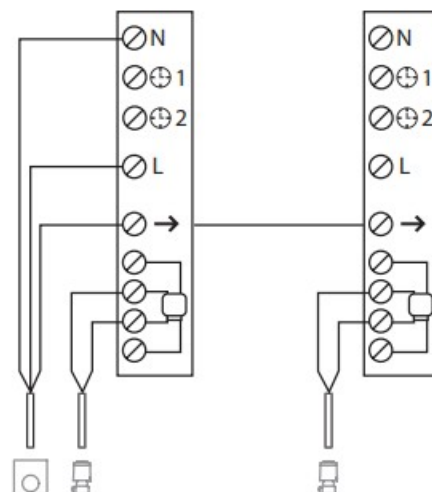
This product FH-WC 230 V (088H0016) must only be installed with FH-WT 230V (088H0127) by a qualified electrician, and in accordance with the current directive requirements!



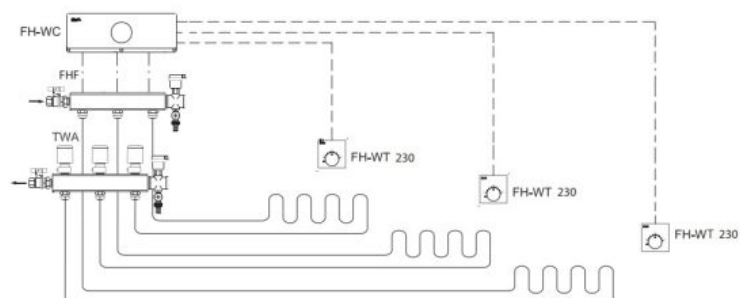
System diagram



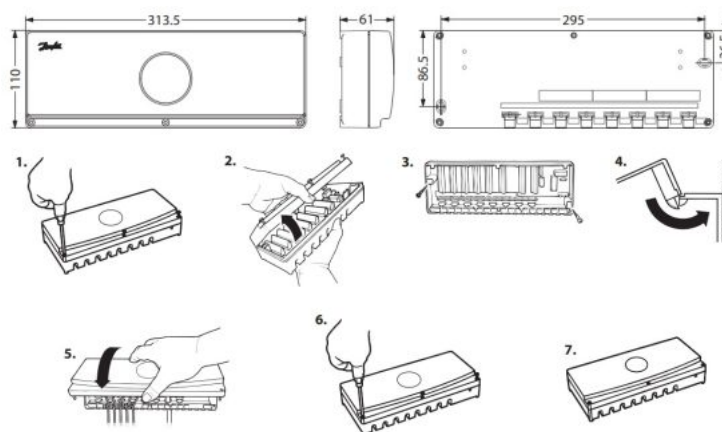
Connection of more thermal actuators to one thermostat (bridging).



System



Measures



Danfoss

088N2916 / VERSION 03
Produced by Danfoss A/S © 01/2010

Documents / Resources

| | |
|---|---|
|  | <p>Danfoss 088H0016-088H0127 FH-WC Connection Box [pdf] Installation Guide 088H0016, 088H0127, 088H0016-088H0127 FH-WC Connection Box, 088H0016-088H0127, F H-WC Connection Box, Connection Box</p> |
|---|---|

References

- [User Manual](#)

[Manuals+](#), [Privacy Policy](#)

This website is an independent publication and is neither affiliated with nor endorsed by any of the trademark owners. The "Bluetooth®" word mark and logos are registered trademarks owned by Bluetooth SIG, Inc. The "Wi-Fi®" word mark and logos are registered trademarks owned by the Wi-Fi Alliance. Any use of these marks on this website does not imply any affiliation with or endorsement.