



Danfoss 064R9301 Pressure Transmitters Installation Guide

[Home](#) » [Danfoss](#) » Danfoss 064R9301 Pressure Transmitters Installation Guide 

Contents

- [1 Danfoss 064R9301 Pressure Transmitters](#)
- [2 Specifications](#)
- [3 Product Usage Instructions](#)
- [4 FAQ](#)
- [5 INSTRUCTIONS](#)
- [6 Documents / Resources](#)
 - [6.1 References](#)
- [7 Related Posts](#)



Danfoss 064R9301 Pressure Transmitters



Specifications

- Model: Pressure Transmitters MBS 1900
- Cable Length: 2 meters
- Connector Type: Round Packard metrics 150.2
- Max Torque: 20 Nm
- Approvals: American and Canadian approvals, must be powered by Class 2 power supply
- Compliance: Temperature indicating and regulating equipment according to UL 873, file no. E31024
- Part Numbers: IC.PI.P20.Q4.67 | 520B7800 | 1

Product Usage Instructions

1. **Installation:** Ensure the pressure transmitter is securely installed in the desired location following the installation guide provided.
2. **Power Supply:** Use a Class 2 power supply to power the transmitter as per American and Canadian approvals.
3. **Cable Connection:** Connect the 2-meter cable to the transmitter using the Round Packard Metripack 150.2 connector.
4. **Torque:** When securing the connections, ensure not to exceed the maximum torque of 20 Nm.
5. **Regulating Equipment:** Utilize the transmitter as temperature-indicating and regulating equipment in compliance with UL standards.

FAQ




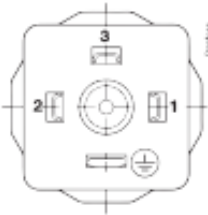
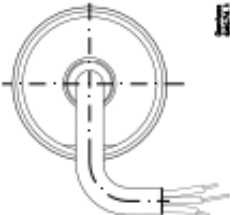




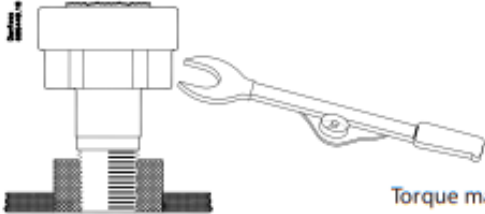


- Q: Can the MBS 1900 transmitter be used for outdoor applications?
A: The MBS 1900 is designed for indoor use only and should not be exposed to outdoor elements.
- Q: Is it possible to extend the cable length of the transmitter?

A: It is recommended to consult the manufacturer before attempting to extend the cable length to maintain product functionality and safety.


- **Q:** What is the warranty period for the MBS 1900 pressure transmitter?

A: The warranty period for the MBS 1900 pressure transmitter is one year from the date of purchase.

INSTRUCTIONS

 	Electrical connection:See product label		
	<p>EN 175301-803</p>  <p>Not connected to enclosure</p>	<p>2 m cable</p> 	<p>Round Packard metripack 150.2</p> 
			
	 <p>Torque max. 20Nm</p>		
		<p>American and Canadian approvals: Must be powered by Class 2 power supply Temperature indicating and regulating equipment acc. to UL 873, file no. E31024</p>	

Documents / Resources



[Danfoss 064R9301 Pressure Transmitters](#) [pdf] Installation Guide
064R9301 Pressure Transmitters, 064R9301, Pressure Transmitters, Transmitters

References

- [User Manual](#)

Manuals+. [Privacy Policy](#)

This website is an independent publication and is neither affiliated with nor endorsed by any of the trademark owners. The "Bluetooth®" word mark and logos are registered trademarks owned by Bluetooth SIG, Inc. The "Wi-Fi®" word mark and logos are registered trademarks owned by the Wi-Fi Alliance. Any use of these marks on this website does not imply any affiliation with or endorsement.