


Danfoss
032F2324 Repair
kit



Danfoss 032F2324 Repair kit Installation Guide

[Home](#) » [Danfoss](#) » Danfoss 032F2324 Repair kit Installation Guide 

Contents

- [1 Danfoss 032F2324 Repair kit](#)
- [2 Product Information](#)
- [3 Product Usage Instructions](#)
- [4 Installation](#)
- [5 Spare parts and accessories](#)
- [6 Frequently Asked Questions](#)
- [7 Documents / Resources](#)
 - [7.1 References](#)
- [8 Related Posts](#)

Danfoss

Danfoss 032F2324 Repair kit



Please visit [our other listings](#).

Product Information

Specifications:

- Product: Repair Kit
- Code Number: 032F2324 EVM NC
- Manufacturer: Danfoss
- Model: 27B287_R_2012
- Material: Aluminum and Fiber
- Size: 44 mm / 1.71 inches
- Part Number: DKRCI.PI.HN0.E2.02 / 520H6250 – 032R9586

Product Usage Instructions

Unboxing and Inspection

Upon receiving the repair kit, carefully unbox it and inspect all components to ensure everything is included and in good condition.

Preparation:

Before starting the repair process, make sure the equipment requiring repair is turned off and disconnected from any power source.

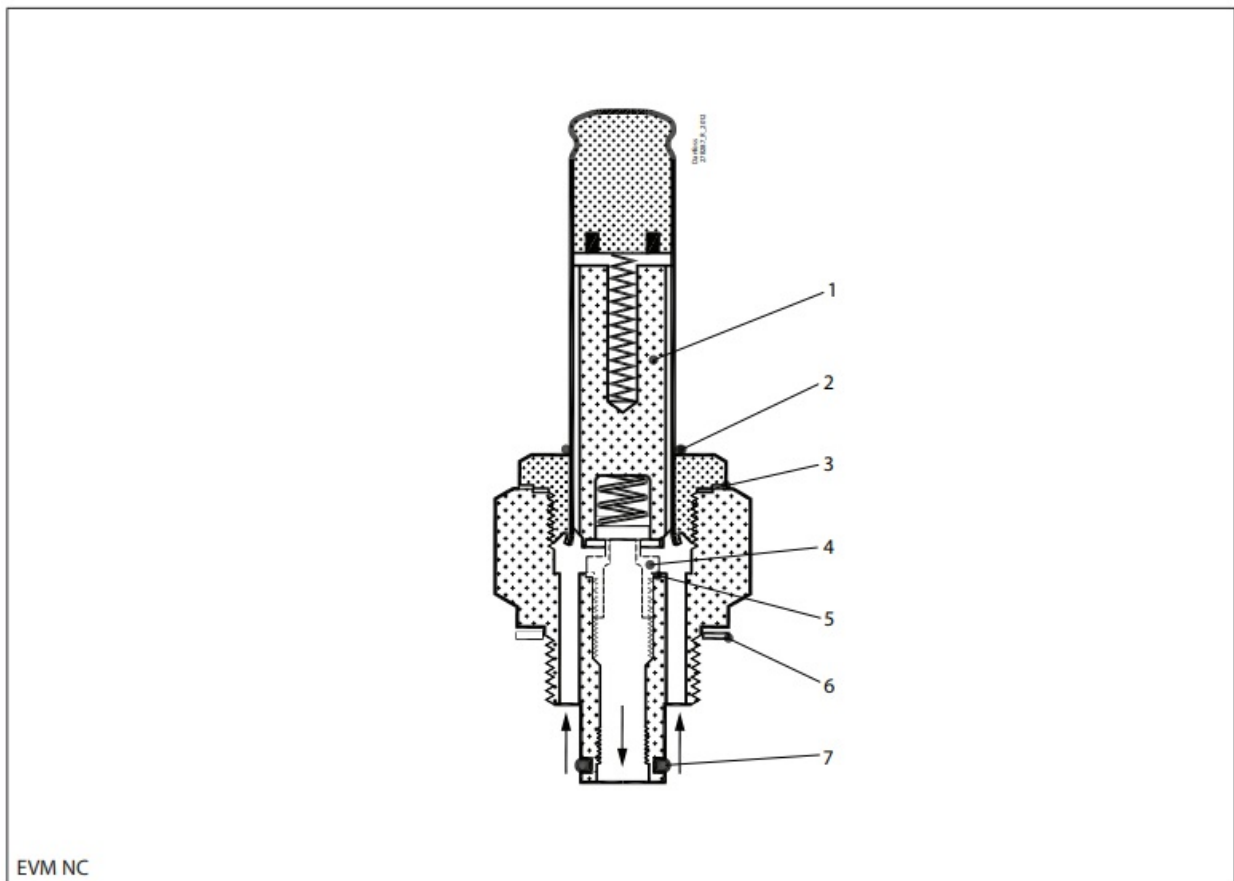
Repair Process:

1. Identify the damaged part that needs to be repaired or replaced.
2. Follow the specific repair instructions provided by Danfoss for your model.
3. Use the components included in the repair kit to perform the necessary repairs.

Testing and Completion:

After completing the repair, test the equipment to ensure it is functioning properly before reconnecting it to power.

Installation



Spare parts and accessories


1 	2 	3 	4 	5 	6
7 					

© Danfoss | DCS (MWA) | 2015.05 DKRCI.PI.HN0.E2.02 / 520H6250 – 032R9586

Frequently Asked Questions

- **Q:** How many components are included in the repair kit?
 - **A:** The repair kit includes a total of 7 components made of aluminum and fiber.
- **Q:** What is the size of the components in the repair kit?
 - **A:** The components are sized at 44 mm / 1.71 inches.

Documents / Resources



[Danfoss 032F2324 Repair kit](#) [pdf] Installation Guide

032F2324, 27B287_R_2012, 032R9586, 032F2324 Repair kit, 032F2324, Repair kit, kit

References

- [User Manual](#)

Manuals+, Privacy Policy

This website is an independent publication and is neither affiliated with nor endorsed by any of the trademark owners. The "Bluetooth®" word mark and logos are registered trademarks owned by Bluetooth SIG, Inc. The "Wi-Fi®" word mark and logos are registered trademarks owned by the Wi-Fi Alliance. Any use of these marks on this website does not imply any affiliation with or endorsement.