

# Danfoss 015G4692 Aero RA Click Remote Sensor Installation Guide

[Home](#) » [Danfoss](#) » Danfoss 015G4692 Aero RA Click Remote Sensor Installation Guide 

## Contents

- [1 Danfoss 015G4692 Aero RA Click Remote Sensor](#)
- [2 Product Information](#)
- [3 Product Usage Instructions](#)
- [4 Installation](#)
- [5 Documents / Resources](#)
- [6 Related Posts](#)



## Danfoss 015G4692 Aero RA Click Remote Sensor



## Product Information

- **Product Name:** Thermostatic Sensors Series
- **Model Number:** 015G4692
- **Installation Guide:** AN447052447284en-000102
- **Code Numbers:** 013G1246, 013G1236

## Product Usage Instructions

### 1. Installation:

- Refer to the Installation Guide provided (AN447052447284en-000102) for detailed instructions.
- Ensure the thermostatic sensors are installed correctly.

### 2. Adjusting Maximum Temperature:

- Locate the MAX setting on the thermostatic sensors.
- Turn the MAX dial to the desired maximum temperature (e.g., MAX = 3).
- Ensure the desired maximum temperature is set correctly.

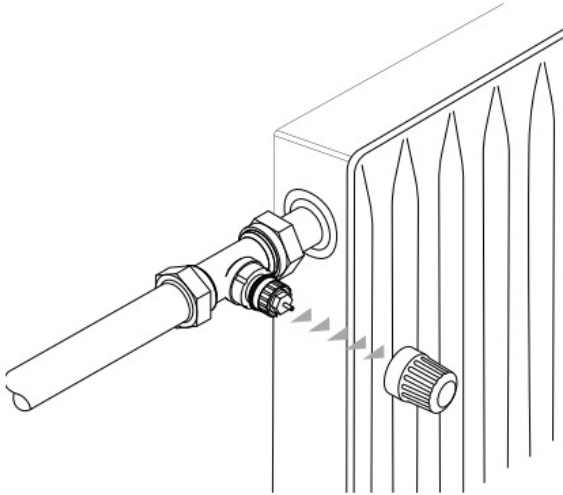
### 3. Adjusting Minimum Temperature:

- Locate the MIN setting on the thermostatic sensors.
- Turn the MIN dial to the desired minimum temperature (e.g., MIN = 2).
- Ensure the desired minimum temperature is set correctly.

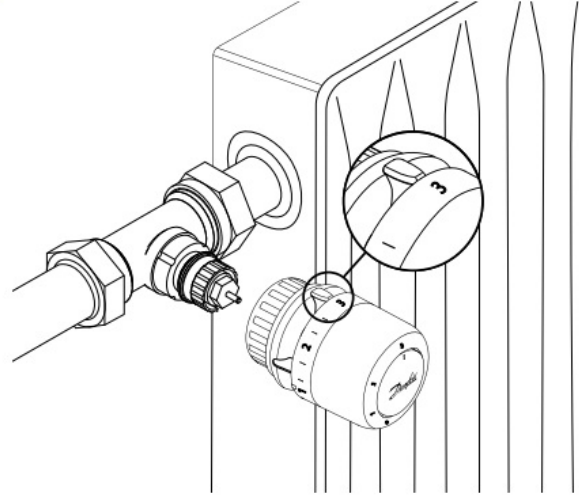
**Note:** For further information or troubleshooting, refer to the provided Installation Guide (AN447052447284en-000102).

## Installation

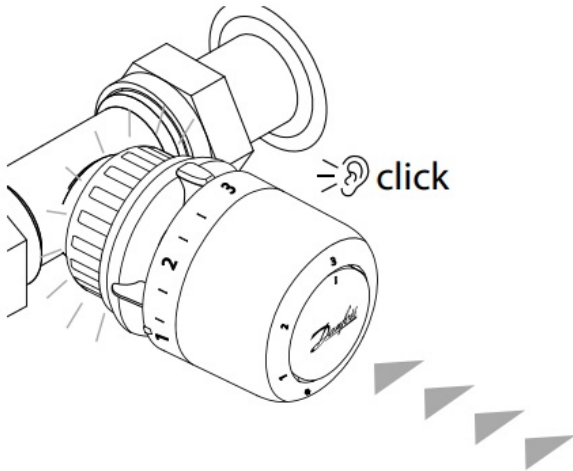
1.



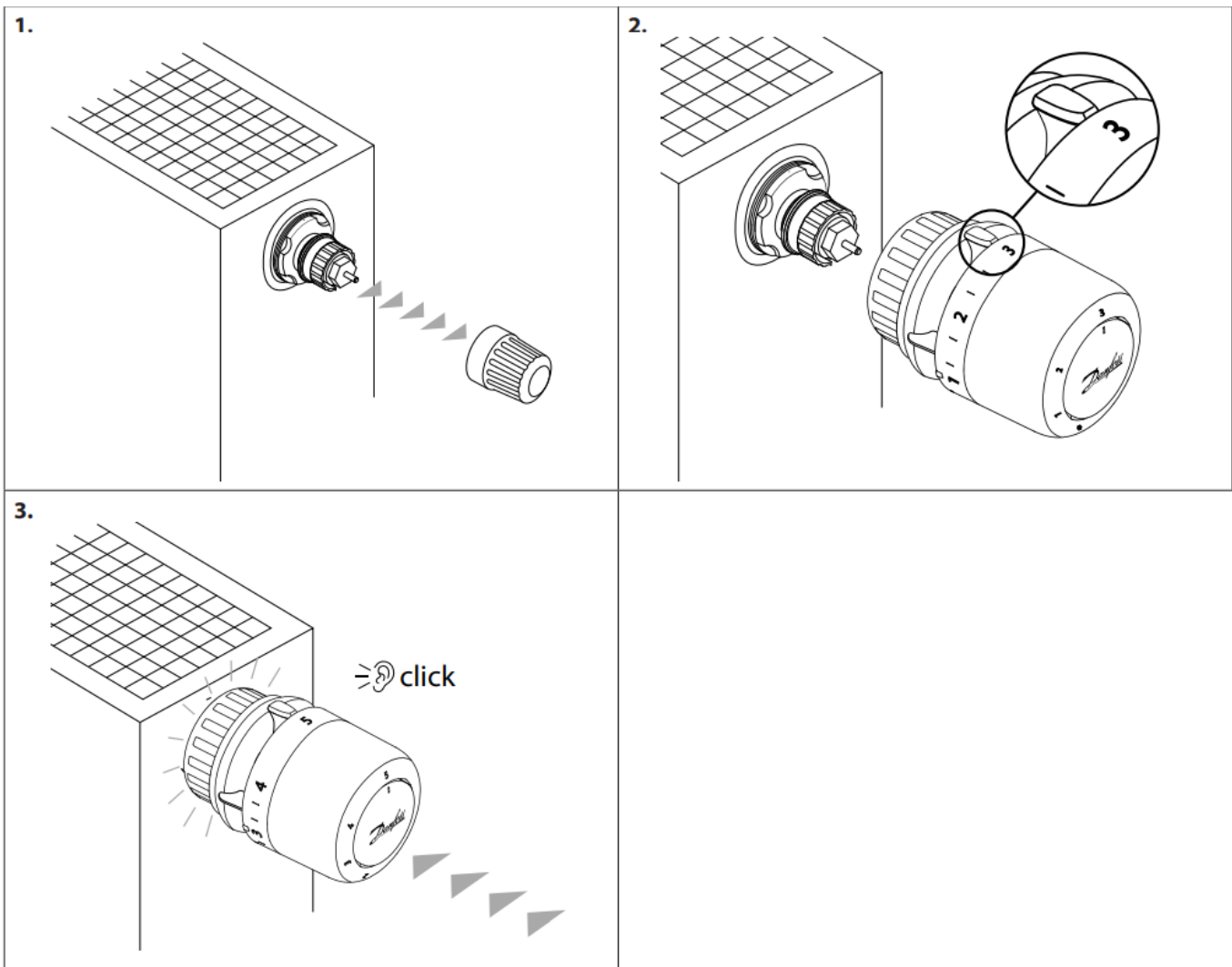
2.



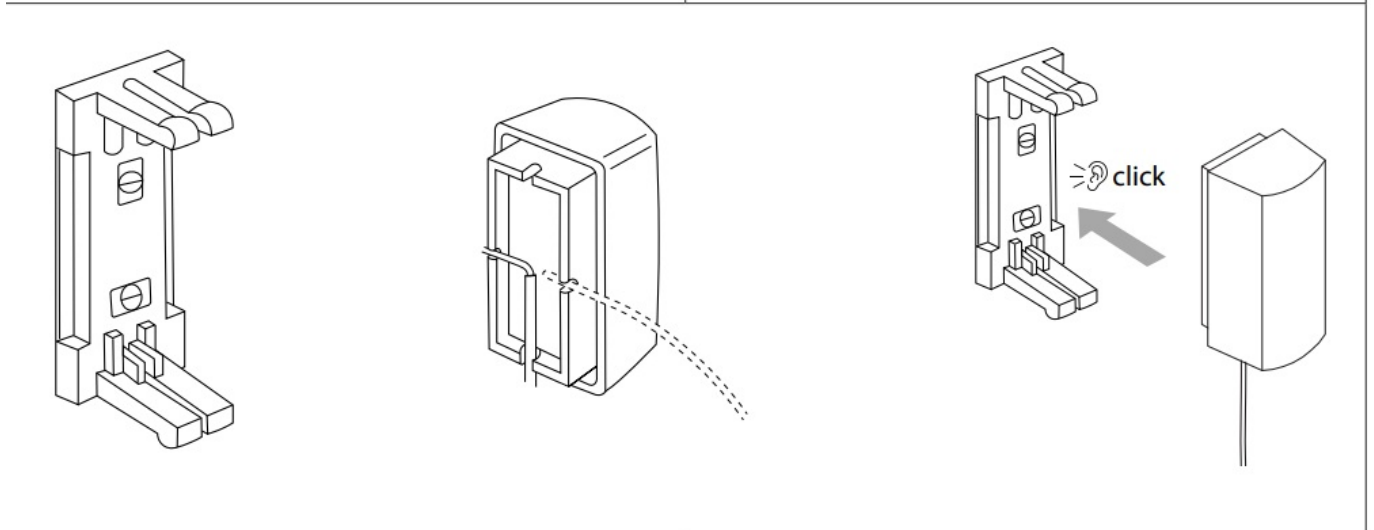
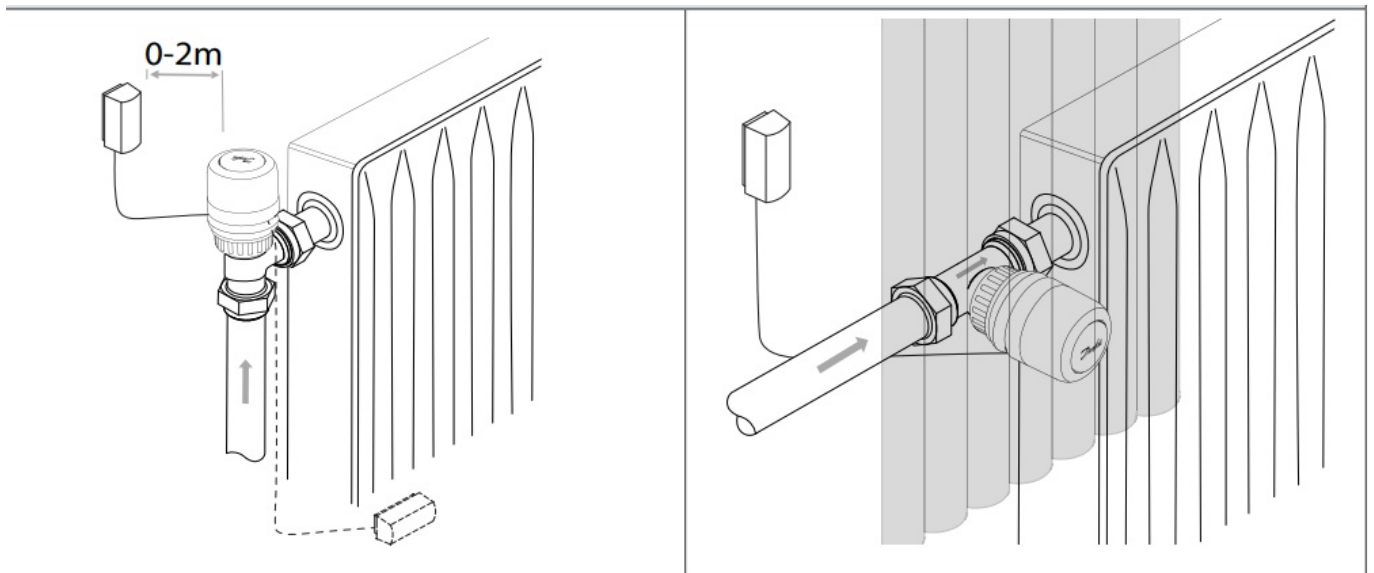
3.



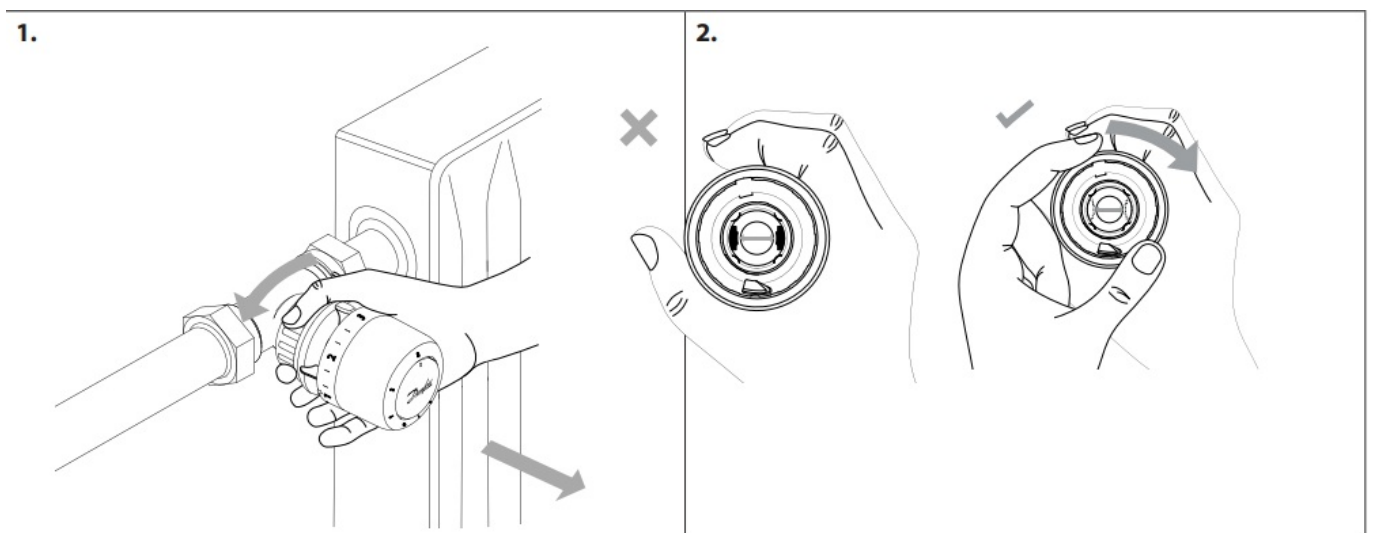
## BIV Installation



**Remote sensor**

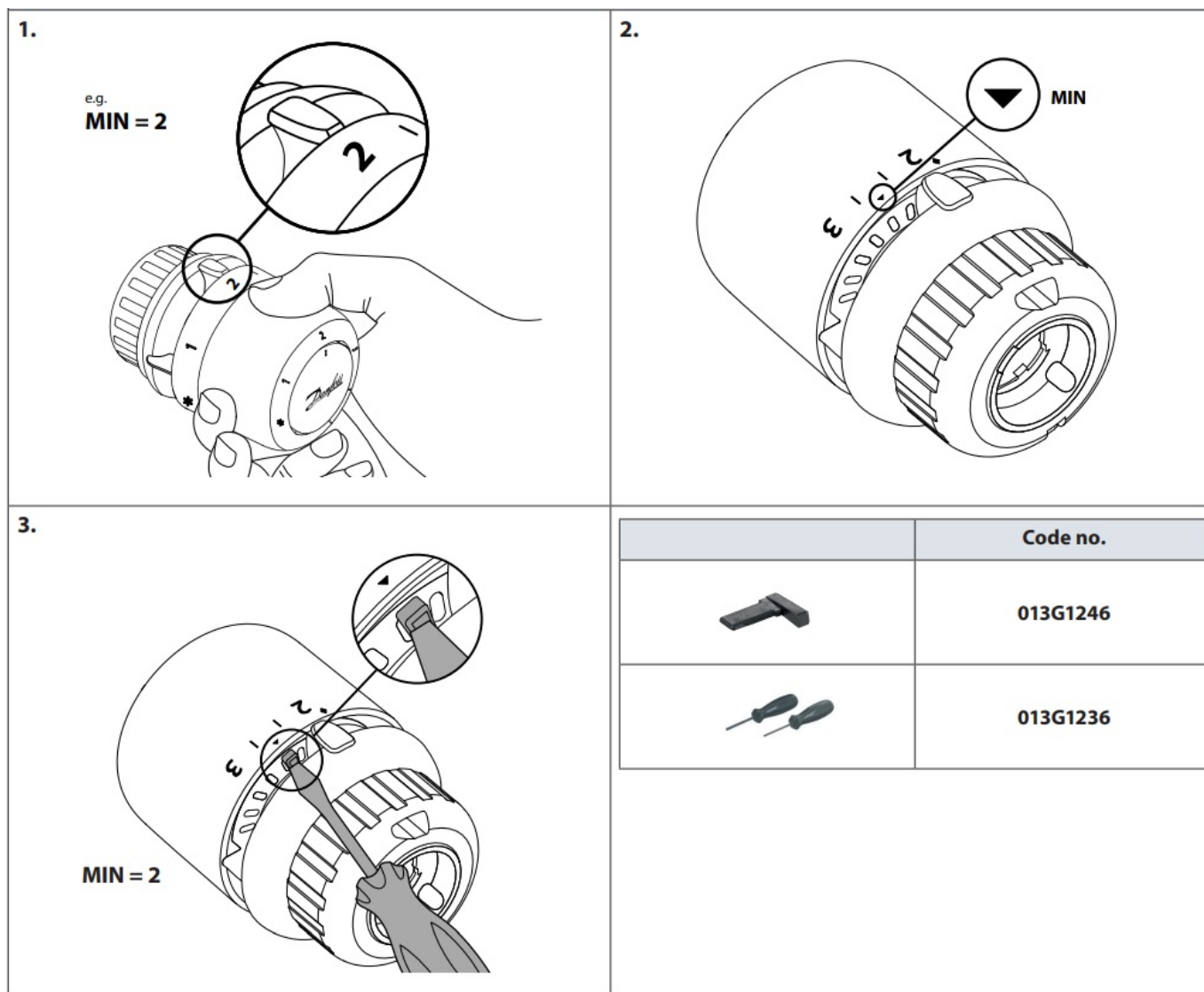


## Uninstall

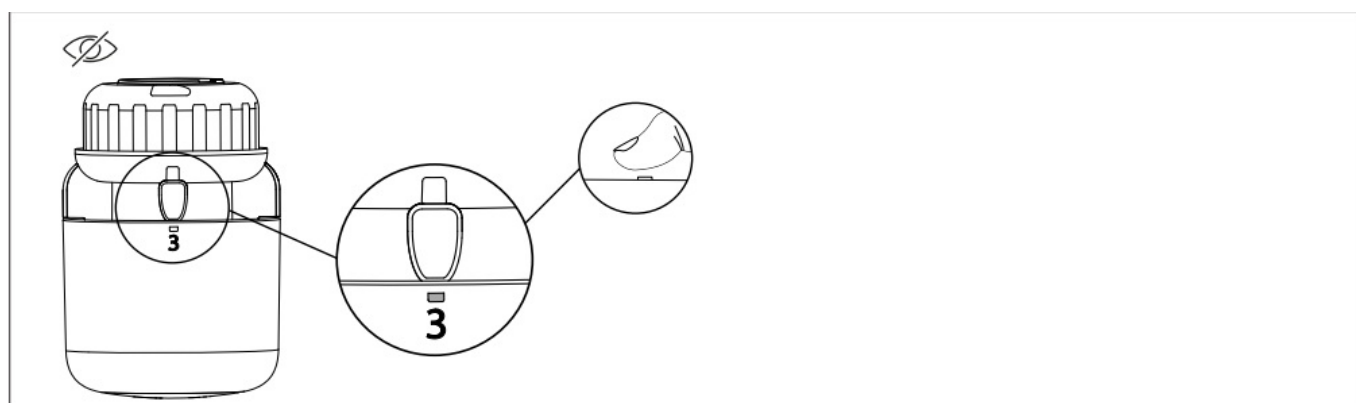


## Temperature Limitation





### Blind mark



Any information, including, but not limited to information on the selection of the product, its application or use, product design, weight, dimensions, capacity or any other technical data in product manuals, catalogs descriptions, advertisements, etc., and whether made available in writing, orally, electronically, online or via download, shall be considered informative, and is only binding if and to the extent, explicit reference is made in a quotation or order confirmation. Danfoss cannot accept any responsibility for possible errors in catalogs, brochures, videos, and other material.

Danfoss reserves the right to alter its products without notice. This also applies to products ordered but not delivered provided that such alterations can be made without changes to form, fit or function of the product. All trademarks in this material are property of Danfoss A/S or Danfoss group companies. Danfoss and the


Danfoss logo are trademarks of Danfoss A/S. All rights reserved.

5 | © Danfoss Climate Solutions | 2023.10  
AN447052447284en-000102

Danfoss A/S  
Climate Solutions . [danfoss.com](https://danfoss.com) . +45 7488 2222|

---

## Documents / Resources

	<p><a href="#">Danfoss 015G4692 Aero RA Click Remote Sensor</a> [pdf] Installation Guide 015G4692, 013G1246, 013G1236, 015G4692 Aero RA Click Remote Sensor, Aero RA Click Remote Sensor, RA Click Remote Sensor, Click Remote Sensor, Remote Sensor, Sensor</p>
---	--

[Manuals+](#)