



# Danfoss 015G4622 Aero RA click Thermostatic Sensors Installation Guide

[Home](#) » [Danfoss](#) » Danfoss 015G4622 Aero RA click Thermostatic Sensors Installation Guide 

## Contents

- [1 Danfoss 015G4622 Aero RA click Thermostatic Sensors](#)
- [2 Product Information](#)
- [3 Product Usage Instructions](#)
- [4 Installation](#)
- [5 BIV Installation](#)
- [6 Uninstall](#)
- [7 Temperature Limitation](#)
- [8 Blind mark](#)
- [9 Documents / Resources](#)



## Danfoss 015G4622 Aero RA click Thermostatic Sensors



## Product Information

This product is a code-locked device that requires installation and setup. It has a maximum value setting of 3 and a minimum value setting of 2. The product code numbers are 013G1246 and 013G1236.

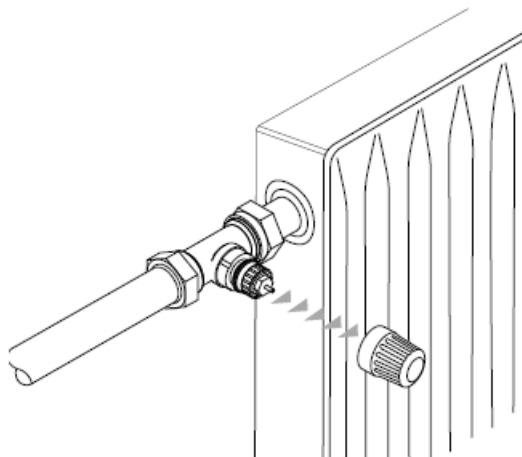
## Product Usage Instructions

1. Installation Guide: Follow the installation guide provided in the user manual for step-by-step instructions on setting up the device.
2. Setting Maximum Value: To set the maximum value, press the button indicated as “MAX” on the device. The maximum value is 3.
3. Setting Minimum Value: To set the minimum value, press the button indicated as “MIN” on the device. The minimum value is 2.

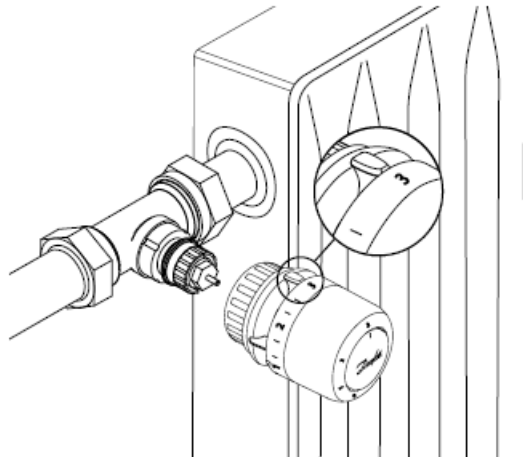
## Installation

### Installation | Montage | Installation | Instalación

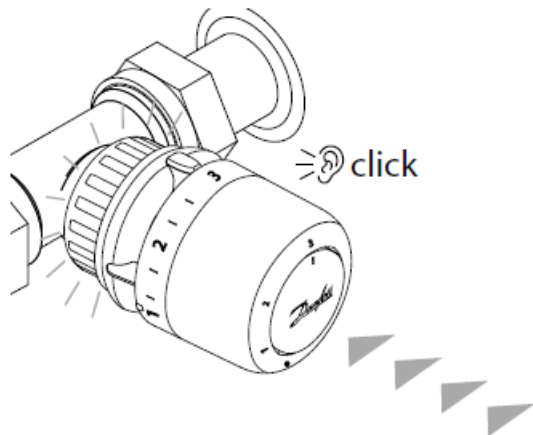
1.



2.



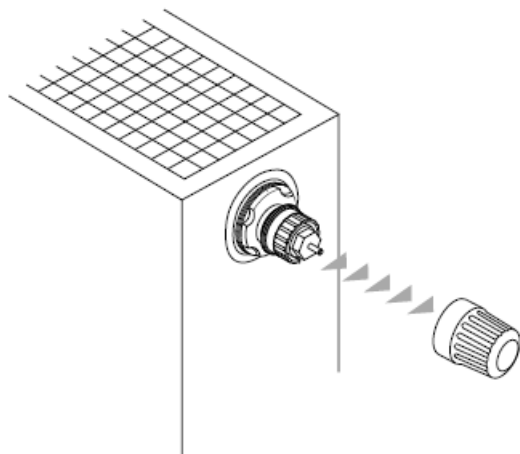
3.



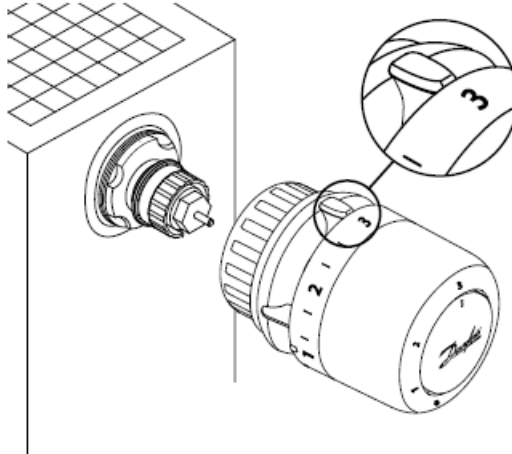
## BIV Installation

### BIV Installation | Montage | Installation | Instalación

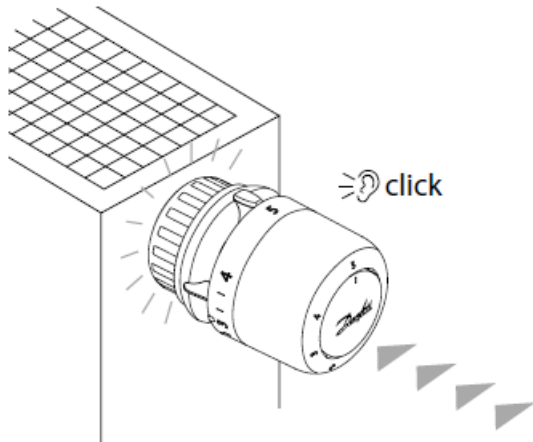
1.



2.



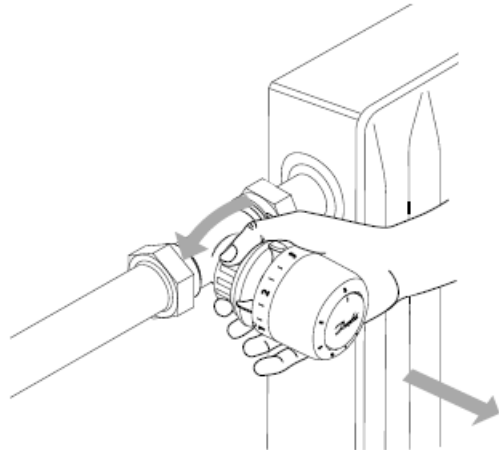
3.



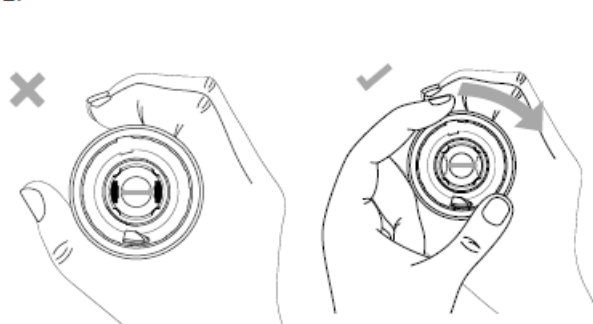
## Uninstall

### Uninstall | Deinstallieren | Désinstaller | Uninstall

1.



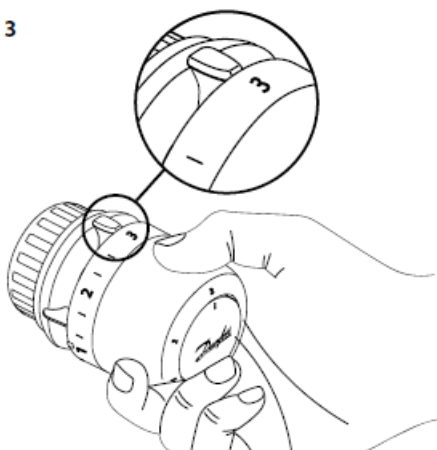
2.



## Temperature Limitation

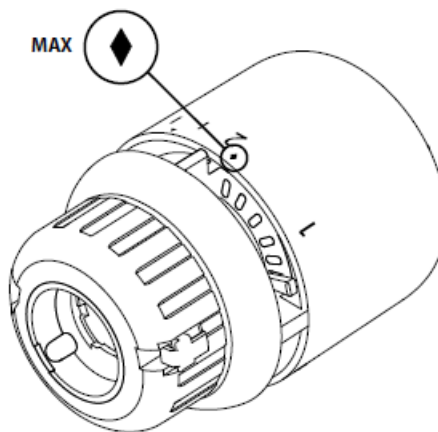
1.

e.g.  
MAX = 3

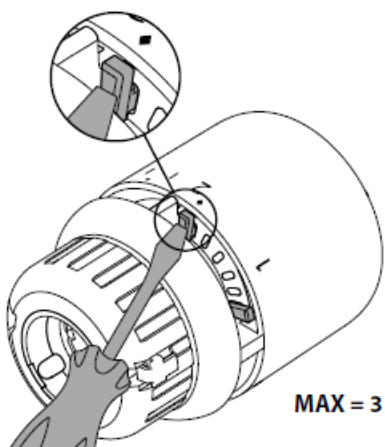


2.

MAX



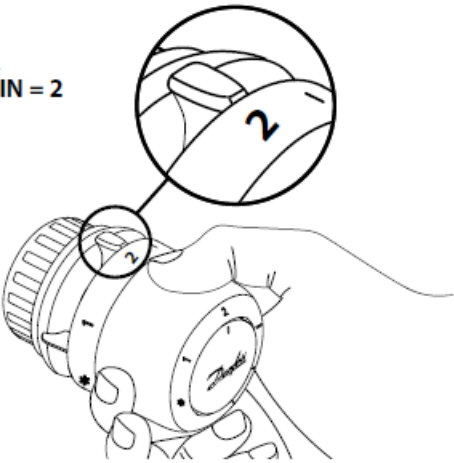
3.



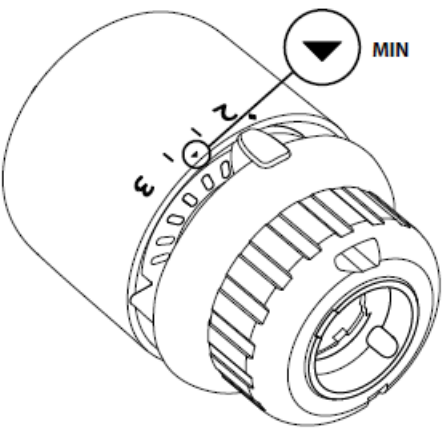
Temperature Limitation | Temperaturbegrenzung | Limite de température | Limitación de temperatura (MINIMUM)

1.

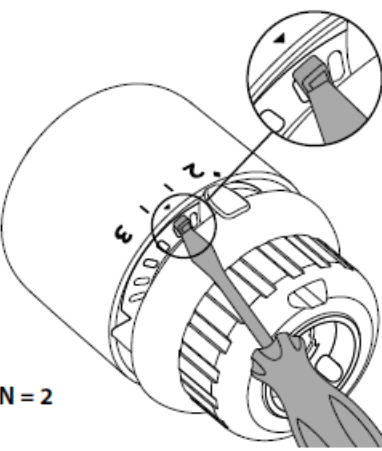
e.g.  
MIN = 2





2.



3.

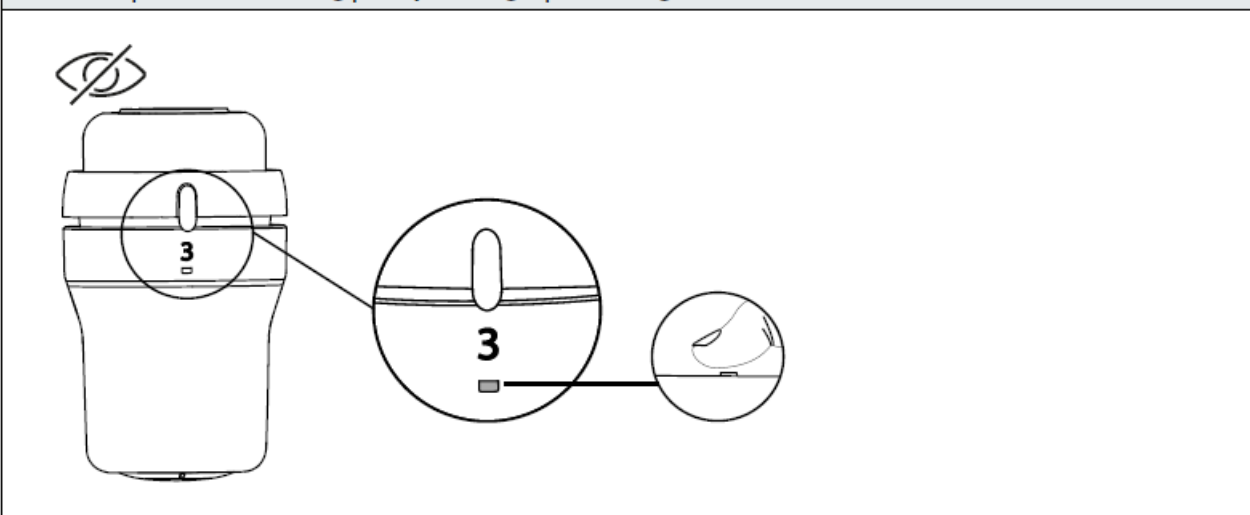


MIN = 2

	Code no.
	013G1246
	013G1236

## Blind mark

Blind mark | Blinde markierung | Marque aveugle | Marca ciega




- Danfoss A/S
- Climate Solutions
- [dantoss.com](http://dantoss.com)
- +4574882222

Any information, including, but not limited to information on the selection of product, its application or use, product

design, weight, dimensions, capacity or any other technical data in product manuals, catalogs descriptions, advertisements, etc. and whether made available in writing, orally, electronically, online or via download, shall be considered informative and is only binding if and to the extent, explicit reference is made in a quotation or order confirmation. Danfoss cannot accept any responsibility for possible errors in catalogs, brochures, videos and other material. Danfoss reserves the right to alter its products without notice. This also applies to products ordered but not delivered provided that such alterations can be made without changes to the form, fit or function of the product.

All trademarks in this material are property of Danfoss A/S or Danfoss around companies Danfoss and the Danfoss loan are trademarks of Danfoss A/S All rights reserved

**Documents / Resources**

	<p><a href="#">Danfoss 015G4622 Aero RA click Thermostatic Sensors</a> [pdf] Installation Guide 013G1246, 013G1236, 015G4622 Aero RA click Thermostatic Sensors, Aero RA click Thermostatic Sensors, Thermostatic Sensors, Sensors</p>
---	--

Manuals+.