




## Danfoss 014G0257 Living Adapter User Manual

[Home](#) » [Danfoss](#) » Danfoss 014G0257 Living Adapter User Manual 

### Contents

- [1 Danfoss 014G0257 Living Adapter](#)
- [2 Product Information](#)
- [3 Product Usage Instructions](#)
- [4 M28 ADAPTER Orkli](#)
- [5 How to remove a pre-mounted adapter](#)
- [6 Documents / Resources](#)
- [7 Related Posts](#)



### Danfoss 014G0257 Living Adapter



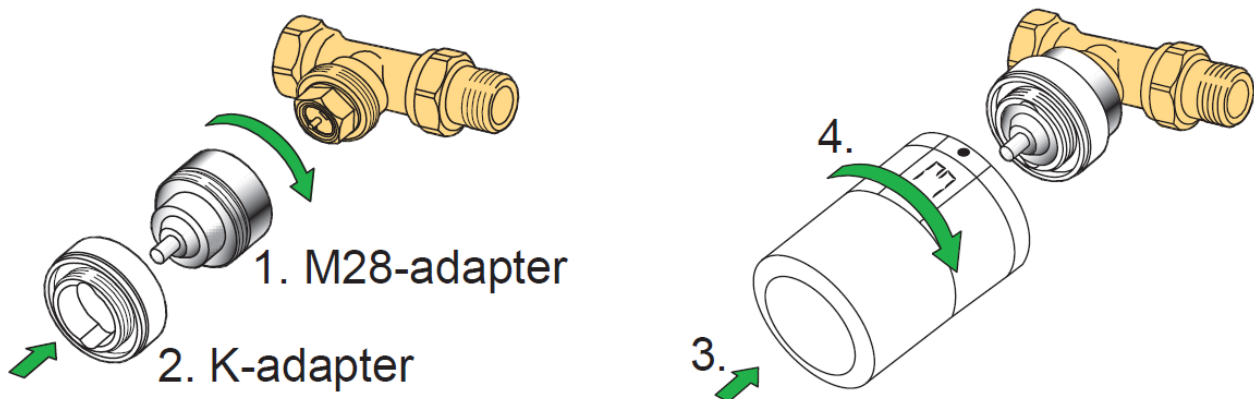
## Product Information

The product is a thermostat adapter that comes with two types of adapters, M28 and K-adapter. The M28 adapter is manufactured by Orkli and has a model number 014G0257. The product is compatible with Danfoss Ally™ and Danfoss Eco™ thermostats. The product package includes the adapter, a cover, and a user manual with the model number 013R9552. The product is designed to be mounted on a wall.


## Product Usage Instructions

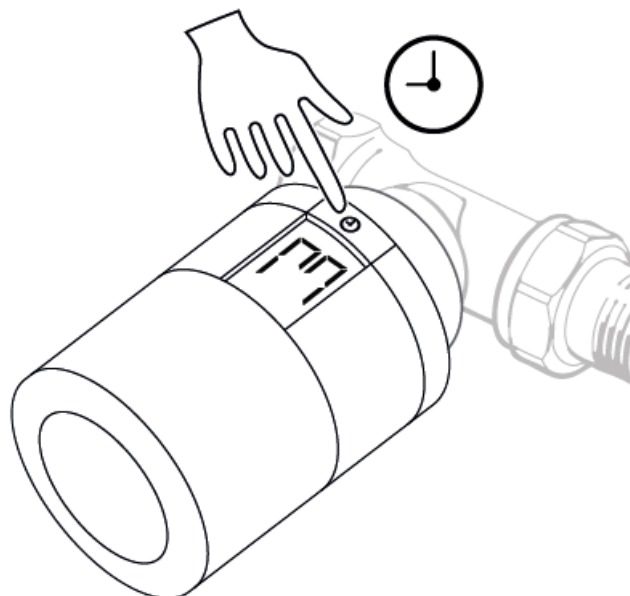
1. Identify the type of adapter required for your thermostat, M28 or K-adapter.
2. If you need to remove a pre-mounted adapter, follow these steps:
  - Press and hold the button until the large M flashes, indicating that you are in mounting mode.
  - Remove the cover from the adapter.
  - Press firmly on the tab and unscrew the thermostat from the adapter.
3. Mount the adapter onto the wall in a suitable location.
4. Attach the thermostat onto the adapter by screwing it in place.
5. Refer to the user manual of your thermostat for further usage instructions.

### M28 ADAPTER Orkli

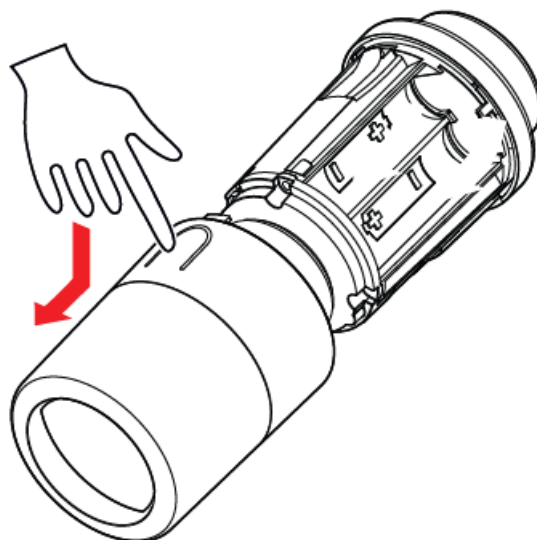


### How to remove a pre-mounted adapter

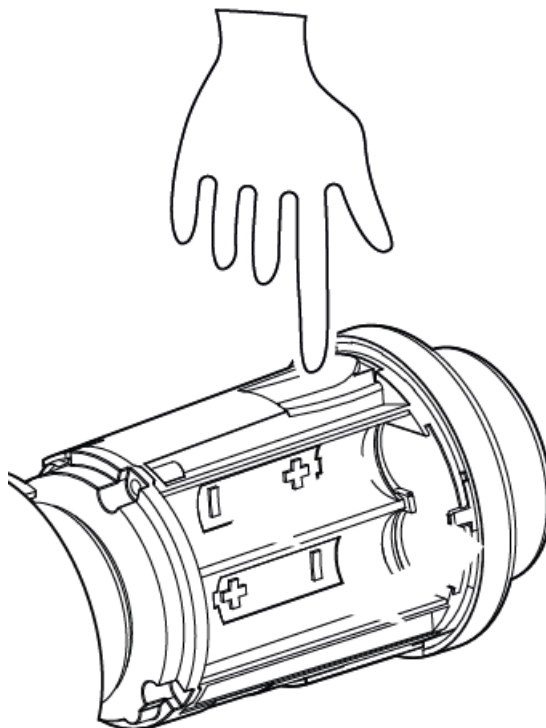
1. Press and hold  until large M flashes. This indicates you are in mounting mode




2. Remove the cover



3. Press firmly on the tab and unscrew the thermostat from the adapter



## Documents / Resources

	<p><a href="#">Danfoss 014G0257 Living Adapter</a> [pdf] User Manual 014G0257 Living Adapter, 014G0257, Living Adapter, Adapter</p>
---	---