



## danalock Universal Module V3 User Manual

[Home](#) » [danalock](#) » danalock Universal Module V3 User Manual 



Universal Module V3



[www.danalock.com](http://www.danalock.com)

### Contents

- [1 Specifications](#)
- [2 LED signals](#)
- [3 Simple Guidelines](#)
- [4 Technical Assistance](#)
- [5 FCC part 15B note](#)
- [6 Documents / Resources](#)
  - [6.1 References](#)
- [7 Related Posts](#)

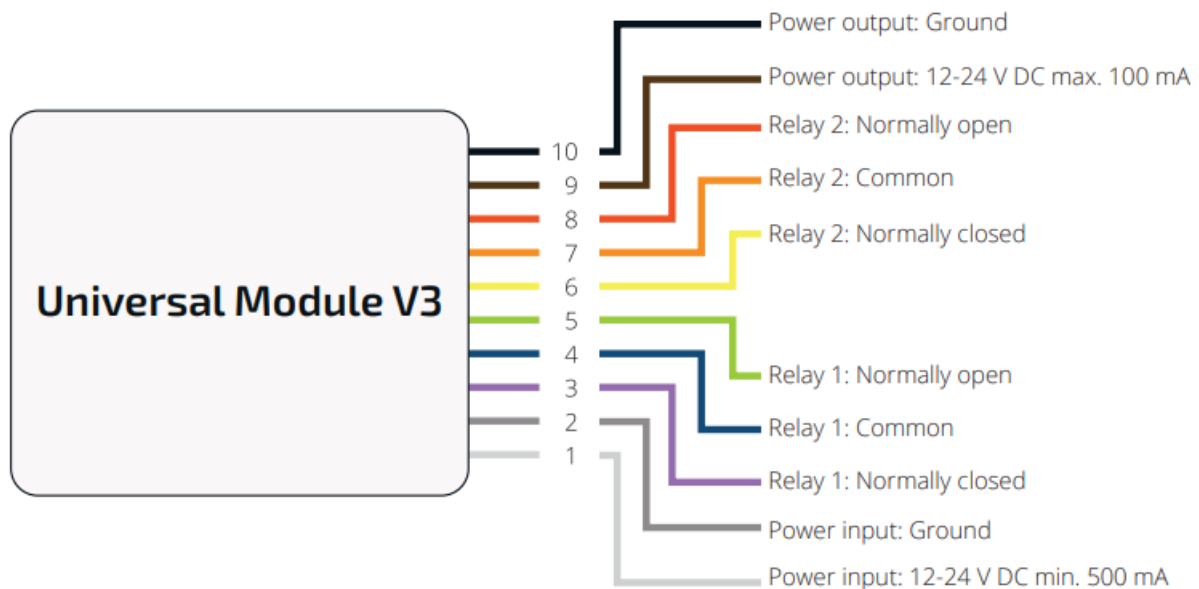
## Specifications

Operating voltage range	12-24 V DC
Current consumption (at 24V)	100 mA
Number of relays	2
Type of relays	Potential-free contacts (NO/NC)
Max relay voltage	48 V
Bluetooth® range	5 – 10 meters

## Wiring

Set up your Universal Module according to this schematic.

Use relay 1 before relay 2 if possible.

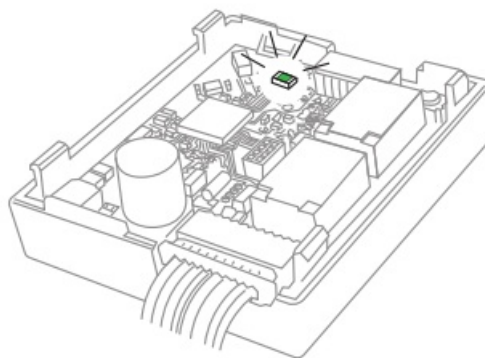








## Click commands

You can configure the Universal Module via the button found in the small hole on the module. When you get to the setting you want, wait for 5 seconds and the Universal Module will react. If you make a wrong number of clicks, just stop at an unmarked number of clicks and wait for 5 seconds. The LED will flash red.

Clicks	Color	Activity
1	Green	Inclusion/exclusion mode
This command is for setting up the Universal Module with a smart home gateway such as Z-Wave. The Universal Module will respond by blinking green. Now the module is in inclusion/exclusion mode and you have 30 seconds to pair or unpair it with a gateway.		
10	Red	Reset the Danalock
Resets all settings on the Universal Module. The Universal Module will respond by blinking red.		

## LED signals



LED mode	LED color	Status indication
3 sec constant white		Power on
Constant purple		Firmware update activated
Blinking blue light		Settings changed
5 sec blinking white light		Identify
5 sec constant red		Factory reset
5 sec constant green followed by green blinks		Inclusion/exclusion mode activated

## Simple Guidelines

Please follow these guidelines when configuring, using or recycling the Universal Module V3. Violating these guidelines may be dangerous, illegal or otherwise detrimental. Further detailed information is provided in this manual.

### Terms of use

This equipment design is primarily for indoor use mounted on a standard garage door motor. Use only Danalock approved accessories for the Universal Module V3, and compatible products, and do not operate the Universal Module V3 where wireless radio communication is prohibited. Like hospitals, buildings near blasting sites etc.

### Do Not Operate Where Prohibited

Do not allow the Universal Module V3 unit to operate wherever wireless radio communication use is prohibited or when doing so may cause interference or danger as the Universal Module V3 cannot be turned off after installation.

### Device Operation and human exposure to electromagnetic fields

The Universal Module V3 unit is a low power radio transmitter and receiver. Periodically the Universal Module V3 wakes up either due to activity or by a timer. When it is ON, it receives and sends out radio frequency (RF) signals for a short period of time.

### Specific Human Absorption Ratio (SAR)

The Universal Module V3 unit is not intended for handheld use or to be worn on the body. A minimum separation of eight (8") inches (20 cm) is to be maintained between the Universal Module V3 and any persons body.

### Interference

Like all wireless devices, the Universal Module V3 may encounter electrical interference that may affect its performance. The Universal Module V3 is tested and certified according to international and European standards.

The performance hereof ensures correct operation in the presence of electromagnetic interference and/or electrostatic discharge.

### **Category of use**

The Universal Module V3 unit is an electronic port lock controller meant for garage doors mounted in conjunction with the standard garage door motor.

### **Security for electrical functions**

The Universal Module V3 has no indications, sound alarms in case of a connected lock malfunction.

### **Security for electrical manipulation**

The Universal Module V3 is tested compliance to the EMC requirement laid out in the 2014/53/EU directive. The performance hereof ensures correct operation in the presence of electromagnetic interference and/or electrostatic discharge.

### **Children**

The Universal Module V3 series and its accessories are not used to solicit data from or market to children

### **Warranty**

Danalock ApS products are covered by a limited manufacturer warranty. The Danalock ApS warranty is limited to the warranty rules and legislation present in each country. The warranty only covers manufacturing faults. The warranty does not cover misuse, wrong installation or damage due to a faulty installation or wrong maintenance. The invoice act as the proof of warranty, so please keep it as reference for any warranty complaints.

### **Qualified Service**

The Universal Module V3 contains no user serviceable or replaceable parts. Non-functioning units must be returned to an authorized service center for repair or replacement.

### **Technical Assistance**

If you have a problem and cannot find the information you need in the product documentation, please contact Danalock ApS at [support@danalock.com](mailto:support@danalock.com). Please have the following information ready:

1. Serial number (preferred), MAC address or alias of the lock
2. Username used when registering / installing the lock
3. Username used when getting the error (if different username)
4. Time of incident

### **CE and UKCA mark**

The Universal Module V3 complies with the essential requirements of the RED directive 2014/53/EU and Radio Equipment Regulations 2017 – UK SI 2017 No. 1206 with respect to radio spectrum, EMC, Health and safety. EU Certificate and Declaration of conformity (DOC) can be downloaded from the webpage:

<https://danalock.com/legal/certificates/>

### **Danalock Universal Module V3-BT Product specifications**

Supply voltage		12-24 V DC
Temperature range	Active operating mode	-20°C to +40°C
	Storage	5°C to +50°C
Mechanical specifications	Dimensions (W x H x L)	17 mm x 38 mm x 35 mm
	Weight	14 g
Material	Plastic	Black PP
Radio interfaces	Bluetooth LE	Max.5.1 dBm E.I.R.P

### US and Canada certification marks

This device contains radio transmitters that comply with CFR 47 part 2.1091, part 15.207, Part 15.247 of the FCC rules and with RSS-GEN, RSS-102 and RSS-247 of Industry Canada requirements

### Notice statements according to CFR 47 Part 15.19 / RSS-GEN:

The device complies with Part 15 of the FCC rules and with Industry Canada license exempt standard(s). Operation is subject to the following two conditions:

1. This device may not cause harmful interference, and
2. This device must accept any interference received, including interference that may cause undesired operation.

### NOTICE statements according to CFR 47 Part 15.21:

Changes or modifications made to this equipment not expressly approved by Danalock Aps may void the FCC authorization to operate this equipment.

### Statements according to CFR 47 Part 2.1091 and RSS-102:

With respect to radiofrequency radiation exposure Information it is declared that this equipment complies with FCC radiation exposure limits set forth for an uncontrolled environment. This equipment should be installed and operated with minimum distance of 20 cm between the radiator and your body.

This transmitter must not be co-located or operating in conjunction with any other antenna or transmitter.

### FCC part 15B note

This equipment has been tested and found to comply with the limits for a Class B digital device, pursuant to part 15 of the FCC Rules. These limits are designed to provide reasonable protection against harmful interference in a residential installation. This equipment generates, uses and can radiate radio frequency energy and, if not installed and used in accordance with the instructions, may cause harmful interference to radio communications. However, there is no guarantee that interference will not occur in a particular installation. If this equipment does cause harmful interference to radio or television reception, which can be determined by turning the equipment off and on, the user is encouraged to try to correct the interference by one or more of the following measures:

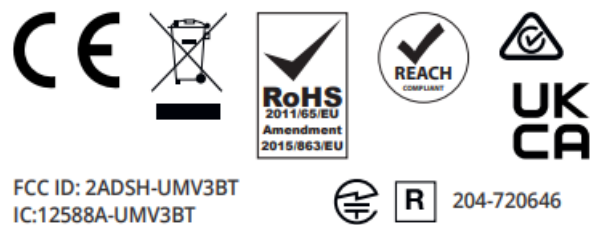
- Reorient or relocate the receiving antenna.
- Increase the separation between the equipment and receiver.
- Connect the equipment into an outlet on a circuit different from that to which the receiver is connected.

### Japan

The product is approved in Japan with the certificate ID n°: [R] 204-720646

This device is granted pursuant to the Japanese Radio Law

This device should not be modified (otherwise the granted designation number will become invalid)



**Danalock Universal Module V3-BTZE**  
**Product specifications**

Supply voltage		12-24 V DC
Temperature range	Active operating mode	-20°C to +40°C
	Storage	5°C to +50°C
Mechanical specifications	Dimensions (W x H x L)	17 mm x 38 mm x 35 mm
	Weight	14 g
Material	Plastic	Black PP
Radio interfaces	Bluetooth LE	Max.5.1 dBm E.I.R.P
	Z-Wave	Max 8.0 dBm E.I.R.P



**Danalock Universal Module V3-BTZH**  
**Product specifications**

Supply voltage		12-24 V DC
Temperature range	Active operating mode	-20°C to +40°C
	Storage	5°C to +50°C
Mechanical specifications	Dimensions (W x H x L)	17 mm x 38 mm x 35 mm
	Weight	14 g
Material	Plastic	Black PP
Radio interfaces	Bluetooth LE	Max.5.1 dBm E.I.R.P
	Z-Wave	Max 0 dBm E.R.P
Z-Wave country specific setting		
Operating Frequency (Japan)	922.50 MHz (100 kbps), 923.90 MHz (100 kbps), 926.30 MHz (100 kbps)	
Operating Frequency (AUS)	921.42 MHz (9.6 kbps), 921.40 MHz (40 kbps), 919.80 MHz (100 kbps)	

#### AUS/NZ

The product complies with the AS/NZS 4268 requirements for Bluetooth LE transceiver and Z-wave 1Tx/1RX (receiver class 2/3) applications under the Radiocommunications Act 1992; Radio communications (Low Interference Potential Devices) Class License 2015 compilation 2016 May 4. The product complies with the requirements of the relevant standards under Section 134 (1) (g) of the New Zealand Radiocommunications Act 1989, by the Supplier's Declaration of Conformity (SDOC)

#### Japan

The product is approved in Japan with the certificate ID n°: [R] 204-720649

This device is granted pursuant to the Japanese Radio Law (

This device should not be modified (otherwise the granted designation number will become invalid)

The product complies with the ARIB STD-T108 for Z-wave applications.



204-720649

#### Danalock V3 BTZU

#### Product specifications

Supply voltage		12-24 V DC
Temperature range	Active operating mode	-20°C to +40°C
	Storage	5°C to +50°C
Mechanical specifications	Dimensions (W x H x L)	17 mm x 38 mm x 35 mm
	Weight	14 g
Material	Plastic	Black PP
Radio interfaces	Bluetooth LE	Max.5.1 dBm E.I.R.P
	Z-Wave	89.4 dBpV/m @ 3m (Average

#### **US and Canada certification marks**

This device contains radio transmitters that comply with CFR 47 part 2.1091, part 15.207, Part 15.247 of the FCC rules and with RSS-GEN, RSS-102 and RSS-247 of Industry Canada requirements

#### **Notice statements according to CFR 47 Part 15.19 / RSS-GEN:**

The device complies with Part 15 of the FCC rules and with Industry Canada license exempt standard(s). Operation is subject to the following two conditions:

1. This device may not cause harmful interference, and
2. This device must accept any interference received, including interference that may cause undesired operation.

#### **NOTICE statements according to CFR 47 Part 15.21:**

Changes or modifications made to this equipment not expressly approved by Danalock Aps may void the FCC authorization to operate this equipment.

#### **Statements according to CFR 47 Part 2.1091 and RSS-102:**

With respect to radiofrequency radiation exposure Information it is declared that this equipment complies with FCC radiation exposure limits set forth for an uncontrolled environment. This equipment should be installed and operated with minimum distance of 20 cm between the radiator and your body. This transmitter must not be co-located or operating in conjunction with any other antenna or transmitter.

#### **FCC part 15B note**

This equipment has been tested and found to comply with the limits for a Class B digital device, pursuant to part 15 of the FCC Rules. These limits are designed to provide reasonable protection against harmful interference in a residential installation. This equipment generates, uses and can radiate radio frequency energy and, if not installed and

used in accordance with the instructions, may cause harmful interference to radio communications. However, there is no guarantee that interference will not occur in a particular installation. If this equipment does cause harmful interference to radio or television reception, which can be determined by turning the equipment off and on, the user is encouraged to try to correct the interference by one or more of the following measures:

- Reorient or relocate the receiving antenna.
- Increase the separation between the equipment and receiver.
- Connect the equipment into an outlet on a circuit different from that to which the receiver is connected.

#### **Regulatory labeling:**


The UMV3-BTZU product are regulatory compliant to the following regulation (USA/Canada):



FCC ID: 2ADSH-UMV3BTZU  
IC:12588A-UMV3BTZU

**Danalock ApS**  
Gammel Stillingvej 427C  
8462 Harlev, DK  
+45 4242 8122  
[info@danalock.com](mailto:info@danalock.com)  
[www.danalock.com](http://www.danalock.com)

## Documents / Resources

	<p><a href="#">danalock Universal Module V3</a> [pdf] User Manual Universal Module, V3, Universal Module V3, Module</p>
---	---

## References

- [Danalock · Danalock V3 - The Smart Home Enabler](#)
- [Danalock · Danalock V3 - The Smart Home Enabler](#)
- [Certificates · Danalock](#)