



[Home](#) » [Dalattin](#) » **Dalattin JA02 Remote-Control Bluetooth Led Light User Manual** 

Contents [[hide](#)]

- [1 Dalattin JA02 Remote-Control Bluetooth LED Light](#)
- [2 INTRODUCTION](#)
- [3 SPECIFICATIONS](#)
- [4 WHAT'S IN THE BOX](#)
- [5 FEATURES](#)
- [6 SETUP GUIDE](#)
- [7 CARE & MAINTENANCE](#)
- [8 TROUBLESHOOTING](#)
- [9 PROS & CONS](#)
- [10 WARRANTY](#)
- [11 FREQUENTLY ASKED QUESTIONS](#)
- [12 VIDEO – PRODUCT OVERVIEW](#)
- [13 References](#)

dalattin

Dalattin JA02 Remote-Control Bluetooth LED Light



INTRODUCTION

Your living area will look more vibrant and lively with the Dalattin JA02 Remote-Control Bluetooth LED Light. Dalattin introduced this feature-rich, low-cost lighting solution in early 2024. It is ideal for indoor environments, such as kitchens, bedrooms, and celebratory gatherings. With two 50-foot rolls, it provides 100 feet of colorful, multicolored LED strip lighting for just **\$9.98**. Set automated timers for seamless ambiance control, sync lights to music, and experiment with over 16 million color combinations using an IR remote and a Bluetooth app. In addition to being useful, the JA02's contemporary design adds flair to your home's décor for special occasions like birthdays and holidays as well as for regular pleasure. It is a plug-and-play solution that is perfect for anyone who wants to create a customized lightscape in their room because of its strong adhesive backing, which makes setup quick.

SPECIFICATIONS

Product Name	Dalattin JA02 Remote-Control Bluetooth LED Light
--------------	--

Price	\$9.98
Brand	Dalattin
Length	100ft (2 rolls of 50ft)
Light Color	Multicolor (RGB, 16 million options)
Type of Light Source	LED
Power Source	Corded Electric
Voltage	24 Volts
Wattage	36 Watts
Indoor/Outdoor Use	Indoor
Special Features	Music Sync, Timer Function, Scene Modes (Flash, Fade, Jump, etc.)
Installation	Self-adhesive backing for quick setup
Material	Vinyl
Theme	Party Decor
Occasions	Easter, Christmas, Halloween, Birthdays, General Indoor Décor
Style	Modern
Control Type	Bluetooth App + 24-Key IR Remote
Connectivity Technology	Bluetooth
Connectivity Protocol	Bluetooth
Control Method	App & Remote


Automation Features	Built-in Timer with Memory Function
Music Sync	Yes – Syncs with music via smartphone
Water Resistance Level	Water Resistant
Number of Light Sources	2835 LED chips
Included Components	2 Rolls of 50ft LED Strips
Number of Items	2
Item Model Number	JA02
UPC	665355872193
Manufacturer	Dalattin
Item Weight	5.8 ounces
Package Dimensions	8.31 x 8.19 x 0.67 inches
Seasonal Relevance	Spring and other festive occasions

WHAT'S IN THE BOX

- LED rolls
- remote
- user manual

FEATURES

- **Dual Control Options:** Easily control the lights using the included IR remote or the smartphone app via Bluetooth.



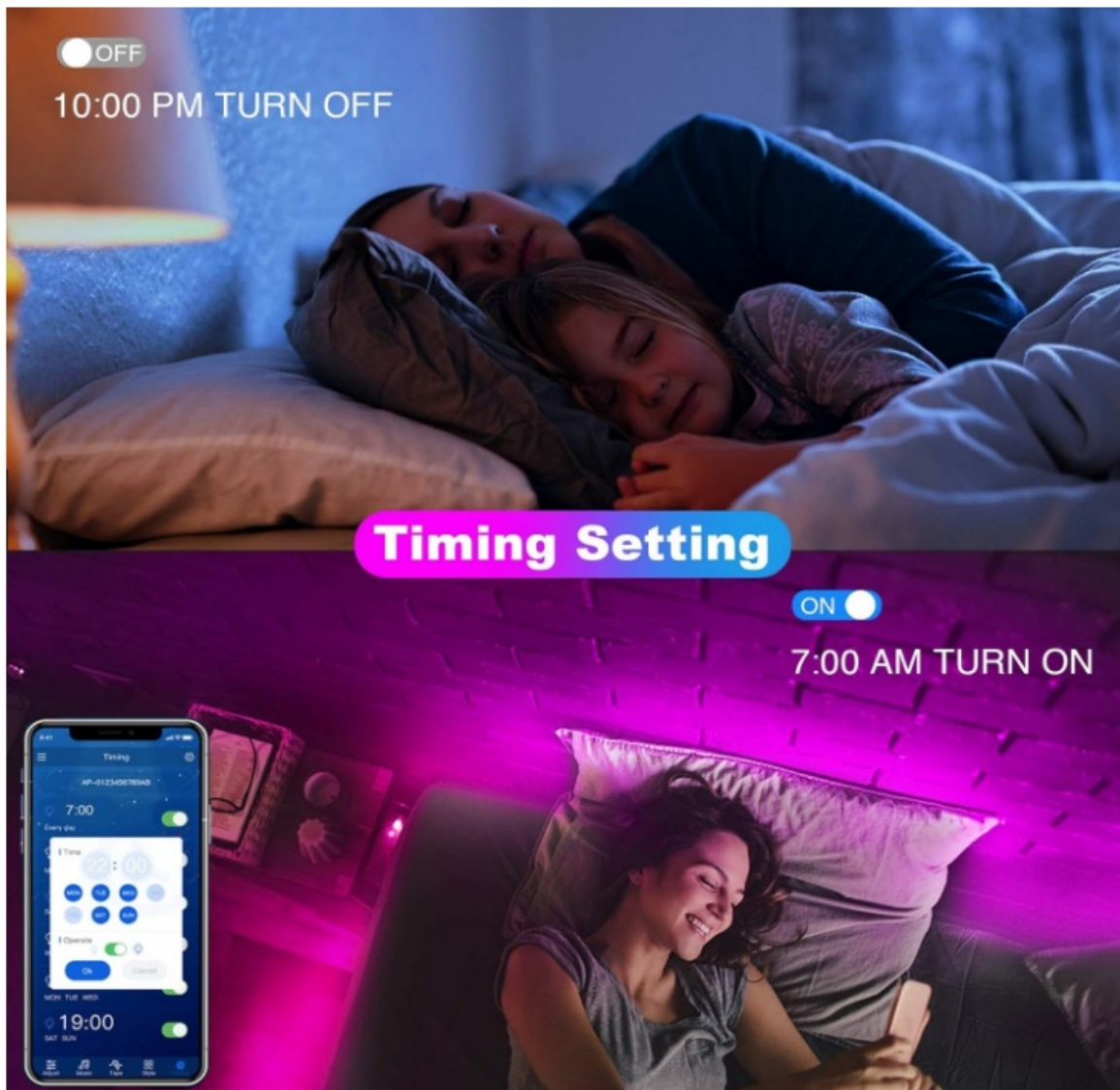
- **100 Feet Coverage:** Comes with 2 rolls of 50ft LED strips, offering ample length to wrap around walls, ceilings, or furniture.
- **Multicolor Display:** Offers up to 16 million color options for personalized room ambiance.
- **Music Sync Feature:** Lights pulse and change colors to match the rhythm of your favorite songs.



SYNC TO MUSIC

Sync light to your favorite music or
received microphone voice

- **App Customization:** Use the app to set modes like Flash, Fade, Jump, and more to match your vibe.
- **Timer Function:** Schedule the lights to turn on or off automatically at your preferred times.

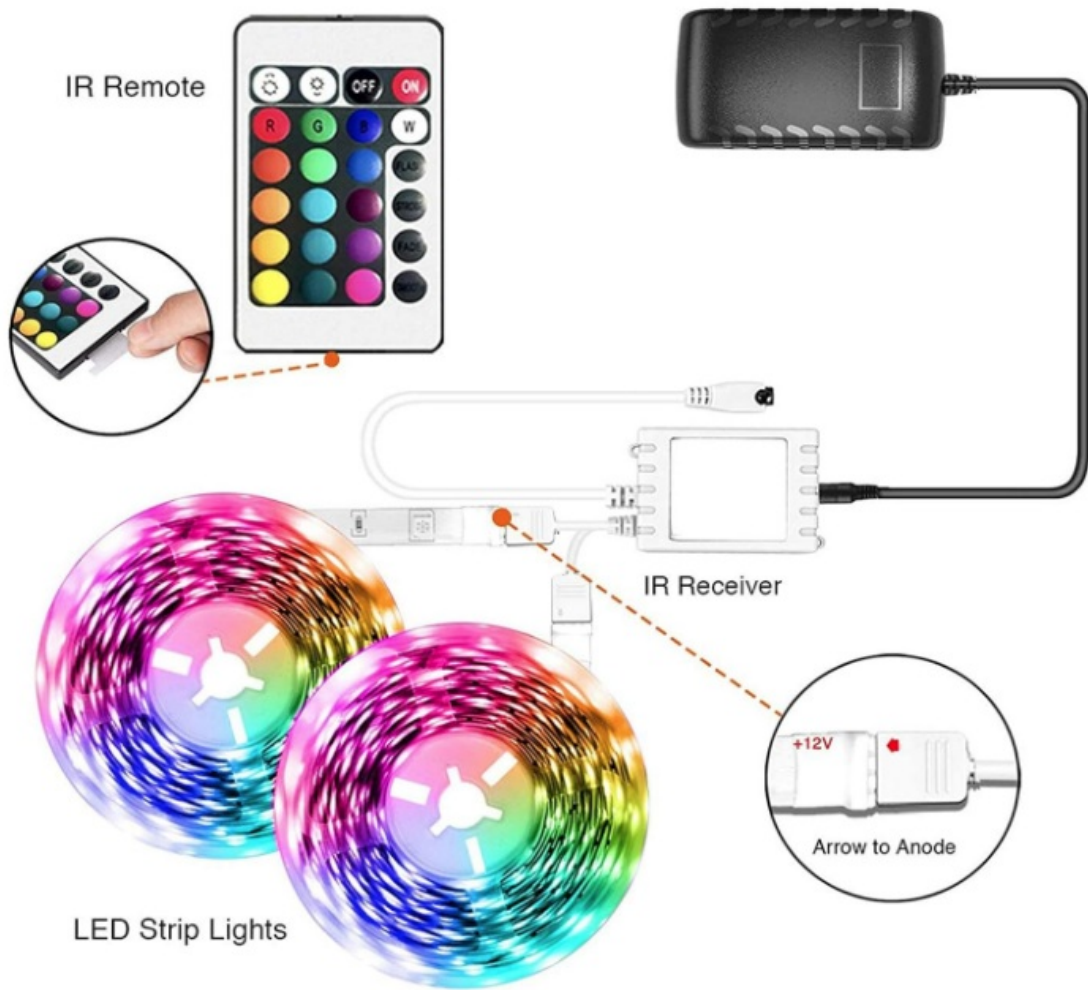


- **Strong Adhesive Backing:** Designed with a durable adhesive layer for easy and secure installation.
- **Energy-Efficient LEDs:** Consumes low power (36W) while delivering bright and vibrant colors.
- **Water-Resistant Design:** Suitable for indoor use with resistance to minor moisture.
- **Ideal for Events:** Great for birthday parties, holidays like Christmas or Halloween, and other special occasions.
- **Modern Styling:** Complements modern interior decor with its sleek design and vibrant glow.



- **Bluetooth Connectivity:** Stable wireless connection ensures smooth operation from your mobile device.
- **Versatile Placement:** Perfect for use in bedrooms, living rooms, kitchens, or entertainment areas.
- **User-Friendly Controls:** Easily accessible features and intuitive layout on both the app and the remote.
- **Safe Voltage Rating:** Operates safely at 24V, making it secure for home and indoor use.
- **install:** easy to install

Easy to Install



SETUP GUIDE

- **Unbox All Components:** Ensure both LED rolls, the remote, and the user manual are present.
- **Plug in the Power Supply:** Connect the adapter to a standard indoor power outlet.
- **Attach LED Strips:** Peel off the adhesive backing and stick the strips onto a clean, dry surface.
- **Connect to Controller:** Plug both light strips into the Bluetooth controller box.
- **Install the App:** Download the compatible LED control app from the App Store or Google Play.
- **Turn On Bluetooth:** Enable Bluetooth on your phone to sync with the light strips.
- **Pair with Device:** Open the app and search for the “JA02” LED light device.
- **Test the Remote:** Use the 24-key IR remote to switch modes, brightness, or colors.
- **Set Timer:** Use the app to schedule automatic on/off times to suit your routine.

- **Try Music Sync:** Activate music mode and play a song to see the lights react in real-time.
- **Choose Light Modes:** Explore dynamic effects like Jump, Fade, Flash, and more.
- **Adjust Brightness:** Use the app or remote to dim or brighten the lights as needed.
- **Cut to Fit:** Trim the LED strip only at the marked cut points if you need a custom length.
- **Secure Loose Ends:** Use clips or extra adhesive to secure corners or ends firmly.
- **Final Check:** Ensure all connections are snug and test for full functionality before finishing setup.

CARE & MAINTENANCE

- **Avoid Water Contact:** Though water-resistant, keep away from areas with excessive moisture or spills.
- **Clean Surface Before Setup:** Ensure installation areas are dust-free to maintain adhesive strength.
- **Don't Bend Sharply:** Prevent damage by avoiding tight bends or folds in the strip.
- **Unplug When Not in Use:** Disconnect from power during long periods of inactivity to extend life.
- **Keep Away from Heat Sources:** Avoid placing the strip near heaters or other hot appliances.
- **Use Indoors Only:** Designed for indoor use—do not expose to outdoor elements.
- **Avoid Overstretching:** Do not pull or stretch the strip to prevent internal damage.
- **Reapply Adhesive Carefully:** If repositioning, gently remove and press back with care.
- **Dust occasionally:** Wipe gently with a dry cloth to prevent dust from blocking the light.
- **Avoid Cutting Improperly:** Only cut at designated points to avoid electrical issues.
- **Don't Overload Circuit:** Use the included power adapter—do not attach more lights than recommended.
- **Store Safely:** Keep the remote and accessories in a dry place when not in use.
- **Monitor Bluetooth Connectivity:** If experiencing issues, restart the app or re-pair the device.
- **Check App for Updates:** Ensure the app is updated to access the latest features and

bug fixes.

- **Inspect Periodically:** Look for wear, peeling, or loose connections and fix them early to avoid bigger issues.

TROUBLESHOOTING

Issue	Possible Cause	Solution
The lights won't turn on	Power not connected	Ensure the adapter is properly plugged in
Remote not working	Dead or misaligned battery	Replace the battery and aim directly at the receiver
App won't connect	Bluetooth not enabled	Enable Bluetooth and reconnect through the app
Lights flicker randomly	Loose connection or unstable power supply	Secure all plugs and check voltage consistency
Music sync is not working	The microphone is not detecting sound	Increase music volume or check app settings
Adhesive won't stick well	Dusty or uneven surface	Clean the surface before applying
Colors not accurate	Incorrect mode or settings	Reset lights or recalibrate color in the app
The timer is not saving schedules	App permissions disabled	Enable necessary permissions in phone settings
Only one roll lights up	Improper installation	Check the connector between both rolls
The light strip heats up	Continuous high brightness usage	Lower brightness or turn off intermittently

PROS & CONS

PROS

- 100ft total length is ideal for covering large spaces
- Dual control: App + IR remote support
- Music-sync function enhances entertainment experiences
- Strong adhesive backing makes installation easy
- Affordable pricing with premium features

CONS

- Not suitable for outdoor use
- Requires continuous power (corded)
- The app interface may have a learning curve
- Limited water resistance, avoid high-humidity areas
- IR remote range may be short in large rooms

WARRANTY

The Dalattin JA02 Bluetooth LED Light typically includes a standard limited warranty from the manufacturer, covering defects in materials and workmanship. Customers experiencing technical issues can contact Dalattin's customer support for replacements or troubleshooting help. Warranty coverage and terms may vary depending on the retailer, so it's advised to check the packaging or official sources for full details.

FREQUENTLY ASKED QUESTIONS

What is the total length of the Dalattin JA02 LED Light Strips?

The Dalattin JA02 comes with 2 rolls of 50ft, providing a total of 100 feet of multicolor LED lighting.

What music feature does the Dalattin JA02 LED Light Strip offer?

It has a music sync function via the app, allowing the lights to flash and change colors to the beat of your music.

What colors are available with the Dalattin JA02?

The lights can display up to 16 million RGB colors, offering vibrant and customizable room decoration options.

What type of power source does the Dalattin JA02 use?

It uses a corded electric power source and operates on 24 volts with a total wattage of 36 watts.

What should I do if the Dalattin JA02 app fails to connect via Bluetooth?

Ensure Bluetooth is enabled on your device, restart the app, and make sure the LED controller is powered and in pairing mode.

How do I install the Dalattin JA02 LED Light Strips?

Use the strong adhesive backing to stick the lights on clean, dry surfaces. Follow the included user manual for plug-in and control setup.

Why are some LEDs on my Dalattin JA02 not lighting up?



This could be due to poor connections or damage. Check the connectors between strip segments and ensure the power supply is functioning properly.

VIDEO – PRODUCT OVERVIEW

<https://manuals.plus/wp-content/uploads/2025/07/Dalattin-JA02-Remote-Control-Bluetooth-Led-Light-User-Manual.mp4>

References

- [User Manual](#)

 B08GP71V9Z, Dalattin, Dalattin JA02, JA02, Remote-Control Bluetooth Led Light, user
 Dalattin manual

Leave a comment

Your email address will not be published. Required fields are marked *

Comment *

Name

Email

Website

☐ Save my name, email, and website in this browser for the next time I comment.

Post Comment

Search:

e.g. whirlpool wrf535swhz

Search

[Manuals+](#) | [Upload](#) | [Deep Search](#) | [Privacy Policy](#) | [@manuals.plus](#) | [YouTube](#)

This website is an independent publication and is neither affiliated with nor endorsed by any of the trademark owners. The "Bluetooth®" word mark and logos are registered trademarks owned by Bluetooth SIG, Inc. The "Wi-Fi®" word mark and logos are registered trademarks owned by the Wi-Fi Alliance. Any use of these marks on this website does not imply any affiliation with or endorsement.