



DAKOTA MICRO DMOV-CNH3 OverView Camera to CNH Intelliview Adapter Cable User Manual

[Home](#) » [DAKOTA MICRO](#) » DAKOTA MICRO DMOV-CNH3 OverView Camera to CNH Intelliview Adapter Cable User Manual 

Contents

- [1 DAKOTA MICRO DMOV-CNH3 OverView Camera to CNH Intelliview Adapter Cable](#)
- [2 Product Information](#)
- [3 Product Usage Instructions](#)
- [4 Important](#)
- [5 Cable Specifications](#)
- [6 Cable Connectors](#)
- [7 Installation Instructions](#)
- [8 Consumer Limited Warranty](#)
- [9 Documents / Resources](#)
 - [9.1 References](#)
- [10 Related Posts](#)



DAKOTA MICRO DMOV-CNH3 OverView Camera to CNH Intelliview Adapter Cable



Product Information

The DMOV-CNH3 is a cable designed to connect cameras and monitors for video transmission. The cable has been tested and verified to work with compatible cameras and monitors. The cable has three parts, A, B, and C, with B being the bulkhead connector that plugs into the monitor and A and C being the connectors that plug into the camera. The cable has a white wire for Video 2 and a black wire for Video 3. The cable requires a 12v power source to function.

Product Usage Instructions

Before operating the equipment, ensure that compatible cameras and monitors are being used. If using this cable with other applications, it is the user's responsibility to verify the equipment's Video Capability, Video Format, and compatible wiring connectivity.

1. Plug Part A of the cable into the camera cables.
2. Disconnect the Bulkhead connector from the back of the monitor.
3. Take note of wire configuration.
4. Unlock sockets in the connector.
5. Insert Part C into appropriate positions: White Wire (Video 2) position 8, Black Wire (Video 3) position 16.
6. Lock sockets back into place.
7. Plug bulkhead and Part B (Video 1) into the monitor.
8. Plug Part D into a 12v power source.

Note: When hooking up camera 2 and 3 to the monitor, it is highly recommended to contact your dealer. If any pins are moved out of position while installing this cable, Dakota Micro is not responsible for correction.

Important

Important – Read prior to operating equipment: Compatible cameras and monitors have been tested and are verified to work with the specifications provided below. There may or may not be other applications for this cable and its connectors that have not been verified by Dakota Micro. In those instances, it is the user's responsibility to verify the equipment's Video Capability, Video Format, and compatible wiring connectivity. Please follow all safety signs and precautions.

Cable Specifications

Description	This adapter cable allows for the input of three (3) OverView® cameras into a BN C female.
Part Number	DMOV-CNH3
Cable Length	70 Inches
Compatible Monitors	Case IH AFS Pro 200, AFS Pro 300, AFS Pro 700, New Holland IntelliView II, IntelliView III, IntelliView IV
Compatible Cameras	OverView®
Monitor Inputs	1
Camera Inputs	3
Video Capability	CVBS
Video Format	NTSC or PAL
Warranty Period	1 Year



Cable Connectors



- **A.** (3) 4-Pin Male OverView® Connectors (to Cameras)
- **B.** BNC Male (Camera 1 to Monitor)
- **C.** Hardwires (Cameras 2 & 3 to Bulkhead Connector)
- **D.** Power Input

Installation Instructions

Please note we HIGHLY RECOMMEND you contact your dealer when hooking up camera 2 & 3 to the monitor. If any pins are moved out of position while installing this cable, Dakota Micro is not responsible for correction.



1. Plug Part A into camera cables
2. Disconnect Bulkhead connector from back of monitor
3. Take note of wire configuration
4. Unlock sockets in connector
5. Insert Part C into appropriate positions
 - White Wire (Video 2) position 8
 - Black Wire (Video 3) position 16
6. Lock sockets back into place
7. Plug bulkhead & Part B (Video 1) into monitor
8. Plug Part D into 12v power source

Consumer Limited Warranty

Subject to the disclaimer, limitations and other directions stated hereafter, Dakota Micro, Inc. warrants that the Product will be free from defects in material and workmanship for periods as stated hereafter from the date of original purchase. THIS WARRANTY IS EXPRESSLY MADE IN LIEU OF ANY AND ALL OTHER WARRANTIES, EXPRESS OR IMPLIED, INCLUDING THE IMPLIED WARRANTIES OF MERCHANTABILITY OR FITNESS. THE EXCLUSIVE REMEDY OF THE BUYER IS LIMITED TO REPAIR OR REPLACEMENT OF THE PRODUCT. EXCEPT AS STATED IN THIS WARRANTY, DAKOTA MICRO, INC. SHALL NOT BE LIABLE FOR ANY LOSS, INCONVENIENCE, OR DAMAGE, INCLUDING DIRECT, SPECIAL, INCIDENTAL, OR CONSEQUENTIAL DAMAGES, RESULTING FROM THE USE OR INABILITY TO USE THE PRODUCT, WHETHER RESULTING FROM BREACH OF WARRANTY, NEGLIGENCE, STRICT LIABILITY OF ANY OTHER LEGAL THEORY. Any oral statements or representations made by anyone which are contrary to or at variance with the terms stated in this LIMITED WARRANTY are void.

Dakota Micro, Inc. will, at its option, either repair the defect or replace the defective Product or part thereof with a new or remanufactured equivalent at no charge to the purchaser for parts or labor for the period of five (5) years for AgCam® /EnduraCam® cameras; three (3) years for InnoPro® cameras; two (2) years for AgCam®/

EnduraCam® monitors, and Wireless components; Twelve (12) Months for all Overview® and RazerCam™ Cameras & Monitors, cables and all other accessories.

In addition to the five (5) years for AgCam® /EnduraCam® cameras Dakota Micro will warranty for the life of the camera against any variety of ingress within the camera housing. This includes moisture and dust particles that are found inside the camera resulting from a manufacturing defect and does not include ingress because of damage caused by no fault of Dakota Micro, Inc.

The Dakota Micro, Inc. limited warranty periods outlined above apply throughout the United States and Canada only. A one (1) year maximum limited warranty for all Products applies to all other geographic locations unless otherwise stated in writing by Dakota Micro, Inc.

This limited warranty does not apply to any issues connected with appearance that have no relation to the performance of the Product nor to any Product the exterior of which has been damaged or defaced, which has been subjected to improper voltage or other misuse, abnormal service or handling, or which has been altered or modified in design or construction.

In order to enforce the rights under this limited warranty, the purchaser should follow the process set forth in the Product Warranty/Repair Process, and provide proof of purchase to Dakota Micro, Inc.

Neither the sales personnel of Dakota Micro, Inc. nor any dealer or any other person is authorized to make any warranties other than those described herein, or to extend the duration of any warranties beyond the time periods described herein.

The warranties described herein shall be the sole and exclusive warranties and remedies provided by Dakota Micro, Inc. Correction of defects, in the manner and for the period of time described herein, shall constitute complete fulfillment of all liabilities and responsibilities of Dakota Micro, Inc. to the purchaser with respect to the Product, and shall constitute full satisfaction of all claims. In no event shall Dakota Micro, Inc. be liable or in any way responsible for any damages or defects in the Product which were caused by repairs or attempted repairs performed by anyone other than Dakota Micro, Inc. Some states do not allow the limitation or exclusion of incidental or consequential damages, so said limitation may not apply to you.

Any action at law, suit in equity, or another judicial proceeding for the enforcement of any right provided for herein or otherwise, or with respect to any claim that a purchaser may have against Dakota Micro, Inc. shall be instituted only in the Courts of the State of North Dakota, either in the state district court located in Wahpeton, North Dakota or in Federal District Court located in Fargo, North Dakota. Without regard to conflicts of law principles, the laws of the state of North Dakota shall govern the interpretation and enforcement of the terms of this Limited Warranty and all aspects of the relationship between Dakota Micro, Inc., and the purchaser.

This warranty gives you specific legal rights and you may also have other rights, which may vary from state to state.


8659 148½ Ave. SE.

Cayuga, ND 58013

www.dakotamicro.com

Management System Registered to ISO 9001

Documents / Resources



[DAKOTA MICRO DMOV-CNH3 OverView Camera to CNH Intelliview Adapter Cable](#) [pdf] User Manual
DMOV-CNH3, DMOV-CNH3 OverView Camera to CNH Intelliview Adapter Cable, OverView Camera to CNH Intelliview Adapter Cable, Camera to CNH Intelliview Adapter Cable, Adapter Cable

References

- [Dakota Micro | Surveillance & Backup Cameras | Made in America](#)
- [Dakota Micro | Surveillance & Backup Cameras | Made in America](#)