



Daintree WWD2-4 Wireless 4 Button Scene Switch Owner's Manual

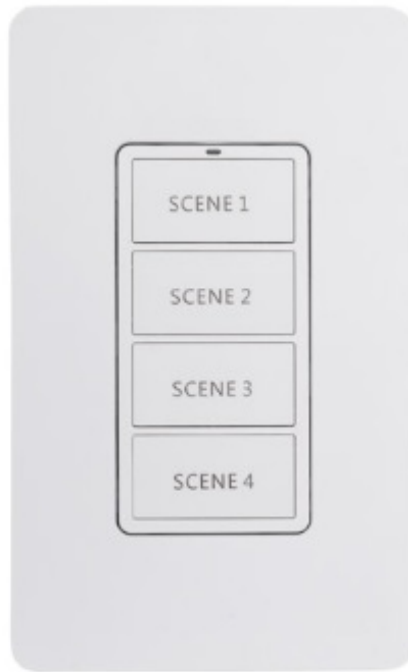
[Home](#) » [Daintree](#) » Daintree WWD2-4 Wireless 4 Button Scene Switch Owner's Manual 

Contents

- [1 Daintree WWD2-4 Wireless 4 Button Scene Switch](#)
- [2 Daintree](#)
- [3 PRODUCT OVERVIEW](#)
- [4 KEY FEATURES AND BENEFITS](#)
- [5 4-BUTTON WALL DIMMER](#)
- [6 WARRANTY](#)
- [7 PRODUCT CERTIFICATIONS](#)
- [8 ORDERING INFORMATION](#)
- [9 DIMENSIONS](#)
- [10 Documents / Resources](#)
 - [10.1 References](#)
- [11 Related Posts](#)



Daintree WWD2-4 Wireless 4 Button Scene Switch



Daintree

CUSTOMER NAME _____

Project Name _____

Date _____ **Type** _____

Catalog Number _____

Wireless Scene Switch (WWD2-4)

The Wireless Scene Switch (WWD2-4) is part of the Daintree Wireless Controls product portfolio, a wireless controls solution for lighting and building control, monitoring, and optimization. Daintree Wireless controls provide a highly scalable solution to address evolving environmental regulations and transform spaces into intelligent environments for buildings of all sizes.

PRODUCT OVERVIEW

The WWD2-4 is a battery-powered 4-button scene switch that takes the place of a standard wall switch. Using wireless communications, this switch can be programmed to set scene levels, and can be used to turn lights on or off. Alternatively, the scene switch can be programmed to control 2 zones as a dimmer switch. Installation is quick and easy without the need for any wires, plenum access or wall cavity, while its sleek, low-profile design will complement any office or commercial environment.

- Suitable for many applications, including commercial office, education, healthcare and retail.
- Simple wall mount
- Slim form factor
- Completely wireless installation, communicates to Daintree EZ Connect or Daintree Networked nodes.

KEY FEATURES AND BENEFITS

- Works on Daintree EZ Connect or Daintree Networked Wireless Controls systems
- Intuitive personal controls provide dimming or scene control
- Provides 3-way capability and can connect up to 5 switches per zone

- Decorator style
- Completely wireless installation. Communicates to Daintree Wireless Controls, nodes and devices
- Simple In-Wall or Surface Mount Options
- 5-year battery operation

4-BUTTON WALL DIMMER

(WWD2-4SM & WWD2-4IW)

The 4-button switch allows to program complex scenes for conference rooms or classrooms

Mounting

- Surface mount (WWD2-4SM)
 - Flexible mounting options (i.e. Entrance, workstation, podium, conference table)
- Recess Mount (WWD2-4IW)
 - Mount in wall Junction Box
 - Ability to Gang Devices

Commissioning

- Daintree EZ Connect App for Zonal Room Based Control (app available on Apple App Store)
- Daintree Controls Software (DCS) in Daintree Networked

WARRANTY

Current offers a limited Warranty across its Daintree Portfolio. The table below summarizes the Warranty terms. For additional information, please review the Limited Warranty Document on the Daintree Homepage.

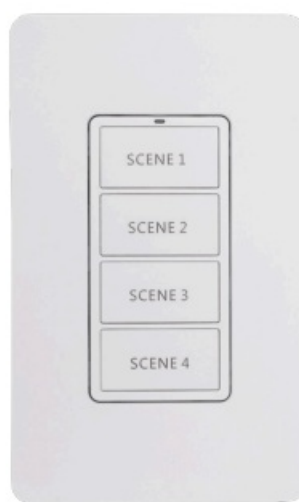
COMPONENT	WARRANTY PERIOD	COVERAGE DETAILS
Daintree Software	1 year (IoT Cloud installed Software) Subscription term (SaaS) 3 years	Current warrants that as long as all applicable fees due are paid, Daintree Software will substantially conform to the applicable published documentation and published specifications for the Warranty Period.
System Controller	3 years	100% parts coverage. Warranty for non-Daintree software (such as operating system software) is provided by the respective software; Current makes no warranty with respect to non-Daintree software.
WACs	5 years	100% parts coverage
Wireless Adapters	5 years	100% parts coverage
Wireless Devices	5 years	100% parts coverage, excluding batteries.
Wireless Thermostats	2 years	100% parts coverage

Daintree wireless controls are available integrated and preinstalled in many Current lighting fixtures. Any 0-10V lighting fixture can be enabled with Daintree controls with a Daintree LCA kit.

For a complete list of integrated sensors, look for the Daintree Wireless Controls icon on the product pages on gecurrent.com



WWD2-4SM



WWD2-4IW

SPECIFICATIONS – WWD2-4SM

Dimensions:	114mm H x 70mm W x 15mm D
Weight:	130g
Power Supply:	(4) AAA 1.5V battery
Battery Life:	5yr (normal operation)
Operating Environment:	-10°C to 40° (Indoor Use Only)
Status Indicator:	Networked joined/Button triggered
Mounting:	Surface mounted, screw hole in backplate, cover can be removed, handheld
Warranty:	5 Years

WWD2-4IW

Dimensions:	114mm H x 70mm W x 36mm D
Weight:	130g
Power Supply:	(4) AAA 1.5V battery
Battery Life:	5yr (normal operation)
Operating Environment:	-10°C to 40° (Indoor Use Only)
Status Indicator:	Networked joined/Button triggered
Mounting:	Mounts into junction box
Warranty:	5 Years

PRODUCT CERTIFICATIONS



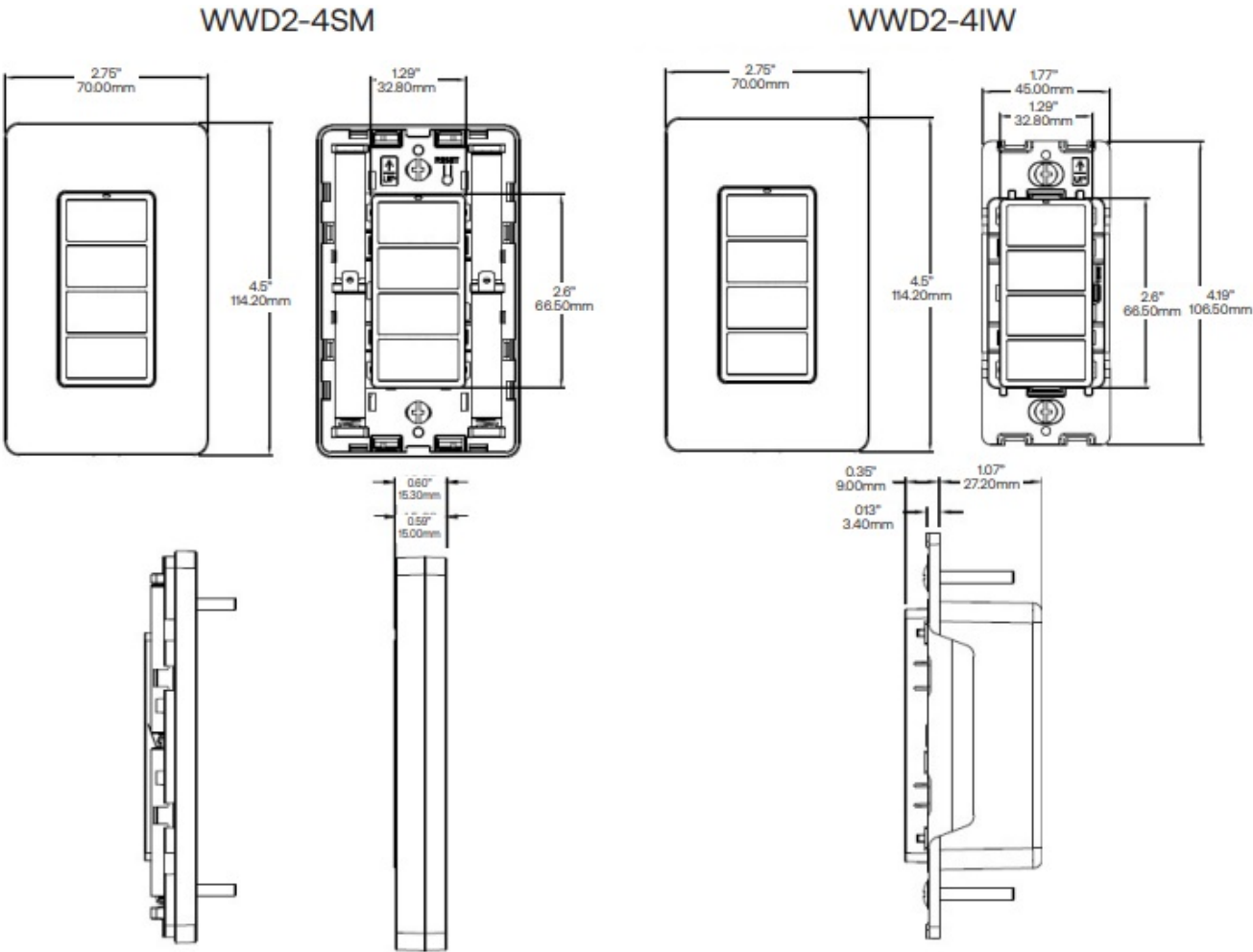
FCC ID: 2AS3F-WWD2SM
IC: 25008-WWD2SM
FCC ID: 2AS3F-WMD2IW
IC: 25008-WMD2IW



ORDERING INFORMATION

SKU	PRODUCT DESCRIPTION
WWD2-4SM	Daintree Wireless 4-button Surface Mount Scene Switch
WWD2-4IW	Daintree Wireless 4-button Wall Mount Scene Switch

DIMENSIONS



Button Functionality

First Button

Short press
Double short press
Hold

Second Button

Short press
Double short press
Hold

Third Button

Short press
Double short press
Hold

Forth Button

Short press
Double short press
Hold

Four Scene Personality

SCENE 1 turns ON

SCENE 2 turns ON

SCENE 3 turns ON

SCENE 4 turns ON

LED Indicator

Rapid flash (12 times per second) for up to 30 seconds	Device is trying to join a network
Solid ON for 10 seconds	Device successfully joined a network
Flashes once (100ms duration)	Device has been activated while in the network
Flashes ON 2 seconds every 30 seconds	Batteries need to be replaced
Flashes twice (100ms duration)	Device has entered dual zone personality mode
Flashes four times (100ms duration)	Device has entered four scene personality mode

gecurrent.com/controls-sensors/daintree-wireless-controls

© 2022 Current Lighting Solutions, LLC. All rights reserved. Information and specifications subject to change without notice. All values are design or typical values when measured under laboratory conditions.

Documents / Resources



[Daintree WWD2-4 Wireless 4 Button Scene Switch](#) [pdf] Owner's Manual
WWD2-4, Wireless 4 Button Scene Switch, WWD2-4 Wireless 4 Button Scene Switch, 4 Button Scene Switch, Scene Switch, Switch

References

- [C Commercial Lighting and Lighting Controls | Current - GLI Brands](#)