




DaiMi MZ-1350 PS4 Controller Paddles User Manual

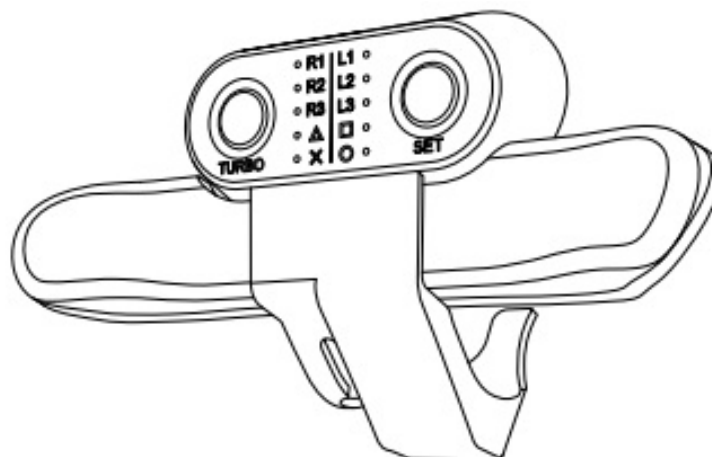
[Home](#) » [DaiMi](#) » DaiMi MZ-1350 PS4 Controller Paddles User Manual 

Contents

- [1 DaiMi MZ-1350 PS4 Controller Paddles](#)
- [2 Package included](#)
- [3 Electrical parameters](#)
- [4 Product electrical specifications](#)
- [5 Product introduction](#)
- [6 Function Setting](#)
- [7 Documents / Resources](#)
- [8 Related Posts](#)



DaiMi MZ-1350 PS4 Controller Paddles



Package included

- 1 X PS4 back button attachment
- 1 X User Manua

Electrical parameters

- Sleep current:Less than 30uA
- Working current:Less than 15mA

Product electrical specifications

- Power supply mode:EXT wired connection
- Working voltage:DC3.0-3.3V

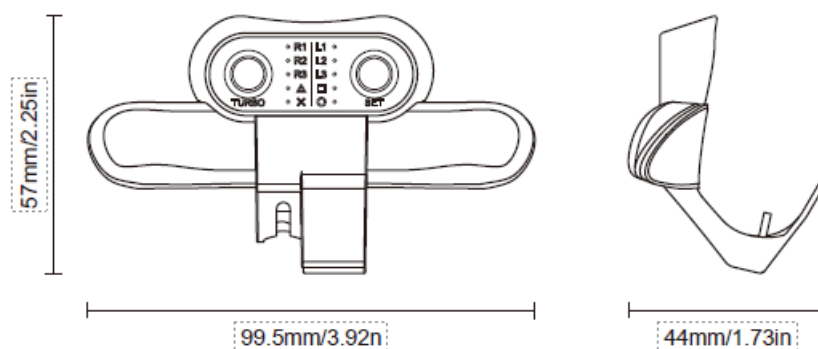
Product introduction

This product is a PS4 Controller Paddles handle extended button, you can customize the mapping of the button function on the back, support the TURBO burst function, plug and play, and bring users a different gaming experience.

Key composition

It is composed of 14 digital keys (Δ , \circ , \times , \square , R3, L3, R2, L2, R1, L1, TURBO, SET).

Product size




Function Setting

1. Long press the SET button for 2 seconds, and \times light flashes quickly.
2. Press the M1 or M2 (Press once to switch once) , lights flashing slowly in sequence (Flashing Sequence:
 $\times \rightarrow \circ \rightarrow \Delta \rightarrow \square \rightarrow R3 \rightarrow L3 \rightarrow R2 \rightarrow L2 \rightarrow R1 \rightarrow L1$)
3. When the target button is flashing, press the SET button,finish setting.

Note: the handle should also have programming and memory programming functions when it is not connected to Bluetooth state and charging state.

Documents / Resources

	DaiMi MZ-1350 PS4 Controller Paddles [pdf] User Manual MZ-1350, PS4 Controller Paddles, MZ-1350 PS4 Controller Paddles
---	---