



[Home](#) » [Dahua](#) » **dahua VIKYLIN Camera LED Brightness Setting Instructions** 



## Contents [ [hide](#) ]

- [1 dahua VIKYLIN Camera LED Brightness Setting](#)
- [2 Specifications](#)
- [3 Product Usage Instructions](#)
- [4 Frequently Asked Questions](#)
- [5 Documents / Resources](#)
  - [5.1 References](#)
- [6 Related Posts](#)




## dahua VIKYLIN Camera LED Brightness Setting

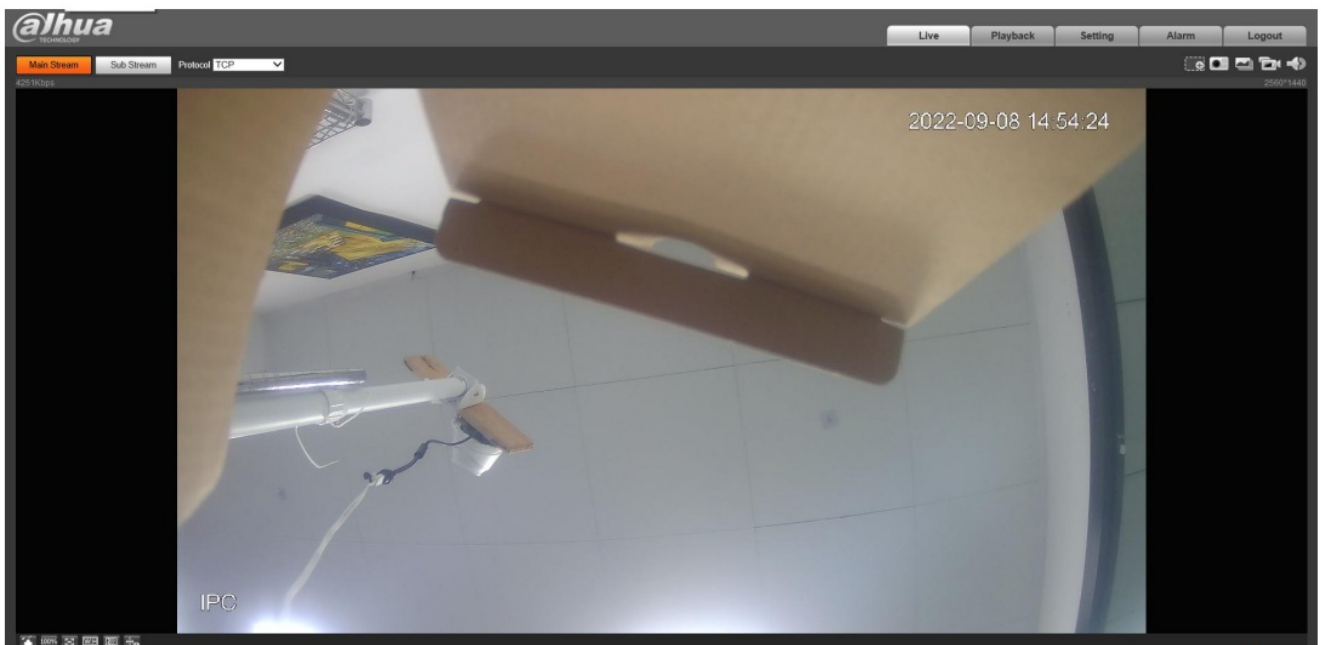


## Specifications

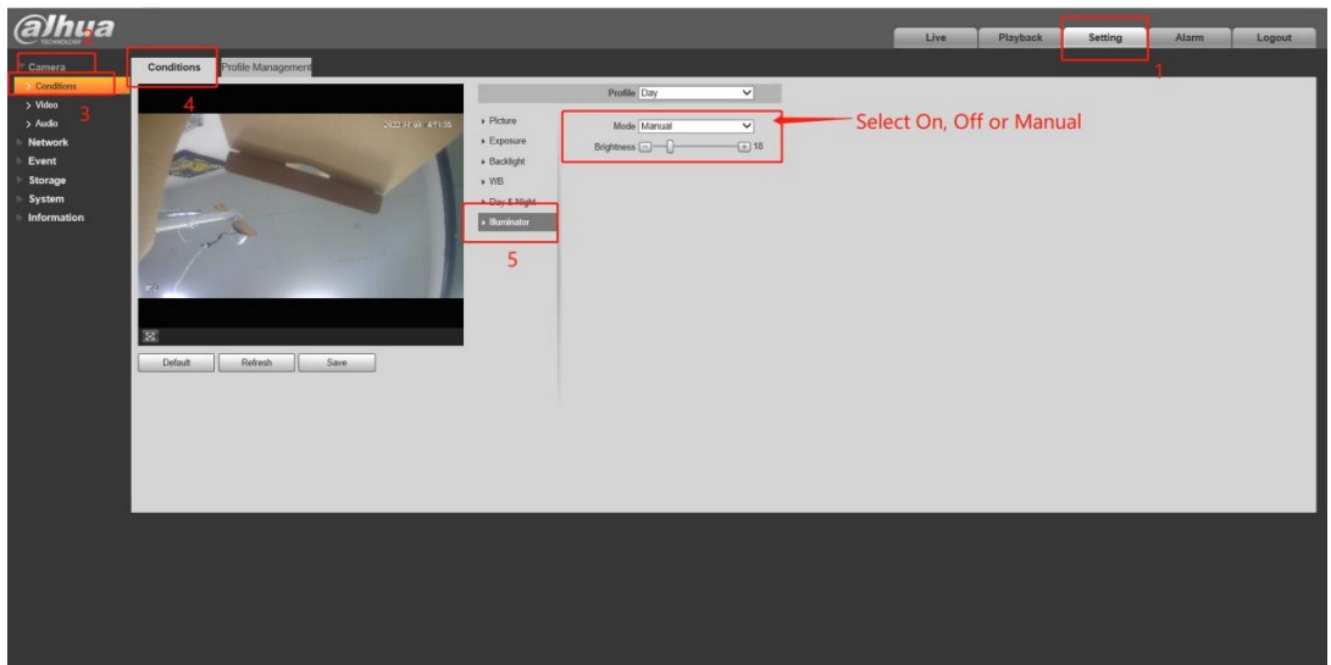
- Brand: Dahua
- Product: Camera
- Feature: LED brightness setting

## Product Usage Instructions

1. Use the “Config Tool ”  to search for the camera IP, open IE, and log in to the camera web page



2. Click “Setting-Camera-Conditions-Illuminator” to select the mode, on, off or manual



## Frequently Asked Questions

**Q: How do I find the IP address of my Dahua camera?**


A: You can use the Config Tool camera web page to search for the camera IP.  
Alternatively, check the camera’s user manual for instructions on finding the IP address.

**Q: What is the difference between ‘on’, ‘off’, and ‘manual’ LED brightness settings?**

A:

- ‘On’: LED brightness is set to maximum.
- ‘Off’: LED brightness is turned off.
- ‘Manual’: Allows you to adjust the LED brightness level manually according to your preference.



## Documents / Resources

	<a href="#">dahua VIKYLIN Camera LED Brightness Setting [pdf]</a> Instructions VIKYLIN Camera LED Brightness Setting, VIKYLIN, Camera LED Brightn ess Setting, LED Brightness Setting, Brightness Setting
---	---

## References

- [User Manual](#)

## Related Posts

	<a href="#">HIKVISION PG Camera LED Brightness Setting Instructions</a>  HIKVISION PG Camera LED Brightness Setting Product Information PG Camera LED Brightness Setting Specifications: Product Name: PG Camera...
	<a href="#">dahua HFW3549E-AS-LED-0280B Security Camera Instruction Manual</a>  dahua HFW3549E-AS-LED-0280B Security Camera installation instructions Ceiling Mount Junction Mount Pole Mount(Vertical)
	<a href="#">dahua HDBW5449R1-ZE-LED-2712 Full Color Camera Instruction Manual</a>  dahua HDBW5449R1-ZE-LED-2712 Full Color Camera installation instructions Ceiling MountJunction Mount Ceiling Mount Wall Mount Pole Mount(Vertical)



## [dahua IPC-HUM8531M-V-LED-0360B Cube Network Camera Installation Guide](#)

dahua IPC-HUM8531M-V-LED-0360B Cube Network Camera WHAT IN BOX INSTALLATION PLUGIN

■ Dahua

◆ Brightness Setting, Camera LED Brightness Setting, Dahua, LED Brightness Setting, VIKYLIN, VIKYLIN Camera LED Brightness Setting

—Previous Post

**[dahua P5D-5F-PV Dual Lens Pan Tilt Wi-Fi Camera User Guide](#)**

Next Post—

**[DAHUA NVR Installation Hard Disk and Recording Settings Instructions](#)**

---

## Leave a comment

Your email address will not be published. Required fields are marked \*

Comment \*

Name

Email

Website

☐ Save my name, email, and website in this browser for the next time I comment.

**Post Comment**

[Manuals+](#), [Privacy Policy](#) | [@manuals.plus](#) | [YouTube](#)

This website is an independent publication and is neither affiliated with nor endorsed by any of the trademark owners. The "Bluetooth®" word mark and logos are registered trademarks owned by Bluetooth SIG, Inc. The "Wi-Fi®" word mark and logos are registered trademarks owned by the Wi-Fi Alliance. Any use of these marks on this website does not imply any affiliation with or endorsement.