



dahua HDBW3X4X Series Security Camera User Guide

[Home](#) » [Dahua](#) » dahua HDBW3X4X Series Security Camera User Guide 

dahua HDBW3X4X Series Security Camera



The following guide enables you to set up the alarm output and the alarm delay time on **Wiz Sense** (Series 3) and **Wiz Mind** (Series 5 & 7) camera-only systems.

Series	Examples
DH-IPC-HF/HFW/HDW/HDBW3X4X Series	HFW3549T1-AS-PV
DH-IPC-HF/HFW/HDW/HDBW5X4X Series	HDW5241TM-ASE
DH-IPC-HF/HFW/HDW/HDBW7X4X Series	HFW5242H-ZE
	HDBW7442H-Z

System Version: V2.800.00AD000.0.R

Build Date: 2020-07-29

NB: The firmware version is based on the latest version when this document was created and may slightly differ from future versions, however this will not affect any of the functionality

Contents

1 TiOC HOW TO GUIDE

1.1 Setting up the alarm output and the alarm delay time

2 Documents / Resources

3 Related Posts

TiOC HOW TO GUIDE

Setting up the alarm output and the alarm delay time

Step 1: Log in to the camera, go to **Setting** > **Event** > **Alarm**.

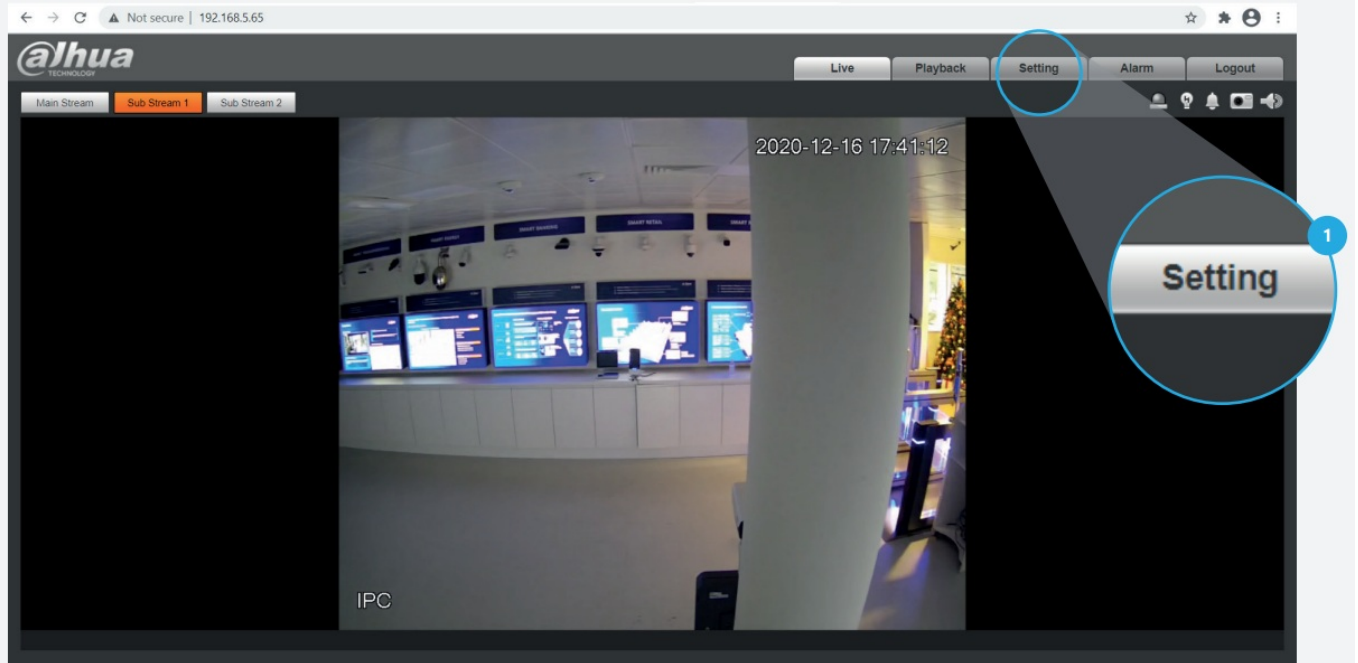





Figure 1: Start from the first page of the camera setup.

Note: You can click these icons   on the top right hand corner to test, enable or disable the light or alarm output on the live view page.

Step 2: Tick  "Enable" to activate the functions and adjust the related settings such as "Recording Delay" or "Alarm Delay".

Then, click  to save your settings.

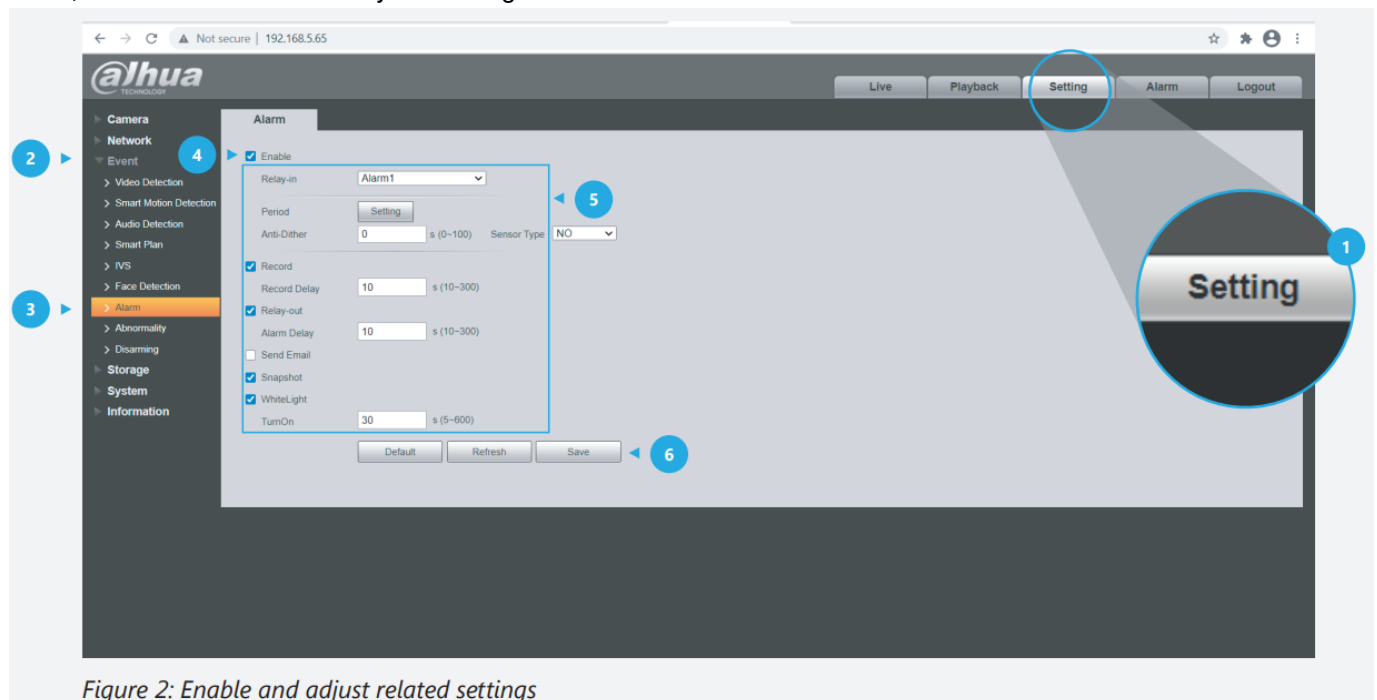


Figure 2: Enable and adjust related settings

Step 3: Check the alarm log.

Go to  >  and click , here you can check recordings that have been saved

and new settings for the alarm. You can check the alarms by searching “Events” by time period. *Click* each recording and you will find the type of Smart Motion Detection and more information.

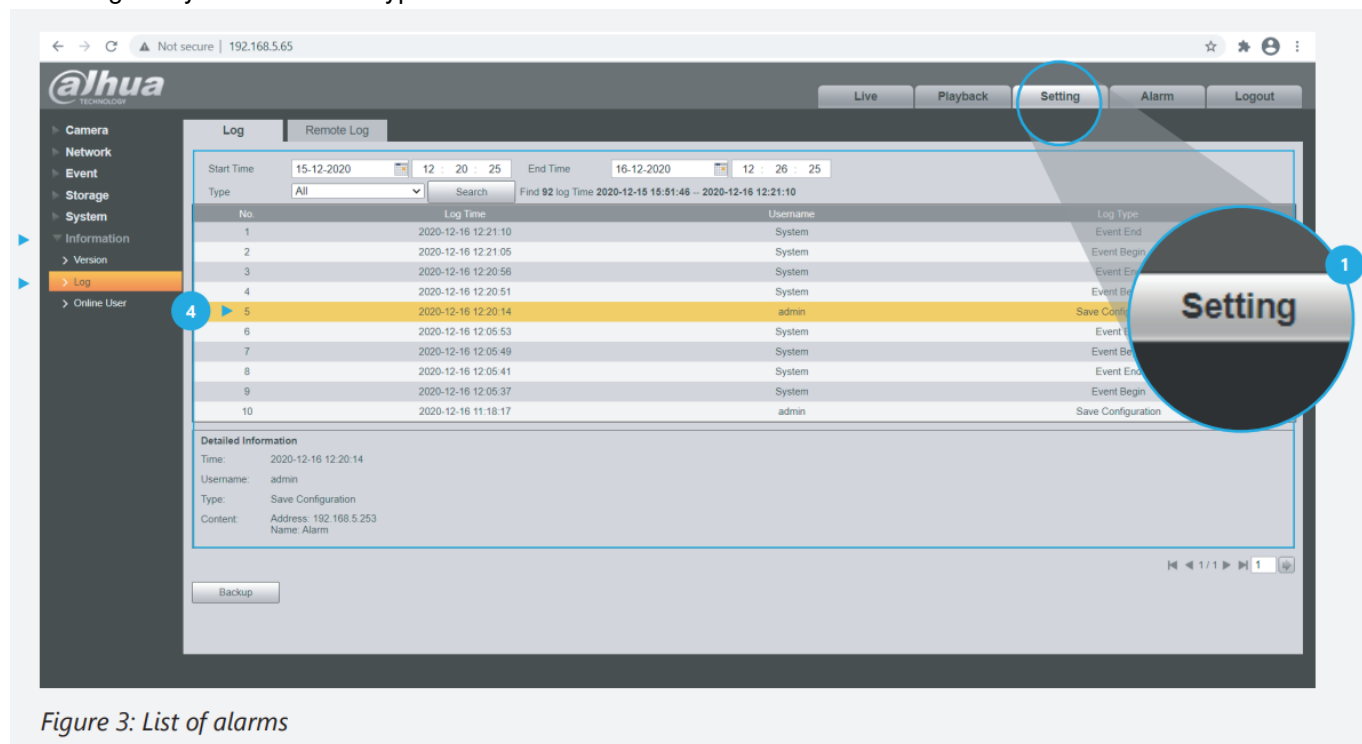


Figure 3: List of alarms

**Design and specifications are subject to change without notice*

DAHUA UK & IRELAND
 Quantum, 60 Norden Road, Maidenhead, Berkshire SL6 4AY
 Tel: +44 (0) 1628 613 500
sales.UK@dahuatech.com
support.UK@dahuatech.com

If you still encounter problems operating your Dahua device, please call **+44 (0)1628 613 500**



Documents / Resources

	<p>dahua HDBW3X4X Series Security Camera [pdf] User Guide DH-IPC-HF-HFW-HDW, HDBW3X4X Series, HDBW3X4X Series Security Camera, HDBW3X4X Series, Security Camera, Camera</p>
--	--