



daganm KVM-EXTEND38 4K60Hz HDMI KVM Extender User Manual

[Home](#) » [daganm](#) » daganm KVM-EXTEND38 4K60Hz HDMI KVM Extender User Manual 

Contents

- [1 daganm KVM-EXTEND38 4K60Hz HDMI KVM Extender](#)
- [2 Package Contents](#)
- [3 Compliance](#)
- [4 Features](#)
- [5 Specifications](#)
- [6 Components](#)
- [7 Installation Diagram](#)
- [8 Documents / Resources](#)

daganm

daganm KVM-EXTEND38 4K60Hz HDMI KVM Extender



Thank you for purchasing this product







For optimum performance and safety, please read these instructions carefully before connecting operating or adjusting this product. Please keep this manual for future reference.

Package Contents

Name	Qty
HDMI KVM Transmitter (TX, Local Unit)	1 PC
HDMI KVM Receiver (RX, Remote Unit)	1 PC
IR Emitter/Receiver	1 SET
Power Adapters	2 PCS
User Manual	1 PC

Compliance

This product is compliant with below standards

Standards		Versions
	HDMI	2.0
	HDCP	2.2
	CE	✓
	FCC	✓
	RoHS	✓
	WEEE	✓

Introduction

It is an USB based KVM Extender that features an HDMI Loop Out functionality, which enables to operate a computer on an UHD 4K HDMI monitor locally, while providing console access from a separate location at least 60m away. It extends the transmission range of 4K HDMI, USB keyboard & mouse control signals up to 60m (4K) or 100m (1080P), enabling users to place the computer system in a secure and temperature-controlled environment, which maybe isolated from users' workstation.

Features

- Using CAT6 cable to extend HDMI signal up to 60m by 4K, or 100m by 1080P;
- Bases on VESA Display Stream Compression (DSC) standard;
- UHD 4K HDMI loop out at Local Unit;
- Support USB consoles (USB keyboard, USB mouse, HDMI monitor);
- Support IR remote control;
- Support analog 3.5mm stereo audio signal extracted from the HDMI stream;
- Compliant with HDMI 2.0 HDCP 2.2 standards.

Specifications

Function	Description
----------	-------------

Connectors

Transmitter	Video Input	HDMI Type A (F) x1, black
	Video Output	HDMI Loop Out, HDMI Type A (F) x1, black
	USB In	USB 2.0 Type A (F) x1, black
	IR Out	20 – 60KHz, 3.5mm audio jack (F) x1
	Audio	Audio output, 3.5mm audio jack (F) x1
	Network Connector	RJ45 (F) x1
Power Input	DC Jack (black), 5V/1A	
Receiver	Video Output	HDMI Type A (F) x1, black
	Consoles	USB1.1 Type A (F) x2, black,
	IR In	20 – 60KHz, 3.5mm audio jack (F) x1
	Audio	Audio output, 3.5mm audio jack (F) x1
	Network Connector	RJ45 (F) x1
	Power Input	DC Jack (black), 5V/1A

Video

Max. Data Rate	18Gbps (6Gbps / lane)
Max. Pixel Clock	600MHz
Compliance	HDMI 2.0 HDCP 2.2
Max. Resolution	2160P@60Hz, 1080P@60Hz
Max. Distance	60m by 4K@60Hz 4:4:4, 100m by 1080P

Audio

Input	HDMI Type A (F) x1
Output	HDMI Type A (F) x1, 3.5mm analog audio jack (F) x2

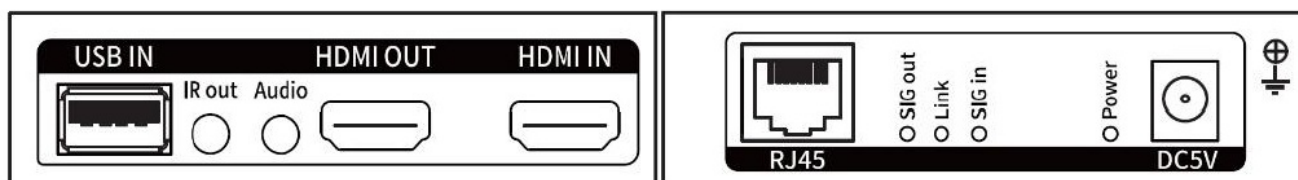
Control

IR	20 – 60KHz, 3.5mm audio jack (F)
----	----------------------------------

Consoles	USB keyboard, USB mouse
LEDs	
Transmitter	Power LED (red) x1, SIG In (blue) x1, SIG Out (blue) x1, Link (blue) x1, RJ45 (green/yellow) x1
Receiver	Power LED (red) x1, SIG Out (blue) x1, Link (blue) x1, RJ45 (green/yellow) x1
Environmental	
Operating Temp.	0 – 40°C
Humidity	5 – 85% RH, Non-Condensing
Physical Properties	
Housing	Metal
Weight	Transmitter 450g, Receiver 450g
Dimension (L x W x H)	Transmitter/Receiver: 122x89x24 mm
Power Adapters	Input: AC 100 – 240V 50/60Hz; Output: DC 5V/1A

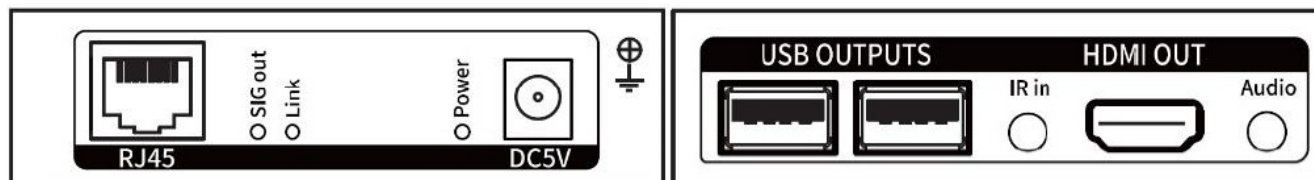
Components

Transmitter (TX, Local Unit) Panel



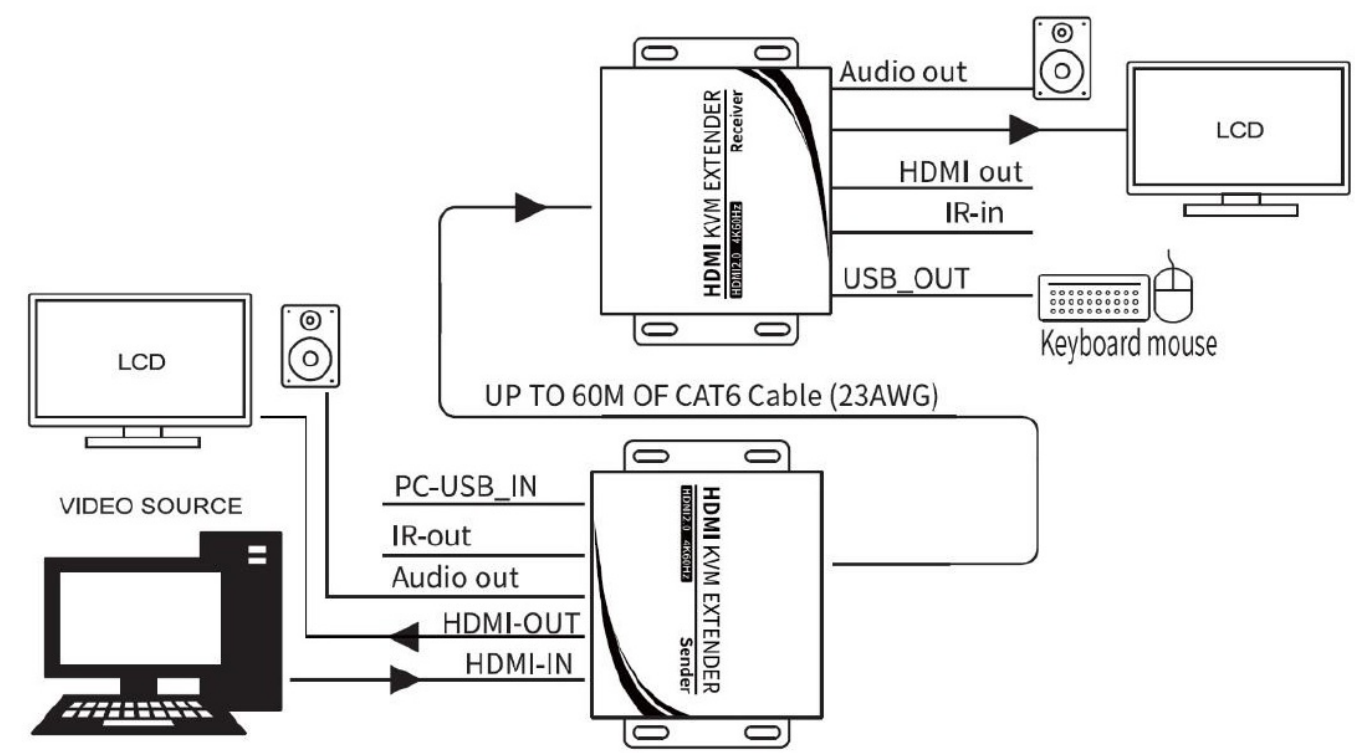
Name	Function Description
USB IN	Connects with a host computer
IR Out	Connects with an IR Emitter cable
Audio	Analog audio signal extracted from the HDMI stream, connects with a 3.5mm stereo speaker/headphone
HDMI OUT	Connects with a local 4K HDMI monitor
HDMI IN	Connects to a host computer's HDMI output port
RJ45	Connects to the Receiver/Remote Unit via a CAT6 cable
SIG Out	Blue LED flashes if the HDMI OUT port connected
Link	Always on blue LED means Transmitter function properly
SIG In	Blue LED lights up if the HDMI IN port connected
Power	Red LED lights up if power on
DC5V	Connects with a power adapter, 5V1A
	Ground Interface

Receiver (RX, Remote Unit) Panel



Name	Function Description
RJ45	Connects with the Transmitter via a CAT6 cable
SIG Out	Blue LED flashes if an HDMI monitor connected
Link	Always on blue LED means the Receiver function properly
Power	Red LED lights up if power on
DC5V	Connects with a power adapter, 5V1A
	Ground Interface
USB OUTPUTS	Connects with an USB keyboard, an USB mouse. USB1.1
IR In	Connects with an IR Receiver cable
HDMI OUT	Connects with an HDMI monitor
Audio	Analog audio signal extracted from the HDMI stream, connects with a 3.5mm stereo speaker/headphone

Installation Diagram



Documents / Resources

 <p>4K60Hz HDMI KVM Extender Up to 60Meters (200 Feet) Cat6 HDMI KVM-EXTEND38</p>	<p>daganm KVM-EXTEND38 4K60Hz HDMI KVM Extender [pdf] User Manual KVM-EXTEND38, KVM-EXTEND38 4K60Hz HDMI KVM Extender, 4K60Hz HDMI KVM Extender, HDMI KVM Extender, KVM Extender, Extender</p>
--	--