



dadada Toddler Tower Instruction Manual

[Home](#) » [dadada](#) » **dadada Toddler Tower Instruction Manual** 

Contents

- [1 dadada Toddler Tower](#)
- [2 Product Information](#)
- [3 Product Usage Instructions](#)
- [4 What makes us special](#)
- [5 Parts List](#)
- [6 Instructions](#)
- [7 Maintenance](#)
- [8 Limited Warranty](#)
- [9 Customer Service](#)
- [10 Documents / Resources](#)
 - [10.1 References](#)
- [11 Related Posts](#)

dadada®

dadada Toddler Tower



Product Information

The Toddler Tower is a modern nursery furniture designed with baby's first moments in mind. It is made with quality construction that spans generations and provides a trusted foundation for precious memories. The toddler tower is manufactured in Italy using thoughtfully controlled manufacturing processes in certified factories. It comes with a one-year warranty to protect against product failure or damage. The paints and stains used are always lead and phthalate free, meeting strict safety standards. The materials used are sustainably sourced hardwoods that are both aesthetically beautiful and durable.

The Toddler Tower is GREENGUARD GOLD Certified for indoor-air-emissions testing, ensuring it exceeds stringent requirements for indoor air quality. It is designed to be used by only one child at a time and should be stored away and out of reach of children when not in use.

Product Usage Instructions

1. Before starting the assembly, we highly recommend watching the instructional video on the official website: dadadababy.com
2. Place a soft surface such as carpet or a blanket to assemble the Toddler Tower on.
3. Carefully check all the parts listed in the Parts List to ensure you have everything needed for assembly. If any parts are missing or faulty, contact the Customer Care team using the provided contact information.
4. Use the required tools for assembly, which are not included in the package.
5. Follow the provided assembly instructions, referring to the numbered steps and corresponding diagrams.

6. Once you have assembled the Toddler Tower, double-check that all parts are in the correct position and tighten all screws.

We believe every family deserves beautiful spaces, quality construction that spans generations, and the peace of mind that comes with knowing their baby is at the center of everything we do.

dadada is modern nursery furniture designed with baby's first moments in mind. From form to function, base materials to baby-safe finishes, each piece is created to grow alongside little ones and provide parents with a trusted foundation for their family's most precious memories.

What makes us special



thoughtfully controlled manufacturing

- all our cribs are manufactured in Italy in well-established, certified factories that use state-of-the-art modern technologies.



baby-safe finishes

- our paints and stains are ALWAYS lead and phthalate free, and meet strict juvenile and industry safety standards.



sustainably sourced, durable materials

- we use hardwoods that are not only aesthetically beautiful, but also strong enough to last generations, reducing the amount of disposable furniture that finds its way to our landfills.

one-year warranty on our toddler towers

- we guarantee the quality of our products and offer a limited warranty to protect you against product failure or damage.



affordable luxury

- we sell our modern, beautifully designed pieces at attainable prices because we believe that every baby deserves the absolute best in design.



GREENGUARD GOLD Certified Cribs

- for indoor-air-emissions testing according to stringent requirements exceeding the State of California indoor air quality for schools and GA standards.

learn more on our website



Thank you for purchasing our product. Please follow these assembly instructions carefully – they will save you time and make assembly easier and prevent possible damage to your new dadada furniture. We strongly recommend assembling this unit on a soft surface, like carpet or a blanket. When moving dadada furniture, always lift the product off the floor. Dragging or sliding the furniture can both damage the product and scratch your floors.

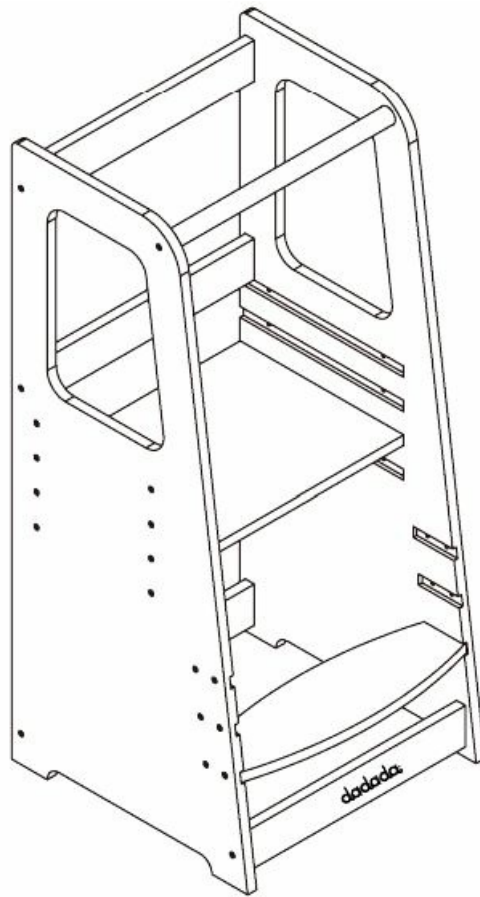
CAUTION

- READ ALL INSTRUCTIONS BEFORE USING THIS PRODUCT.
- KEEP THESE INSTRUCTIONS FOR FUTURE USE.
- YOUR CHILD MUST BE UNDER PARENTAL SUPERVISION AT ALL TIMES WHEN USING THIS PRODUCT.
- THIS PRODUCT IS DESIGNED TO BE USED BY ONLY ONE CHILD AT A TIME.
- ENSURE THAT THE PRODUCT IS STORED AWAY AND OUT OF REACH OF CHILDREN WHEN NOT IN USE.

Before you start to assemble, we highly recommend watching the instructional video on our website:
dadadababy.com



Your baby's first toddler tower



Parts List

Please check to make sure you have all parts listed here before assembling. For any missing or faulty parts, please contact our Customer Care team. Customer Care contact info can be found on the last page of this manual.

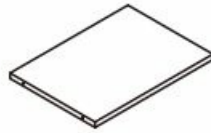
1 x1



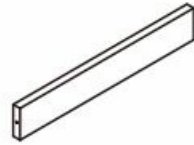
2 x1



3 x1



4 x4



5 x1



6 x1



A x14



B x4



C x8



- A +2 Extra
- B +1 Extra
- C +2 Extra

Tools Required for Assembly

(not included)



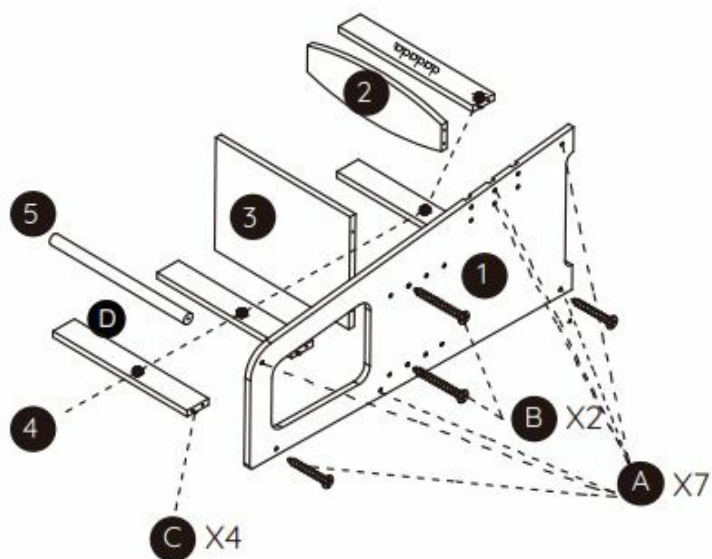
Instructions

1

A x7

B x2

C x4

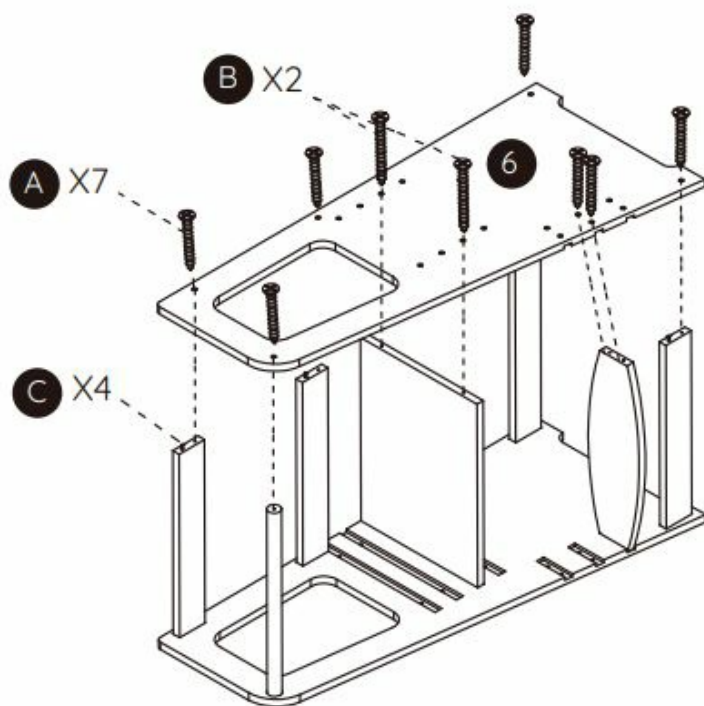


2

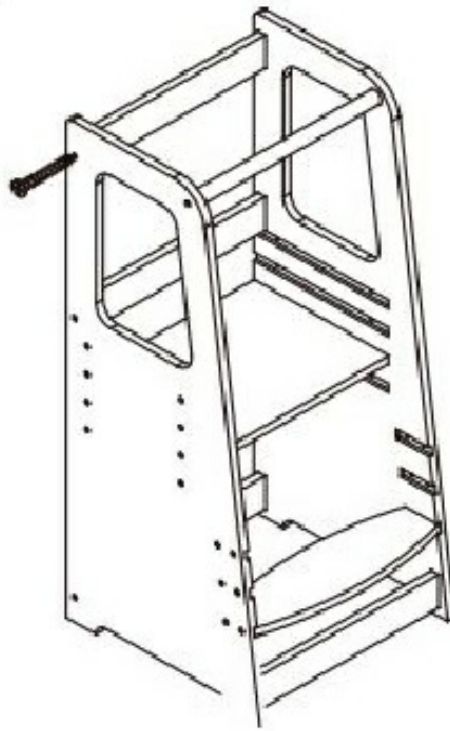
A x7

B x2

C x4

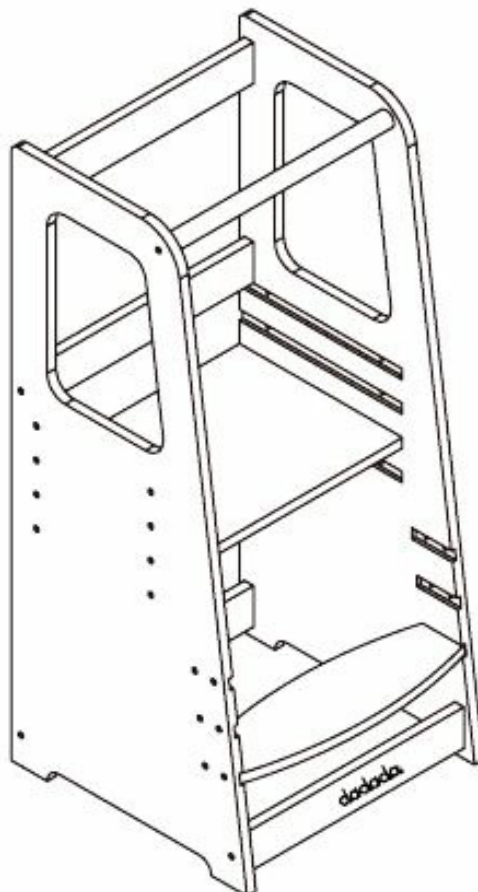


3



- Once you've assembled your Toddler Tower, double check to make sure all parts are in the correct position. lighten all screws.

Finish



Maintenance

- Regular care, cleaning, and maintenance will extend the life of your furniture.
- dadada furniture should not be exposed to direct sunlight, extreme temperatures, or moisture, as this can result in irreparable damage.
- In case of water splashes, remove water immediately and wipe.
- If cleaning is needed, use only a soft, clean cloth, lightly dampened with water.
- Never use abrasive agents or solvents.
- Do not scrub, scratch, or chip the finish.
- **Limits of warranty:** The use of cleaning agents such as chemicals, scouring powders, or other aggressive formulas can damage the furniture and will void the warranty.

Limited Warranty

1-YEAR WARRANTY

- We guarantee this product for a period of 1 year from date of purchase.
- The warranty covers any product failure which may occur due to manufacturing fault.
- The warranty does NOT include normal wear and tear, or parts that are damaged due to incorrect installation and assembly, misuse, or neglect.
- The specific legal rights of this warranty may vary from state to state.
- Some states do not allow any exclusion or limitation of incidental damages.
- Some states do not allow limitation on how long an implied warranty lasts.

Customer Service

For any missing or faulty parts

- Please re-check your packaging to ensure that parts are missing, then contact our Customer Care team using the contact info below.

Our Care team will need the following information:

- Copy of your receipt
- Model number of the unit purchased
- Description/part number of the missing or faulty part
- Quantity of the parts needed

dadada Customer Care team contact information:


- **Website:** dadadababy.com
- **Phone number:** (800) 722-5798
- **Email address:** service@dadadababy.com

Follow us on instagram

- @dadadababyusa



Documents / Resources

	<p>dadada Toddler Tower [pdf] Instruction Manual Toddler Tower, Toddler, Tower</p>
---	--

References

- — [dadada | your baby's first – dadada baby](#)