



Contents [[hide](#)]

- [1 Dacoity PC232A Gaming Keyboard](#)
- [2 Introduction](#)
- [3 Packing List](#)
- [4 Operation Guides](#)
- [5 Shortcut Keys](#)
- [6 Independent Multimedia Keys Instruction left.t](#)
- [7 Backlight Mode Switch](#)
- [8 Features](#)
- [9 FCC STATEMENT](#)
- [10 FREQUENTLY ASKED QUESTIONS](#)
- [11 References](#)



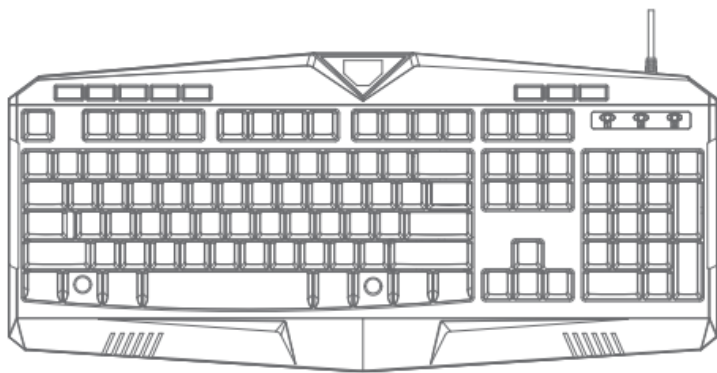
Dacoity PC232A Gaming Keyboard



Introduction

With the Dacoity PC232A game Keyboard, a full-size USB-A wired keyboard made for PCs, Macs, Xboxes, and game consoles, you can improve both your typing and gaming experiences. This keyboard, which retails for **\$26.99**, blends outstanding performance, comfort, and style. To fit their gaming setup or mood, players can select from seven single-colour variations or rainbow effects when using RGB backlighting. It is perfect for extended gaming sessions or professional work because of its silent, volcano-style keys, which deliver a haptic typing experience even after millions of clicks. Up to 25 keystrokes can be made simultaneously with anti-ghosting technology, guaranteeing accurate gaming response. In addition to oil-sprayed keycaps and watertight drainage holes for spill protection, the ergonomic design features a wrist rest and non-slip feet for comfortable operation. For gamers, office workers, and multimedia enthusiasts looking for a dependable, fashionable, and long-lasting keyboard, the Dacoity PC232A is ideal because it has eight multimedia keys, twelve shortcut sets, and plug-and-play capabilities.

Packing List



X 1



X 1

Operation Guides

Fetch the keyboard and plug the USB connector into the USB port of your computer. It takes about 3 seconds to install the driver. Then, it begins to serve.

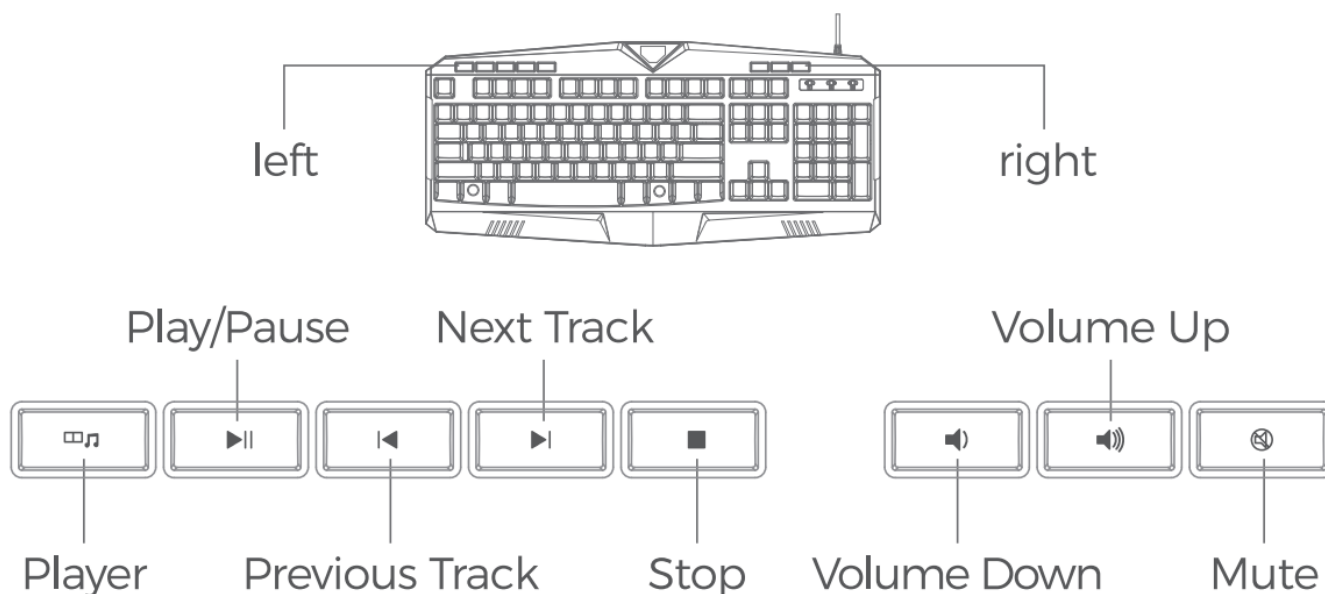
Shortcut Keys

Key Combination	Function
Fn+F1	Player
Fn+F2	Volume Down
Fn+F3	Volume Up
Fn+F4	Mute
Fn+F5	Stop
Fn+F6	Previous Track
Fn+F7	Play/Pause
Fn+F8	Next Track
Fn+F9	Email
Fn+F10	Homepage
Fn+F11	My Computer

FN+Win: Lock Win Function

1. Press the FN+Win buttons, the LED indicator turns on, and the Win function is locked.
2. Press the FN+Win buttons. The LED indicate, turns off, and the Win function is unlocked.






Independent Multimedia Keys Instruction left.t



NOTE:

The multimedia function of the keyboard is not available for Mac OS

Backlight Mode Switch

Fn+ 	7-Color Constant Lighting Mode (Repress the buttons to switch the lighting color)
Fn+ 	7-Color Marquee Chasing Lighting Mode/7-Color Breathing Lighting Mode
Fn+ 	Single-Color Constant Lighting Mode (Repress the buttons to switch the lighting color)
Fn+ 	Single-Color Breathing Lighting Mode (Repress the buttons to switch the lighting color)
Fn+ 	Gradient Lighting Mode
Fn+ 	Backlight On/Off

Backlight Effect Control

Fn+ 	Backlight Lightness Increase
Fn+ 	Backlight Lightness Decrease
Fn+ 	Speed Up the Backlight Changing
Fn+ 	Speed Down the Backlight Changing

Features

- **Full-Size Keyboard:** Includes 104 keys with a numeric keypad, offering complete functionality for typing, data entry, and gaming.
- **RGB Backlit:** Features vibrant seven-color rainbow lighting along with seven single-

color options, allowing you to personalize your keyboard and create an immersive experience.

- **Adjustable Brightness:** Customize the backlight intensity to suit your environment, whether you're working in bright daylight or a dimly lit room.
- **Quiet Keys:** Equipped with volcano-style keys for a silent yet tactile typing experience, perfect for offices, gaming, or shared spaces.
- **Durable Key Lifespan:** Designed to withstand millions of keystrokes, ensuring long-lasting performance even under heavy use.
- **Anti-Ghosting Technology:** Supports up to 25 simultaneous key presses, making it ideal for fast-paced gaming and complex commands without input errors.
- **Win-Lock Function:** FN+Win key locks the Windows key to prevent accidental interruptions during gaming or focused work sessions.
- **Ergonomic Wrist Rest:** Built-in wrist support provides comfort and reduces strain during extended typing or gaming sessions.
- **Non-Slip Feet:** Keeps the keyboard securely in place on your desk, preventing unwanted movement during intense use.
- **Oil-Sprayed Keycaps:** Specially coated keycaps reduce finger slippage caused by sweat, ensuring a smooth typing or gaming experience.
- **Waterproof Design:** Cleverly designed drainage holes protect against accidental spills, giving extra durability and peace of mind.
- **8 Multimedia Keys:** Quick access to volume controls, play/pause, and other essential functions, enhancing convenience and productivity.
- **12 Shortcut Sets:** Predefined shortcut sets help streamline workflows and improve control during gaming or multitasking.
- **Plug-and-Play:** No software installation is needed—simply connect and start using immediately on any compatible device.
- **Wide Compatibility:** Works seamlessly with Windows, Mac, Xbox, and most gaming consoles, making it versatile for multiple setups.

FCC STATEMENT

Operation is subject to the following two conditions:

1. This device may not cause harmful interference, and
2. This device must accept any interference received, including interference that may

cause undesired operation.

Note:

This equipment has been tested and rounded to comply with the limits for a Class B digital device. Pursuant to part 15 of the FCC Rules. These limits are designed to provide reasonable protection against harmful interference in a residential installation. This equipment generates, uses and can radiate radio frequency energy, and, if not installed and used in accordance with the instructions, may cause harmful interference to radio communication., However. There is no guarantee that interference will not occur in a particular installation. If this equipment does cause harmful interference to radio or television reception, which can be determined by turning the equipment off and on user is encouraged to try to correct the interference by one or more of the following measures:

- Reorient or relocate the receiving antenna.
- Increase the separation between the equipment and receiver.
- Connect the equipment into an outlet on a circuit different from that to which the receiver is connected.
- Consult the dealer or an experienced radio/TV technician for help.

FREQUENTLY ASKED QUESTIONS

What is the Dacoity PC232A Gaming Keyboard?

The Dacoity PC232A Gaming Keyboard is a full-size wired keyboard with RGB backlit keys, silent tactile keys, ergonomic wrist rest, anti-ghosting technology, multimedia keys, and waterproof design for gaming, office, and PC/Mac use.

Which devices are compatible with the Dacoity PC232A Gaming Keyboard?

The Dacoity PC232A Gaming Keyboard works with PCs, Macs, Xbox, and gaming consoles, supporting Windows 95 through Windows 10, while multimedia keys may not be functional on Mac devices.

How do I adjust the RGB backlight on the Dacoity PC232A Gaming Keyboard?

The Dacoity PC232A Gaming Keyboard allows 7-color backlight effects and 7 single-color variations. Brightness can be adjusted, or you can turn off the backlight instantly with a key press.

Does the Dacoity PC232A Gaming Keyboard support anti-ghosting?

Advanced anti-ghosting technology on the Dacoity PC232A Gaming Keyboard allows up to 25 simultaneous key presses for accurate and fast gaming responses.

How do I lock the Windows key on the Dacoity PC232A Gaming Keyboard?

Press FN+Win to activate the Windows key lock function on the Dacoity PC232A Gaming Keyboard, preventing accidental interruptions during gaming.

What ergonomic features does the Dacoity PC232A Gaming Keyboard have?

It includes an ergonomic wrist rest, non-slip feet, and an angled design to reduce fatigue during long gaming or typing sessions.

What should I do if some keys on the Dacoity PC232A Gaming Keyboard are not responding?

Check the USB connection, ensure the cable is secure, test on another port, and restart your device. If issues persist, clean the keys and verify no debris is blocking key presses.

DOWNLOAD THE PDF LINK: [Dacoity PC232A Gaming Keyboard User Manual](#)

References

- [User Manual](#)

Leave a comment

Your email address will not be published. Required fields are marked *

Comment *

Name

Email

Website

☐ Save my name, email, and website in this browser for the next time I comment.

Post Comment

Search:

Search

[Manuals+](#) | [Upload](#) | [Deep Search](#) | [Privacy Policy](#) | [@manuals.plus](#) | [YouTube](#)

This website is an independent publication and is neither affiliated with nor endorsed by any of the trademark owners. The "Bluetooth®" word mark and logos are registered trademarks owned by Bluetooth SIG, Inc. The "Wi-Fi®" word mark and logos are registered trademarks owned by the Wi-Fi Alliance. Any use of these marks on this website does not imply any affiliation with or endorsement.