



D-D The Aquarium Solution OTM-BRACKET Rail System Owner's Manual

[Home](#) » [D-D The Aquarium Solution](#) » D-D The Aquarium Solution OTM-BRACKET Rail System Owner's Manual



D-D The Aquarium Solution OTM-BRACKET Rail System Owner's Manual



Contents

- [1 Included in the OTM-BRACKET](#)
- [2 Installation Instructions](#)
- [3 Documents / Resources](#)
- [4 Related Posts](#)

Included in the OTM-BRACKET

- 2 x Tank mount bracket



- 4 x Self adhesive cable clips



- 2 x Black 16mm M5 screw



- 8 x Black 16mm M4 screw



- 2 x M5 nylon washer



- 2 x M5 Nylock nut



- 4 x Plastic spreader caps



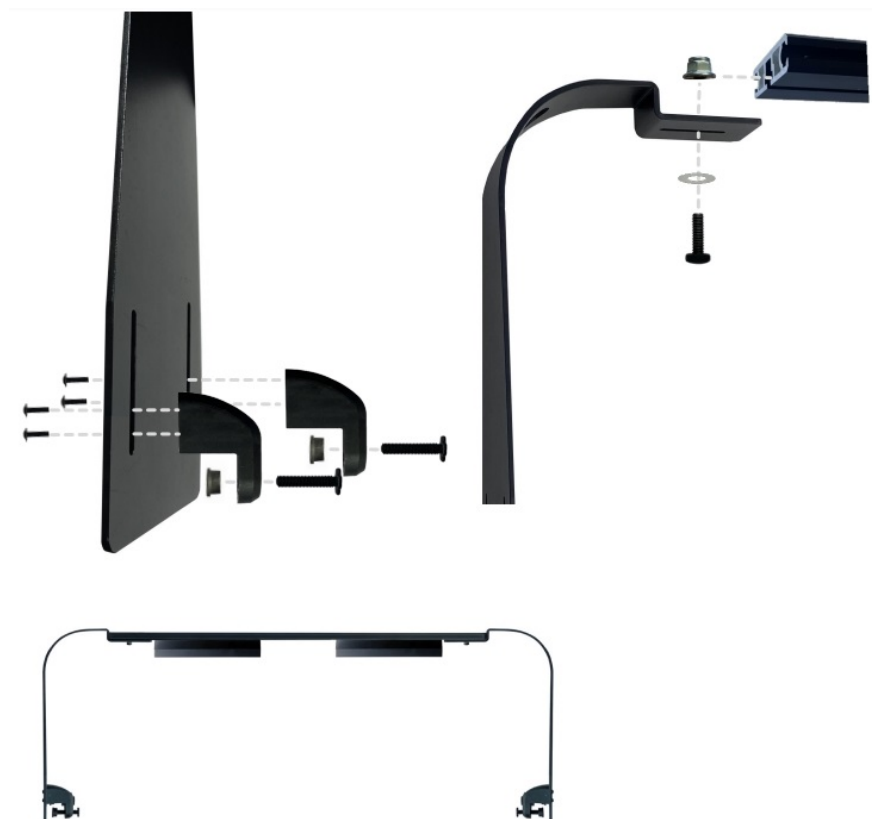
- 4 x Plastic Screws




- 4 x Plastic feet

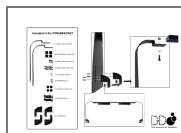


Installation Instructions





Documents / Resources



[D-D The Aquarium Solution OTM-BRACKET Rail System](#) [pdf] Owner's Manual
OTM-BRACKET Rail System, OTM-BRACKET, Rail System

Manuals+.