



## D Addario PW-CT-12 Micro Tuner Instructions

[Home](#) » [D ADDARIO](#) » D Addario PW-CT-12 Micro Tuner Instructions 



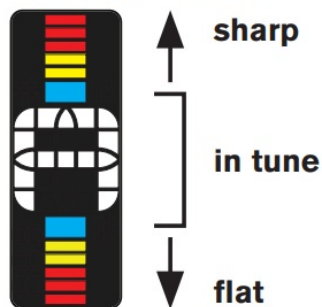
### Contents

- [1 MICRO TUNER](#)
- [2 Documents / Resources](#)
- [3 Related Posts](#)

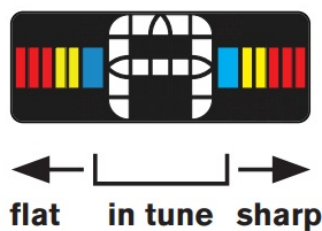
### MICRO TUNER

The feature-packed tuner your audience will never see. This highly accurate tuner features a full-color display with four selectable viewing angles (2 vertical, 2 horizontal) in a housing that blends with the aesthetics of any instrument. The advanced tuning algorithms allow you to tune in noisy environments, while the ratchet clamp securely attaches to the instrument to hang tight during live performance. It's so small, convenient and accurate, you'll want one for every instrument you own!

## Vertical View



## Horizontal View




**Orientation Button:**  
Scroll through four viewing angles.

**Cursor Buttons:**  
Adjust tuner calibration from 410 to 480Hz.

**Power Button:** Toggle tuner on and off. Tuner automatically powers off after 10 minutes.

## Documents / Resources

	<p><a href="#">D Addario PW-CT-12 Micro Tuner</a> [pdf] Instructions PW-CT-12 Micro Tuner, PW-CT-12, Micro Tuner, Tuner</p>
--	---