



CYPRESS WPS-QPL01T QuattroPod Lite Wireless Presentation System User Guide

[Home](#) » [Cypress](#) » CYPRESS WPS-QPL01T QuattroPod Lite Wireless Presentation System User Guide 

*CYPRESS WPS-QPL01T QuattroPod Lite Wireless
Presentation System User Guide*

QuattroPod Lite

Quick Start Guide

Model No. : WPS-QPL01T

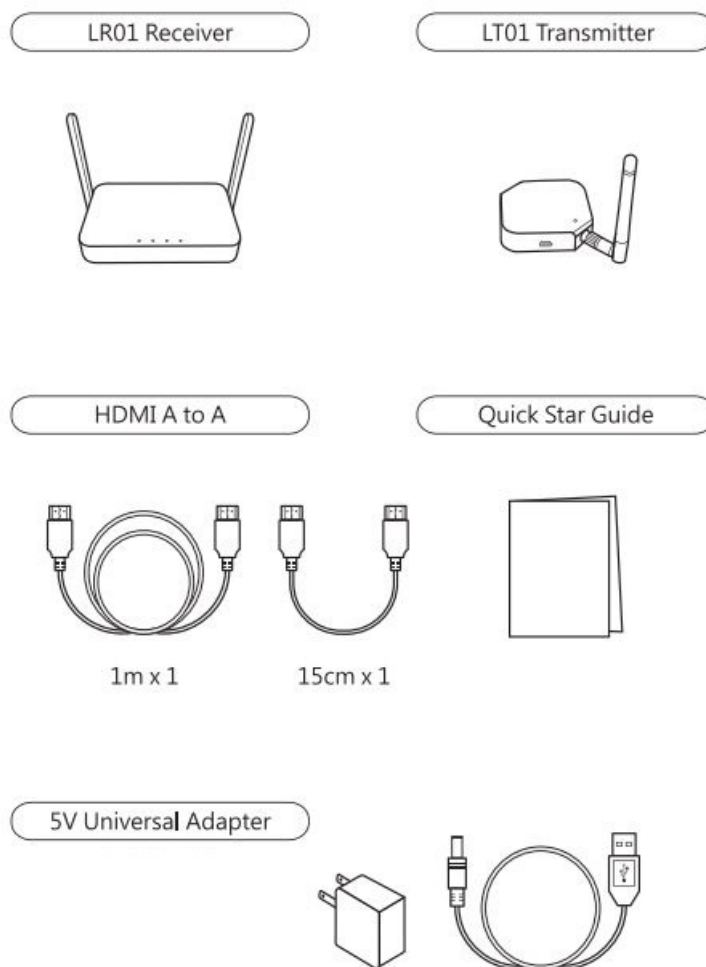
V1.0

Contents

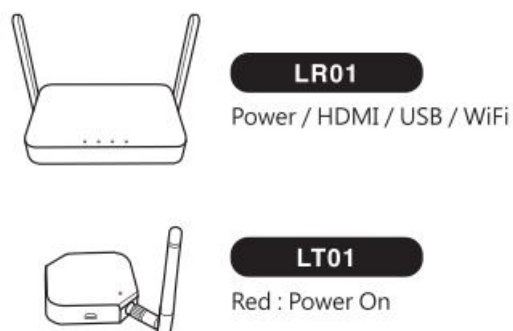
- [1 What's in the box?](#)
- [2 LED Status](#)
- [3 QuattroPod Receiver](#)
- [4 QuattroPod Transmitter](#)
- [5 Documents / Resources](#)
- [6 Related Posts](#)

What's in the box?

Standard Package



LED Status

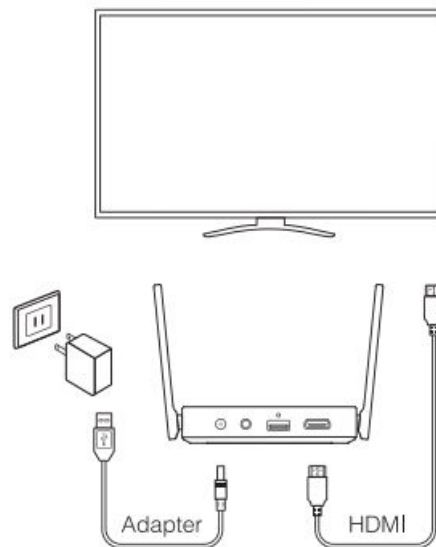


Please pay attention to following items while operating our products :

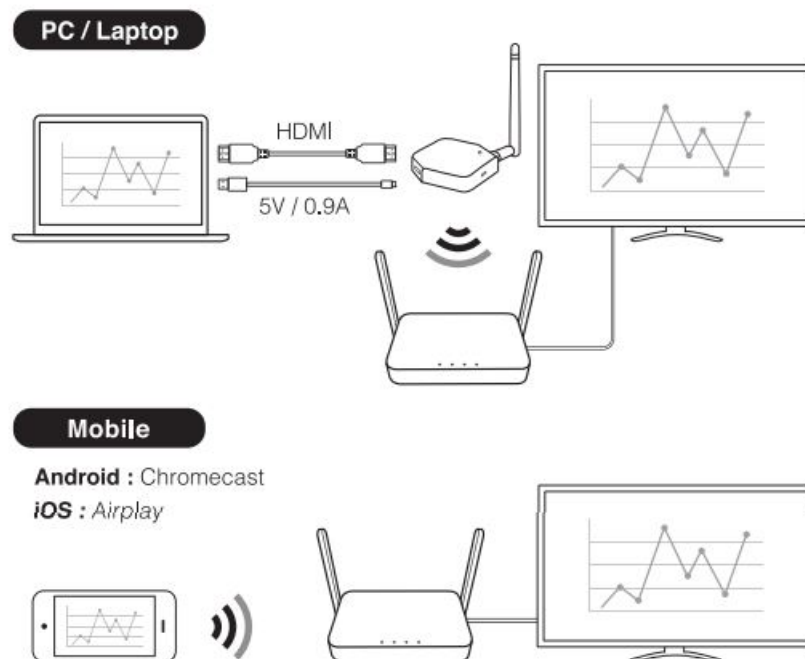
- Keep the product away from water
- Please do not open or repair it by yourself
- Please use the attached enclosures only
- Do not put or install the product under direct sunlight
- Do not use it under stormy days

- Prevent this product from falling, dropping or crashing
- Do not cover or block the vent of the product
- Keep the ambient temperature under 40 degrees while operation
- Keep products away high humid environment
- Make sure all cables are connected correctly before turn on power
- Prevent all cables, adapter, and product from being stepped and squeezed
- If you need to clean the surface of the product, please unplug power and use a piece of clean & dry cloth

QuattroPod Receiver



QuattroPod Transmitter



Google home users:

Chromecast :

1. Open Wifi setting and connect your device to LR01
2. Go to Google Home app and find LR01 device
3. Select “cast my screen” to mirror

*Please be noted you will need to set up LR01 's WiFi to external router for internet capability prior to Chromecast function.

Android APK :

1. Download QuattroPod apk from [Google Play](#) or from LR01 's web page.
2. Keep your device's connection to LR01 over Wifi.
3. Open QuattroPod apk, and click the central mirror button to cast.

FCC STATEMENT

1. This device complies with Part 15 of the FCC Rules. Operation is subject to the following two conditions:
 - (1) This device may not cause harmful interference.
 - (2) This device must accept any interference received, including interference that may cause undesired operation.
2. Changes or modifications not expressly approved by the party responsible for compliance could void the user's authority to operate the equipment.

NOTE: This equipment has been tested and found to comply with the limits for a Class B digital device, pursuant to Part 15 of the FCC Rules. These limits are designed to provide reasonable protection against harmful interference in a residential installation.

This equipment generates uses and can radiate radio frequency energy and, if not installed and used in accordance with the instructions, may cause harmful interference to radio communications. However, there is no guarantee that interference will not occur in a particular installation. If this equipment does cause harmful interference to radio or television reception, which can be determined by turning the equipment off and on, the user is encouraged to try to correct the interference by one or more of the following measures:

Reorient or relocate the receiving antenna.

Increase the separation between the equipment and receiver.

Connect the equipment into an outlet on a circuit different from that to which the receiver is connected.

Consult the dealer or an experienced radio/TV technician for help.

FCC Radiation Exposure Statement

The device has been tested and in compliance with SAR limits. This equipment should be installed and operated with minimum distance 0mm between the radiator & your body. SAR: 0.346 W/KG

©2020 Actions Microelectronics Co., Ltd. All right reserved. Quattro Pod or Quattro are trademarks of Actions Microelectronic Co., Ltd., registered in China and other countries. Other product and company names mentioned herein may be trademarks other respective companies.

©2020 Actions Microelectronics Co., Ltd.: Quattro~ Quattro Pod Actions

Documents / Resources

	CYPRESS WPS-QPL01T QuattroPod Lite Wireless Presentation System [pdf] User Guide WPS-QPL01T, WPSQPL01T, 2AZ6L-WPS-QPL01T, 2AZ6LWPSQPL01T, WPS-QPL01T QuattroPod Lite Wireless Presentation System, QuattroPod Lite, Wireless Presentation System
--	---

[Manuals+](#).