 cybex
521003831
Stroller Priam
Jeremy Scott
Wings



cybex 521003831 Stroller Priam Jeremy Scott Wings User Manual

[Home](#) » [CYBEX](#) » cybex 521003831 Stroller Priam Jeremy Scott Wings User Manual 

Contents

- [1 cybex 521003831 Stroller Priam Jeremy Scott Wings](#)
- [2 Product Usage Instructions](#)
- [3 SAFETY RULES](#)
- [4 SAFETY INSTRUCTIONS](#)
- [5 MAINTENANCE AND CLEANING](#)
- [6 WARRANTY CONDITIONS](#)
- [7 Documents / Resources](#)
 - [7.1 References](#)



cybex 521003831 Stroller Priam Jeremy Scott Wings



Product Specifications:

- **Color:** Varies
- **Material:** Varies
- **Recommended Age:** Varies
- **Weight Capacity:** Varies
- **Dimensions:** Varies

Product Usage Instructions

- **Floor Protection**
Ensure that your floor is adequately protected to prevent any damage while using the product.
- **Safety Precautions:**
Keep all electronic components closed to prevent exposed wiring, which may cause electric shock.
- **Weather Precautions:**
Avoid using the stroller when it's wet or outside in the rain.
- **Brake Activation:**
Always activate the brake when you park the stroller.
- **Battery Usage:**
Avoid using the stroller without a battery. Check the battery status LED before starting to use the product.
- **Waste Disposal:**
Dispose of waste generated during the packaging and at the end of the product's lifespan properly.

IMPORTANT – READ CAREFULLY AND KEEP FOR FUTURE REFERENCE


WARNING

- Never leave the child unattended
- Ensure that all the locking devices are engaged before use
- To avoid injury ensure that the child is kept away when unfolding and folding this product
- Children are not allowed to use this equipment or play with this equipment
- Always use the restraint system
- Check that the pram body or seat unit or car seat attachment devices are correctly engaged before use
- This product is not suitable for running or skating
- Use a harness as soon as the child can sit unaided.
- This stroller is intended for outdoor use.
- If you choose to use it indoors, please make sure that your floor is adequately protected to prevent any damage.
- Never insert the battery before stroller is fully assembled.
- Make sure the switch is turned off before inserting the battery.
- Before using the product, you must understand the controls and safety issues.
- Only use the original CYBEX battery and charger
- It may be unsafe to use substitutes.
- Always keep your hands on the handle when going downhill to prevent this stroller from rolling away.
- Always use the tether strap to prevent the stroller from rolling away.
- Tampering with or modifying the electric circuit system may cause shock, fire or explosion.
- It could permanently damage the system.
- Keep the battery/ charger housing and all electronical components closed to prevent exposed wiring, which may cause electric shock.
- Electrical and electronic equipment and batteries shall not be mixed with general household waste.
- Never charge the battery in the stroller when it's wet or outside in the rain.
- Never use or attach any additional child platform (buggy board).
- Always activate the brake whenever you park the stroller.
- Always turn off the system when using the stroller without battery.
- Always turn off the system when battery status led is turning to red.
- Wait for the led flashing to stop before starting to use the product and before touching the handle.


SAFETY RULES

- Always make sure to use the correct adapter position for each configuration (see overview in use instruction).



- Always use position  when using only one attachment.
- Always remove upper attachment first when using two attachments.
- Never use a configuration which is not illustrated (see use instruction).
- Avoid placing the product with activated e-system in an external magnetic field.



- Never use the stroller with weight in the upper seat position  only.

SAFETY INSTRUCTIONS

- Do not attach any load (excluding the Cup Holder) to the handle and/or on the back of the backrest and/or on the sides of the stroller and/or any other part as this will affect the stability of the stroller.
- Always use the most reclined position for new born babies.
- Never ascend or descend stairs or escalators with the child inside or when using other means of transportation.
- Take special care when going up or down a curb or when you maneuver on other uneven surfaces.
- This stroller does not replace a cot or a bed.
- This product is intended only for use with one child in each seat.
- The maximum weight of the child in the seat on lower adapter rearward-facing is 15 kg.
- Always activate the brake before you place or take your child out of the stroller.
- Regularly inspect the stroller for any signs of wear or damaged parts and refer to the Maintenance and Cleaning instructions.
- Only use approved accessories.
- Do not use if any part of the product is broken, torn or missing.
- Use only original replacement parts.
- It may be unsafe to use substitutes.
- This vehicle is intended for children up to 22 kg or 4 years – whichever comes first.
- Always empty the stroller basket prior folding.
- Select an appropriate place before using the product for the first time and try it without your child first.
- You must charge the battery for 6 hours before first use.
- Only use the original charging unit.
- Do not use any other charger to charge the battery.
- Remove a damaged battery immediately.
- Before traveling on an airplane, please always check with your airline about latest versions of travel guidelines for carry-on and checked-in baggage.
- This product is protected against rain and dust, but not water proof.
- Please take care when using the product on the beach and near water.
- Remove the battery if the product is to be left unused for a long time.
- Store the battery in dry and constant temperature conditions to keep the lifetime of the battery.
- The components (especially the battery) can become damaged through extreme temperature.
- Never charge the battery unattended.
- While charging, the battery and the charger may become hot.
- If the battery becomes too hot, the charger may stop charging.
- Be aware of the risks presented by an open fire and other heat sources such as electrical heaters, gas flames etc. especially if they are in the immediate vicinity of the stroller & battery.
- This product can be used by adults only. Personals with reduced physical, sensory or mental capabilities or lack of experience and knowledge may only use the product if they have been given supervision or instruction concerning use of the product in a safe way and understand the hazards involved.

MAINTENANCE AND CLEANING

- The user is responsible for regular maintenance and care.
- It is particularly important to ensure that all moving parts and mechanisms are treated regularly with dry lubricant.
- After treatment wipe the product with a soft cloth.

- Clean the frame with a soft damp cloth and mild detergent, wiping away any excess water with a dry cloth.
- It is important that brakes, wheels and tires are not impaired during use.
- Inspect and clean them regularly and repair or replace if necessary.
- Should the stroller be exposed to salt water, please rinse the frame with clean damp cloth as soon as possible afterwards.
- Please always check the care label before washing.
- Do not tumble dry, do not iron or dry clean, do not expose to direct sunlight when drying.
- If the product is wet, leave it unfolded and allow all parts to dry completely to prevent mold.
- Never store in a damp environment.
- We recommend to use a rain cover in wet weather.
- Do not make any modifications to the product.
- If you have any complaints or problems, please contact your supplier.
- A service should be scheduled every 24 months.
- Do not clean your product with a water hose or any high-pressure water jet.
- The ideal charge status for longer periods of storage is at around 30% – 60% or one to two LEDs on the products battery indication.
- If you plan to store your battery for more than six months, charge it to 30%-60% every six months.
- Ideal storage temperature for the battery is between 0° C to 20° C.
- After cleaning always wipe the battery clean with a damp cloth.
- Cleaning and user maintenance shall not be made by children.

WARRANTY CONDITIONS

- The following warranty conditions only apply to the country in which this product was first sold through retail channels to a consumer.
- This warranty covers all manufacturing and material defects that existed at the time of purchase or which manifest themselves within two (2) years of first sale of this product via retail channels to a consumer (manufacturer warranty).
- If a manufacturing or material defect arises during the warranty period, the product will be repaired at no charge or – at our discretion – may be replaced by a new one.
- In order to make a claim on this warranty, the product must be returned to the retailer that first sold it and the original proof of purchase (receipt or invoice), containing the date of purchase, name and address of the retailer, and the product name, must be presented.
- No claims may be made on this warranty if the product is sent to the manufacturer or any other person than the retailer having first sold it for the purpose of making a claim on the warranty
- The warranty only applies if the product was checked for completeness, manufacturing defects and material defects immediately upon purchase.
- If the product was purchased by way of a mail order outlet, it must be checked for completeness, manufacturing defects and material defects immediately upon receipt.
- If damage arises, the product may no longer be used and must be returned to the retailer that original sold it.
- When claiming on the warranty, the product must be returned in a complete and clean state.
- Please read the usage instructions carefully before contacting the retailer.
- The warranty does not cover damage caused by misuse, external influences (water, fire, traffic accidents etc.)

or normal wear and tear.

- Claims on the warranty will only be honoured if the product is treated and used in accordance with the usage instructions, repairs and modifications are only performed by persons authorised to do so, and only original parts and accessories are used.
- This warranty does not nullify or limit in any way any consumer rights or rights against the seller based on infringement of the purchase agreement granted by applicable legislation.
- The battery warranty covers workmanship and material defects within a term of one (1) year from the date of purchase from the retailer who initially sold the product to a consumer (manufacturer's warranty).

DISPOSAL

- To protect the environment we ask the user to separate and dispose the waste arising at the start (packaging) and the end (product parts) of the lifespan.
- Waste removal is arranged differently depending on the local authorities.
- If you do not want to use the product any longer, return it free of charge to a recycling depot for used electric appliances.
- Please observe the waste disposal regulations in your country.



Frequently Asked Questions (FAQ):

Q: Is this product suitable for skating?

A: No, this product is not suitable for running or skating.

Q: What should I do before using the product?

A: Make sure to check that all components are properly closed and secured before use.

Q: Can I use the stroller without a battery?

A: It is not recommended to use the stroller without a battery.
Always check the battery status before use.

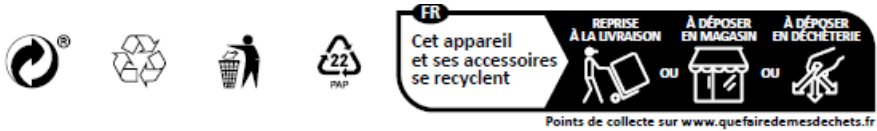
Q: How should I dispose of waste generated by the product?

A: Separate and dispose of waste properly, both at the beginning (packaging) and end (product parts) of the product's lifespan.



CYBEX GmbH

Riedingerstr. 18 | 95448 Bayreuth | Germany



Documents / Resources

	cybex 521003831 Stroller Priam Jeremy Scott Wings [pdf] User Manual 521003831 Stroller Priam Jeremy Scott Wings, 521003831, Stroller Priam Jeremy Scott Wings, Priam Jeremy Scott Wings, Jeremy Scott Wings, Scott Wings, Wings
---	--

References

- [CYBEX Online Shop | Child Car Seats, Strollers, Baby Carriers and Furniture from CYBEX](#)
- [User Manual](#)

[Manuals+](#), [Privacy Policy](#)

This website is an independent publication and is neither affiliated with nor endorsed by any of the trademark owners. The "Bluetooth®" word mark and logos are registered trademarks owned by Bluetooth SIG, Inc. The "Wi-Fi®" word mark and logos are registered trademarks owned by the Wi-Fi Alliance. Any use of these marks on this website does not imply any affiliation with or endorsement.