




# CyberPower UT1050EG Backup UPS System User Guide

[Home](#) » [CyberPower](#) » CyberPower UT1050EG Backup UPS System User Guide 

## Contents

- [1 CyberPower UT1050EG Backup UPS System](#)
- [2 SAFETY](#)
- [3 UNPACKING](#)
- [4 INSTALLATION](#)
- [5 DEFINITIONS OF THE LED INDICATORS](#)
- [6 DESCRIPTION](#)
- [7 Documents / Resources](#)
  - [7.1 References](#)
- [8 Related Posts](#)



**CyberPower UT1050EG Backup UPS System**



## **SAFETY**

### **CAUTION**

DO NOT USE FOR MEDICAL OR LIFE SUPPORT EQUIPMENT!

### **CAUTION!**

To prevent the risk of fire or electric shock, install in a temperature and humidity-controlled indoor area, free of conductive contaminants.

### **CAUTION!**

To avoid electrical shock, turn off the unit and unplug it from the AC power source before servicing the battery or installing a computer component.

### **CAUTION!**

DO NOT USE IT WITH OR NEAR AQUARIUMS!

### **CAUTION!**

DO NOT USE WITH LASER PRINTERS!

### **WARNING!**

This is a category C2 UPS product. In a residential environment, this product may cause radio interference, in which case the user may be required to take additional measures.

### **CAUTION!**

Servicing of batteries should be performed or supervised by personnel knowledgeable of batteries and the required precautions. Keep unauthorized personnel away from batteries.

## **UNPACKING**

PowerPanel® Personal Edition software is available on our website. Please visit [www.cyberpower.com](http://www.cyberpower.com) and go to the Software Section for free download.

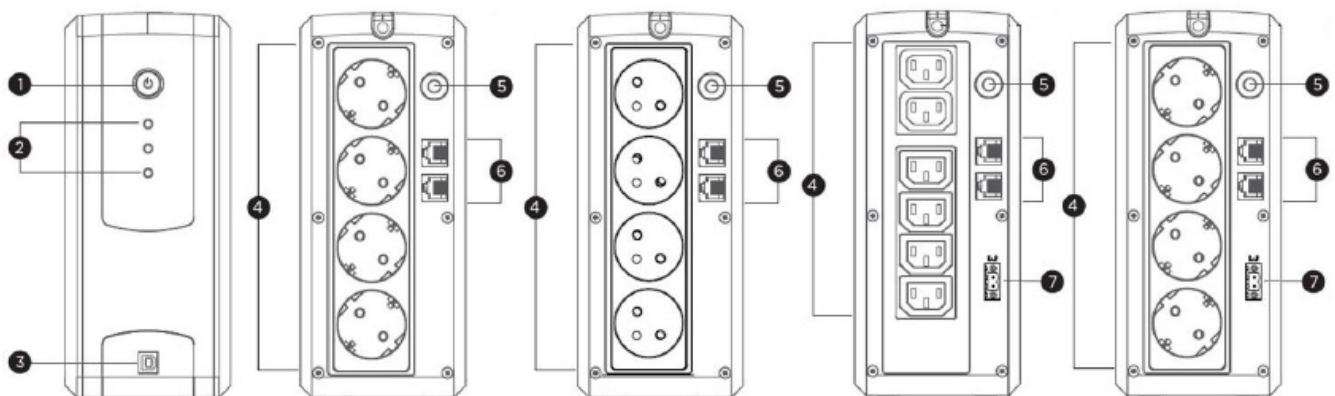
## INSTALLATION

Recharging the battery for at least 8 hours is recommended to ensure that the battery's maximum charge capacity is achieved. If you will use the software, connect the USB cable to the USB port on the UPS. To protect fax, telephone, modem line or network cable, connect a telephone cable or network cable from the wall jack outlet to the IN jack of the UPS. Then connect a telephone cable or network cable from the OUT jack on the UPS to the modem, computer, telephone, fax machine, or network device

## DEFINITIONS OF THE LED INDICATORS

LED	ON / ON / Ein / ON / ON / Aprins continuu / Upaljeno / ON / sviti / Świeci	Flash / Flash / Flash / Flash / Flash / Intermitent / Treperi / Αναβοσβήνει/bliká / Miga
Green / Vert / Grün / Verde / Verde / Verde / Zeleno / Πράσινο / Zelená / Zielony	ECO Mode / Mode ECO / ECO Mode / ECO Mode / Mode ECO / ECO Mod / ECO rad / Κανονική Λειτουργία / Režim ECO / Tryb ECO	Charging / Charge / Aufladen / Ricarica / Carga / Incarcare baterie / Punjenje / Φόρτιση Μπαταρίας / Nabíjení / Ładowanie
Yellow / Jaune / Gelb / Giallo / Amarillo / Galben / Žuto / Kίτρινο / Žlutá / Żółty	Battery Mode / Mode batterie / Batteriebetrieb / Modalità Batteria / Modo de batería / Mod baterie / Barerijski mod rada / Λειτουργία Μπαταρίας / Provoz na baterie / Tryb Bateryjny	Low Battery / Battery faible / Batterie entladen / Batteria scarica / Batería baja / Batterie descarcata / Slab napon baterije / Χαμηλή Στάθμη Μπαταρίας / Slabá baterie / Niski stan baterii
Red / Rouge / Rot / Rosso / Rojo / Rosu / Red / Κόκκινο / Červená / Czerwony	Fault / Faute / Fehler / Erorre / Culpa / Eroare / Greška / Βλάβη / Chyba / Błąd	Overload / Surcharge / Überlast / Sovraccarico / Sobrecarga / Supra-incarcare UPS / Preopterećenje / Υπερφόρτωση / Přetížení / Przeciążenie

## DESCRIPTION



UT1050EG / UT1050EIG (Schuko/French/IEC Outlet)

UT1200EG / UT1200EIG (Schuko/IEC Outlet)


\* (7) UPS Fault Terminal Block for UT1200EG & UT1200EIG only

1. Power Switch
2. Power on LED
3. USB Port to PC
4. AC outlet
5. Communication Protection Ports
6. UPS Fault Terminal Block
7. Circuit Breaker





For more information, visit [www.cyberpower.com](http://www.cyberpower.com)

All rights reserved. Reproduction without permission is prohibited. 11F., No.26, Jinzhuang Rd., Neihu Dist., Taipei City 114, Taiwan

## Documents / Resources

	<a href="#">CyberPower UT1050EG Backup UPS System</a> [pdf] User Guide UT1050EG, UT1050EIG, UT1200EG, UT1200EIG, UT1050EG Backup UPS System, UT1050E G, Backup UPS System, UPS System
---	---

## References

-  [Čarga – Dobrodošli!](#)
-  [CyberPower | UPS Systems & PDUs | Professional Power Solutions](#)
-  [CyberPower | UPS Systems & PDUs | Professional Power Solutions](#)
-  [CyberPower | UPS Systems & PDUs | Professional Power Solutions](#)

Manuals+.