


Customized Center Wireless Heating Control HY521 RF 8 Zone Central Controller Instruction Manual

[Home](#) » [Customized Center Wireless Heating Control](#) » Customized Center Wireless Heating Control HY521 RF 8 Zone Central Controller Instruction Manual 

Customized Center Wireless Heating Control HY521 RF 8 Zone Central Controller



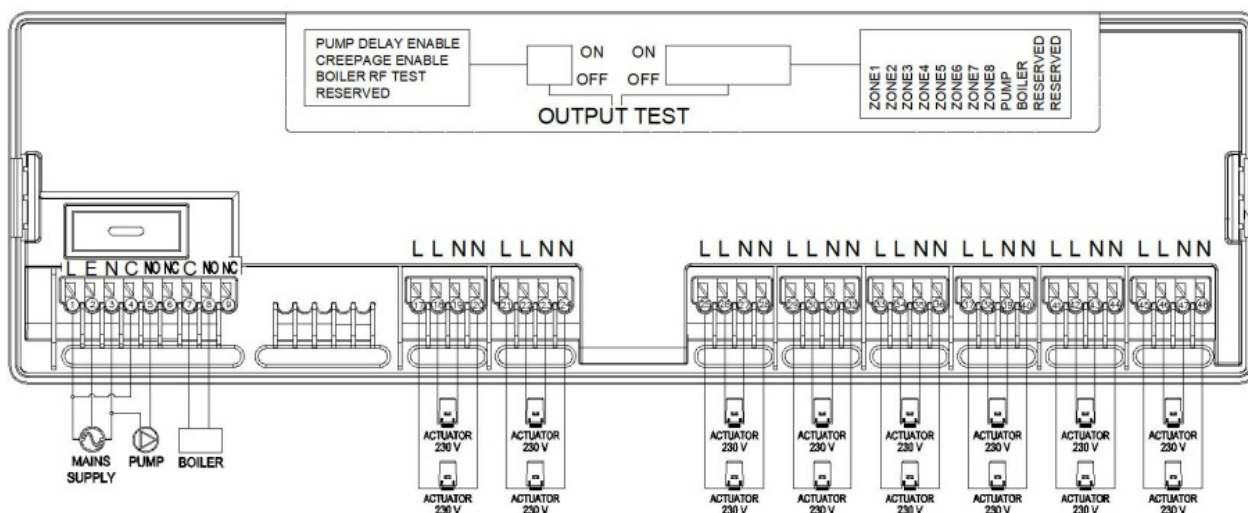
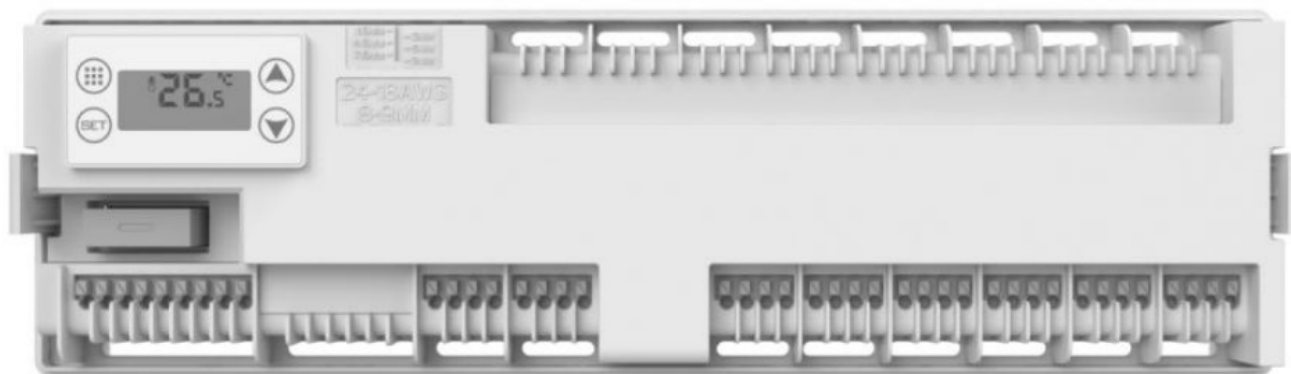
Contents

- [1 Thank you!](#)
- [2 Product Overview](#)
- [3 Specifications](#)
- [4 Icon function description](#)
- [5 Button function description](#)
- [6 Display diagram](#)
- [7 Switch Setting Instructions](#)
- [8 Installation diagram](#)
- [9 Documents / Resources](#)
 - [9.1 References](#)

Thank you!

Thank you for your choosing our product and services, it is wireless 8 zone central controller which work with RF thermostat to control water pump, gas boiler and valve.

Product Overview



Specifications

- **Working Voltage:** 90-240VAC 50/60Hz
- **Load current:** 5A
- **Size:** 320mmX 95mmX38mm

Icon function description



Corresponding RF thermostat is connected



corresponding valve output

IP: communication address of wireless central controller, and RF thermostat IP must be the same it

Button function description



:short press to display IP and room status



;Increase or decrease key, set IP address or select zone status




: Display IP status: in the display IP


address status, long press the button to enter the IP address setting, the setting is completed, short press again to confirm Display room status: in display area status, short press to switch between manual/automatic display area 1~8 status DIP switch setting instructions

Display diagram

IP



Room Status



The IP address of the thermostat must be the same as that of HY521

Switch Setting Instructions

OUTPUT TEST: in regular use, switch set to OFF ,When installed, each output can be set to ON, corresponding valve or boiler will start to work ,after installed, please set switch to OFF

ZONE 1~ZONE 8: Corresponding to each zone valve output

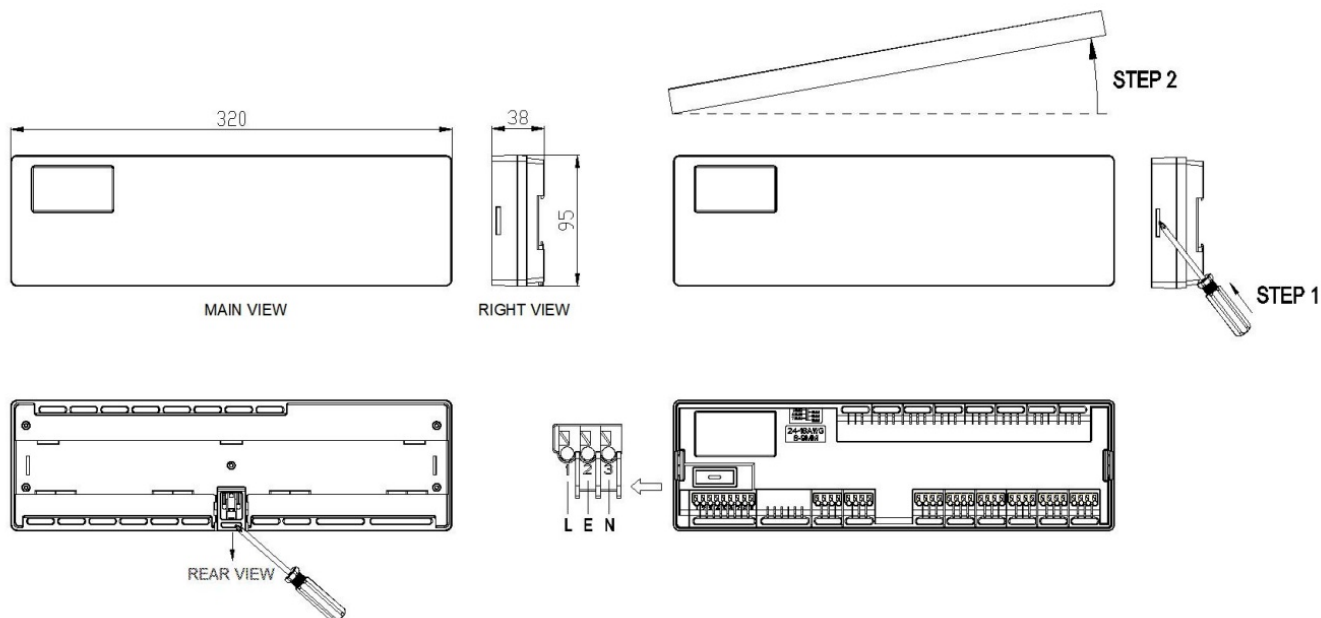
PUMP: water pump output

BOILER: boiler output


PUMP DELAY ENABLE: water Pump start delay setting

CREEPAGE ENABLE: Descaling function settings

Installation diagram



Documents / Resources



[Customized Center Wireless Heating Control HY521 RF 8 Zone Central Controller](#) [pdf] Instruction Manual
HY521 RF 8 Zone Central Controller, HY521 RF, 8 Zone Central Controller, Central Controller

References

- [User Manual](#)

[Manuals+](#), [Privacy Policy](#)

This website is an independent publication and is neither affiliated with nor endorsed by any of the trademark owners. The "Bluetooth®" word mark and logos are registered trademarks owned by Bluetooth SIG, Inc. The "Wi-Fi®" word mark and logos are registered trademarks owned by the Wi-Fi Alliance. Any use of these marks on this website does not imply any affiliation with or endorsement.