



Curtis GEMX IntelliFresh Satellite Stand User Guide

[Home](#) » [Curtis](#) » Curtis GEMX IntelliFresh Satellite Stand User Guide 

Contents

- 1 Curtis GEMX IntelliFresh Satellite Stand
 - 1.1 IMPORTANT SAFEGUARDS
 - 1.2 ROUGH-IN DRAWINGS
 - 1.3 ELECTRICAL SCHEMATICS
- 2 PRODUCT WARRANTY
- 3 Documents / Resources
 - 3.1 References
- 4 Related Posts



Curtis GEMX IntelliFresh Satellite Stand



IMPORTANT SAFEGUARDS\$

Symbols

- This is the safety alert symbol. It is used to alert you to potential physical injury hazards. Obey all safety messages that follow this symbol to avoid possible injury or death.
- **DANGER** – Indicates a hazardous situation which, if not avoided, will result in death or serious injury.
- **WARNING** – Indicates a hazardous situation which, if not avoided, could result in death or serious injury.
- **CAUTION** – Indicates a hazardous situation which, if not avoided, could result in minor or moderate injury.
- **NOTICE** – Indicates a situation which, if not avoided, could result in property damage.
- **IMPORTANT** – Provides information and tips for proper operation.
- **SANITATION REQUIREMENTS**

WARNING- This product can expose you to chemicals including Acrylamide and Bisphenol A (BPA).

For more information visit www.P65Warnings.ca.gov which are known to the state of California to cause cancer and Firth defects or other reproductive harm.

Important Safeguards/Conventions

WARNING:

- Make sure that this unit is connected to a grounded electrical circuit when in use.
- This unit is designed for commercial use. Any service other than cleaning and preventive maintenance should be performed by an authorized Wilbur Curtis service technician.
- To reduce the risk of fire or electric shock, DO NOT open the service panels. There are no user serviceable parts inside.
- Keep hands, arms and other items away from hot surfaces during operation. Clean the unit regularly as instructed in the CLEANING INSTRUCTIONS. Use this appliance only for its intended use, supporting/powering Intellifresh dispensers.
- This appliance is not intended for use by persons (including children) with reduced physical, sensory or mental capabilities or lack of experience and knowledge, unless they have been given supervision or instruction concerning use of the appliance by a person responsible for their safety. Children should be supervised to ensure that they do not play with the appliance.
- Avoid spillage onto the power (mains) connector.

IMPORTANT SAFEGUARDS

CE Requirements

- This appliance must be installed in locations where it can be overseen by trained personnel. For proper operation, this appliance must be installed where the temperature is between 5°C to 35°C
- This appliance is not suitable for outdoor use. Appliance shall not be tilted more than 10° for safe operation. An electrician must provide electrical service as specified in conformance with all local and national codes. For safe use, an all-pole disconnection must be incorporated into the fixed wiring in accordance with the wiring rules outlined in clause 7.12.2 of IEC 60335 for meeting the minimum electrical safety of this standard.

- This appliance must not be cleaned by water jet.
- This appliance can be used by persons aged from 18 years and above if they have been given supervision or instruction concerning use of the appliance in a safe way and if they understand the hazards involved.
- Keep the appliance and its cord out of reach of children aged less than 18 years.
- Appliances can be used by persons 18 years and above with reduced physical, sensory or mental capabilities or lack of experience and knowledge if they have been given supervision or instruction concerning use of the appliance in a safe way and understand the hazards involved.
- Children under the age of 18 years should be supervised to ensure they do not play with the appliance.
- If the power cord is ever damaged, it must be replaced by the manufacturer or authorized service personnel with a special cord available from the manufacturer or its authorized service personnel in order to avoid a hazard. Machine must not be immersed for cleaning.
- Cleaning and user maintenance shall not be made by children unless they are older than 18 years and supervised.
- This appliance is intended to be used in household and similar applications such as:
 - staff kitchen areas in shops, offices and other working environments
 - by clients in hotels, motels and other residential type environments;
 - bed and breakfast type environments.
- This appliance not intended to be used in applications such as farm houses. Access to the service areas permitted by Authorized Service personnel only.
- The A-Weighted sound pressure level is below 70 dBA.

European Regulations and Directives

- This appliance meets the requirements of all applicable regulations in Regulation 1907/2006/EU (REACH), Directive 2011/65/EU (ROHS) and its amendment (EU) 2015/863, Directive 2012/19/EU (WEEE), Directive 2014/30/EU (EMC), Directive 2006/42/EC (Machinery) and Directive 2014/35/EU (LVD).
- The declaration of conformity is included with this appliance. The appliance bears the CE mark.
- This appliance is subject to the directive on waste electrical and electronic equipment (WEEE/ EU directive). Do not dispose of this appliance in domestic waste. Contact your local governing authorities for information on disposal requirements.
- Any modifications to equipment that are not approved by the Wilbur Curtis Company will render this declaration invalid.

WARNING: HOT SURFACES – To avoid injury, allow the satellite stand to cool before cleaning.

NOTICE – Do not use cleaning liquids, compounds or powders containing chlorine (bleach) or corrosives. These products promote corrosion and will damage the finishes. USE OF THESE PRODUCTS WILL VOID THE WARRANTY.

Cleaning the Satellite Stand – As Needed

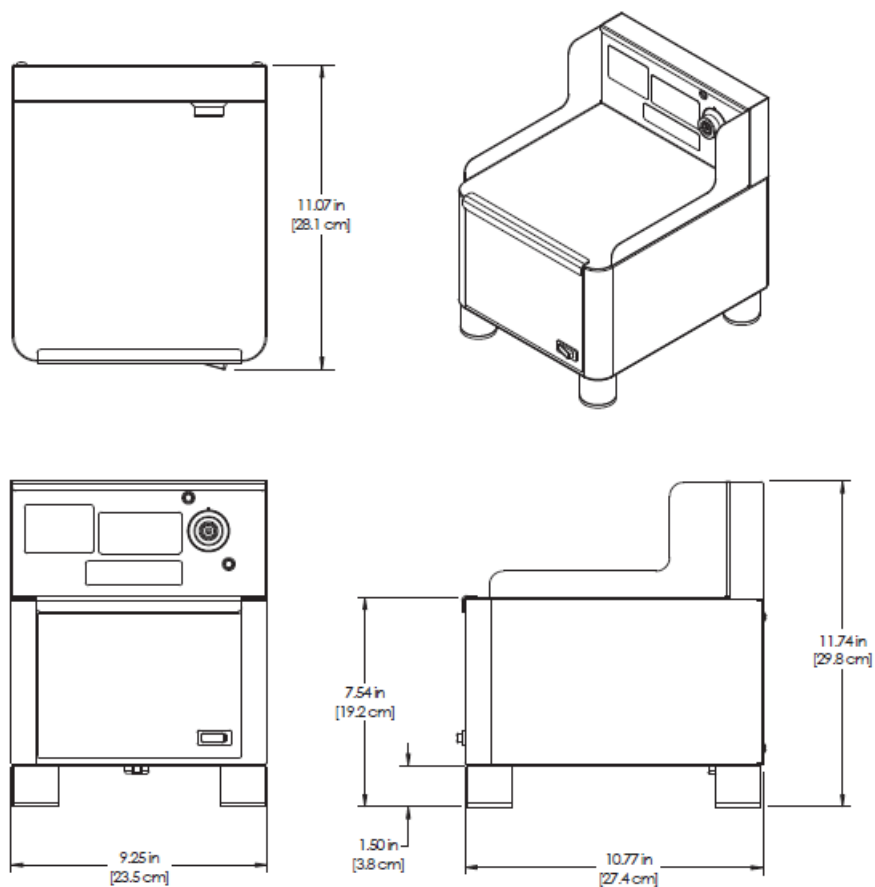
WARNING: DO NOT immerse the satellite stand in water or any other liquid. Do not allow liquids to get into the Intellifresh connector during cleaning. To avoid an electric shock hazard, disconnect power.

1. Disconnect the power cord or turn off power to the circuit supplying power at the circuit breaker panel. Remove the satellite(s).
2. Wipe exterior surfaces with a damp cloth to remove spills and debris.

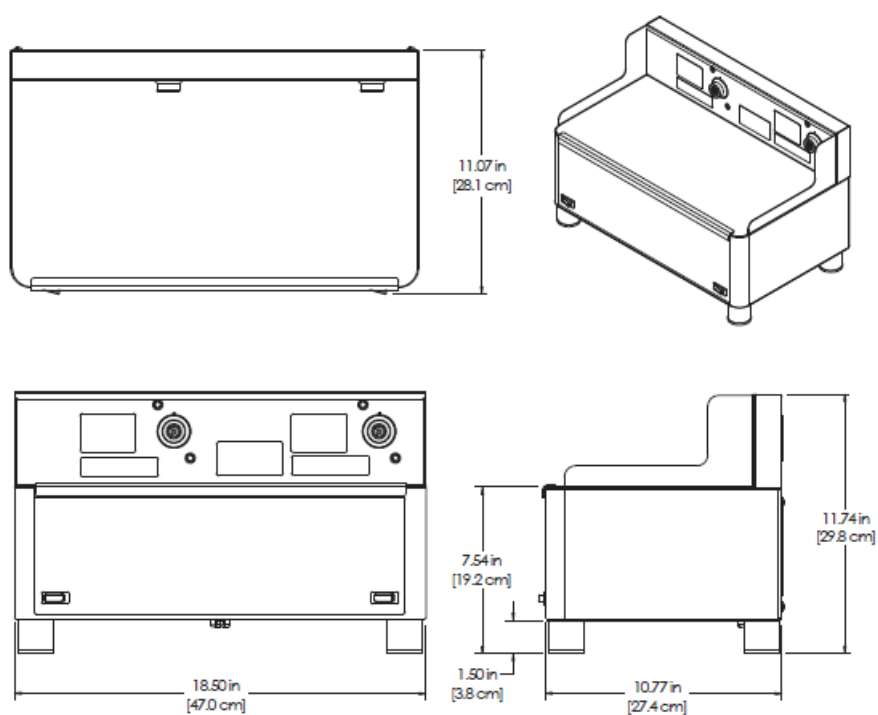
3. Dry with a soft clean cloth. Once dry, reconnect power.

ROUGH-IN DRAWINGS

GEM5XSIFT – Intellifresh® Satellite Stand

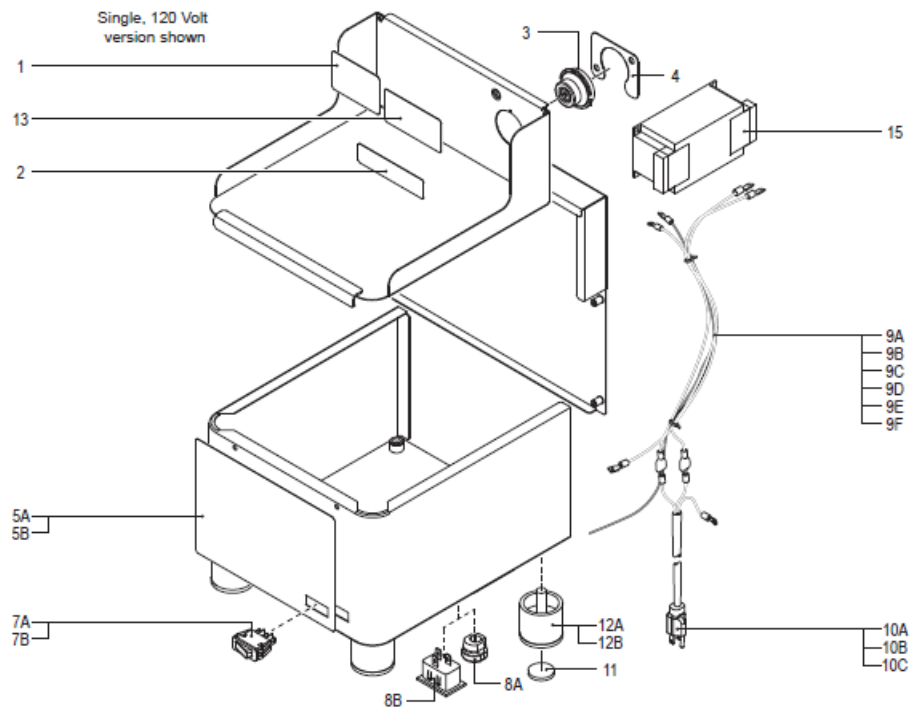


GEM5XTIFT – Twin Intellifresh® Satellite Stand



ILLUSTRATED PARTS LIST

GEM5XSIFT[30]/GEM5XTIFT[30] – Exploded View



Parts List

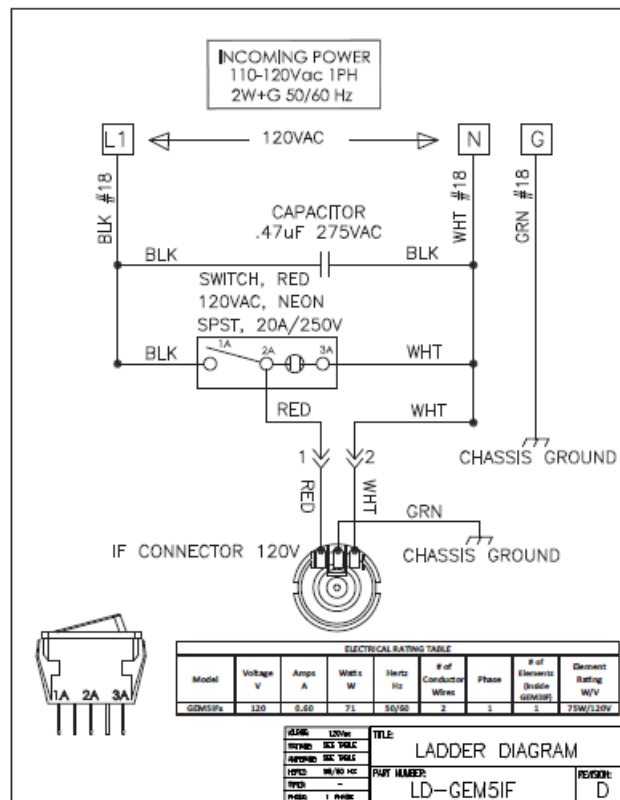
ITEM #	PART #	DESCRIPTION
1	WC-38535	LABEL, SLIDE CONTAINER TO CONTACT BACK PANEL GEMTIF/GEMSI F
2	WC-38504	LABEL, WARNING SHOCK HAZARD INTELLI-FRESH
3	WC-571K-R	KIT, IF CONNECTOR- RIGHT
4	WC-61307	HOLDER, CONNECTOR FEMALE GEMTIF
5A1	WC-390465	LABEL, FRONT GEM5XSIFT CURTIS
5B2	WC-390466	LABEL, FRONT GEM5XTIFT CURTIS
6	WC-13425-101	ADAPTER ASSY, IF CONNECTORS (NOT SHOWN)
7Aa	WC-165	SWITCH, WARMER (RED) 120V NEON SPST 20A/250V HI TEMP CAFE/ AW
7Bb	WC-166	SWITCH, WARMER (RED) 250V NEON SPST 20A/250V HI TEMP CAFE/ AW
8Aa	WC-1408	CORD GRIP, 7/8" O.D.
8Bb	WC-1522	SOCKET, POWER INLET 16A/250V SNAP-IN

1 Single version,
 2 Twin version
 a 120 Volt version,
 b 220-240 Volt version (newer) c 220-240 Volt version (older)

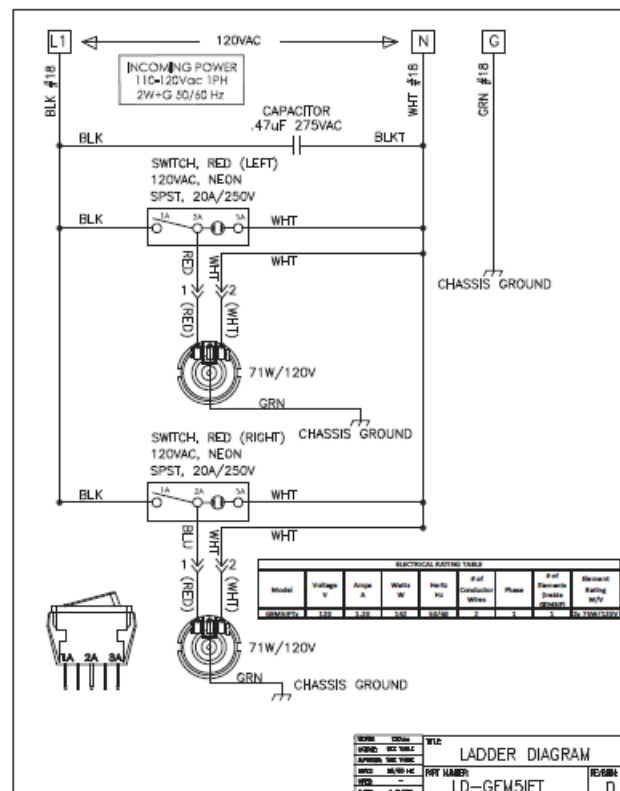
ITEM #	PART #	DESCRIPTION
9A1,a	WC-1386-102	HARNESS, ASSY GEM5IF
9B2,a	WC-13435	HARNESS ASSY w/WC-1200 CORD GEM5IFT
9C1,b	WC-13458-104	HARNESS ASSY COMPLETE GEM5XSIFT30
9D2,b	WC-13458-105	HARNESS ASSY COMPLETE GEM5XTIFT30
9E1,c	WC-13458	HARNESS ASSY COMPLETE GEM5IF30
9F2,c	WC-13458-101	HARNESS ASSY COMPLETE GEM5IFT30
10Aa	WC-1200	CORD, 14/3 SJTO 6' BLK W/PLUG
10Bc	WC-1231	CORD, 450/750V 3×2.5 mm ² 90°C 36A H07RN-F
10C	WC-1256	CORD, 1.5mm ² X 3 W/GB-2099 & C19 CHINA
11	WC-3533	BUMPER, RUBBER 1" DIA (FOR USE WITH OLDER UNITS THAT HAVE LEGS WITH PLASTIC BASE)
12A	WC-3540	LEG, 1-1/2" NON-ADJUSTABLE 3/8-16 THRD 1-5/8" DIA.
12B	WC-3542	LEG, 3-1/4" NON-ADJUSTABLE 3/8-16 THRD 1-5/8" DIA.
13	WC-38631	LABEL, USE ONLY GEM3XIFT
14	WC-38149	LABEL, UNIVERSAL WARNING (NOT SHOWN)
15b,c	WC-596K	KIT, NOISE FILTER EMI 250V/30A 1PH

ELECTRICAL SCHEMATICS

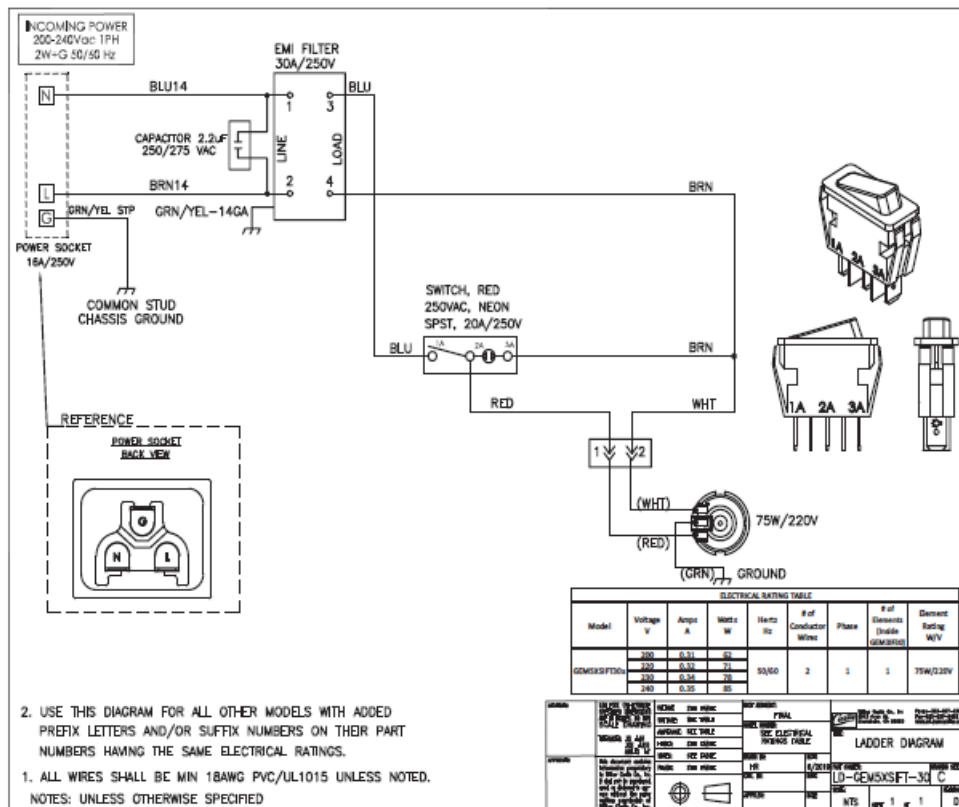
GEM5IF, GEM5XSIFT



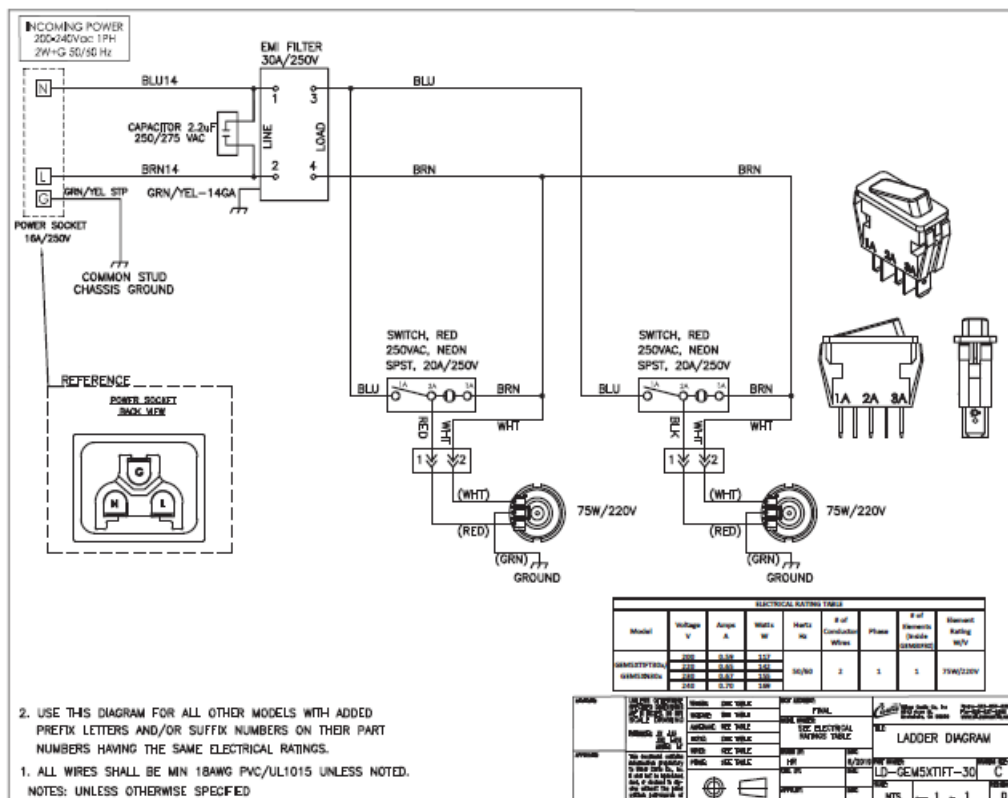
GEM5IFT, GEM5XTIFT



GEM5XSIFT30



GEM5XTIFT30



PRODUCT WARRANTY

Wilbur Curtis Co., Inc. certifies that its products are free from defects in material and workmanship under normal use. The following limited warranties and conditions apply

- 3 years, parts and labor, from original date of purchase on digital control boards
- 2 years, parts, from original date of purchase on all other electrical components, fittings and tubing
- 1 year, labor, from original date of purchase on all other electrical components, fittings and tubing

Additionally, Wilbur Curtis Co., Inc. warrants its grinding burrs for four (4) years from the date of purchase. Stainless steel components are warranted for two (2) years from the date of purchase against leaking or pitting. Replacement parts are warranted for ninety (90) days from the date of purchase or for the remainder of the limited warranty period of the equipment in which the component is installed.

All in-warranty service calls must have prior authorization. For authorization, call the Technical Support Department at 800-995-0417. Additional conditions may apply. Go to www.wilburcurtis.com to view the full product warranty information.

CONDITIONS & EXCEPTIONS

The warranty covers original equipment at time of purchase only. Wilbur Curtis Co., Inc., assumes no responsibility for substitute replacement parts installed on Curtis equipment that have not been purchased from Wilbur Curtis Co., Inc. Wilbur Curtis Co., Inc. will not accept any responsibility if the following conditions are not met. The warranty does not cover



- **Adjustments and cleaning:** The resetting of safety thermostats and circuit breakers, programming and temperature adjustments are the responsibility of the equipment owner. The owner is responsible for proper cleaning and regular maintenance of this equipment.
- **Replacement of items subject to normal use and wear:** This shall include, but is not limited to, spray heads, faucets, light bulbs, shear disks, 'O' Rings, gaskets, silicone tubing, silicone elbows, canister assemblies, whipper chambers and plates, mixing bowls, agitation assemblies and whipper propellers. The warranty is void under the following circumstances
- **Improper operation of equipment:** The equipment must be used for its designed and intended purpose and function.
- **Improper installation of equipment:** This equipment must be installed by a professional technician and must comply with all local electrical, mechanical and plumbing codes.
- **Improper voltage:** Equipment must be installed at the voltage stated on the serial plate supplied with this equipment.
- **Improper water supply:** This includes, but is not limited to, excessive or low water pressure and inadequate or fluctuating water flow rate.
- **Damaged in transit:** Equipment damaged in transit is the responsibility of the freight company and a claim should be made with the carrier.
- **Abuse or neglect (including failure to periodically clean or remove lime accumulations):** The manufacturer is not responsible for variation in equipment operation due to excessive lime or local water conditions. The equipment must be maintained according to the manufacturer's recommendations.
- **Unauthorized repair or modification:** This equipment must be serviced only by qualified service technicians, using factory specified parts to factory specifications.
- **Modified/Missing Serial Tag:** The serial number label (tag) must not be defaced or removed.

Repairs or Replacements are subject to Curtis' decision that the workmanship or parts were faulty and the defects showed up under normal use. Allobar shall be performed during regular working hours. Overtime charges are the responsibility of the owner. Charges incurred by delays, waiting time, or operating restrictions that hinder the service technician's ability to perform service is the responsibility of the owner of the equipment. This includes

institutional and correctional facilities. Wilbur Curtis Co., Inc. will allow up to 100 miles, round trip, per in-warranty service call.

Return Merchandise Authorization (RMA): All claims under this warranty must be submitted to the Wilbur Curtis Technical Support Department prior to performing any repair work or return of this equipment to the factory. All returned equipment must be properly re-packaged in the original carton and received by Curtis within 45 days following the issuance of a RMA. No units will be accepted if they are damaged in transit due to improper packaging. NO UNITS OR PARTS WILL BE ACCEPTED WITHOUT A RETURN MERCHANDISE AUTHORIZATION (RMA). THE RMA NUMBER MUST BE MARKED ON THE CARTON OR SHIPPING LABEL. All warranty claims must be submitted within 60 days of service. Invoices will not be processed or accepted without a RMA number. Any defective parts must be returned in order for warranty invoices to be processed and approved. All in-warranty service calls must be performed by an authorized service agent. Call the Wilbur Curtis Technical Support Department to find an agent near you.

Documents / Resources

	<p>Curtis GEMX IntelliFresh Satellite Stand [pdf] User Guide</p> <p>GEMX, IntelliFresh Satellite Stand, GEMX IntelliFresh Satellite Stand, Satellite Stand, F-10083</p>
	<p>Curtis GEMX IntelliFresh Satellite Stand [pdf] User Guide</p> <p>GEMX, IntelliFresh Satellite Stand, Satellite Stand, IntelliFresh Stand, Stand</p>

References

-  [Wilbur Curtis | Commercial Beverage Systems](#)