



Cuisinart fp-9cf Feed Food Processor User Manual

[Home](#) » [Cuisinart](#) » Cuisinart fp-9cf Feed Food Processor User Manual 

Contents

- [1 fp-9cf Feed Food Processor](#)
- [2 IMPORTANT UNPACKING INSTRUCTIONS](#)
- [3 Operation](#)
- [4 PARTS](#)
- [5 Documents / Resources](#)
 - [5.1 References](#)

fp-9cf Feed Food Processor

Cuisinart®
fp-9cf Feed Food Processor
User Manual



Cuisinart® 9-Cup Continuous Feed Food Processor FP-9CF Series

For your safety and continued enjoyment of this product, always read the instruction booklet carefully before using.

IMPORTANT UNPACKING INSTRUCTIONS

This package contains a Cuisinart® 9-Cup Continuous Feed Food Processor and the accessories for it: 9-cup work bowl, work bowl cover with small and medium pushers, universal chopping/mixing/dough blade, medium reversible slicing/shredding disc, fine reversible slicing/shredding disc, removable stem adapter, storage hub, base, continuous feed attachment with stem and slinger disc, and instruction/ recipe booklet.

CAUTION:

THE CUTTING TOOLS HAVE VERY SHARP EDGES. To avoid injury when unpacking the parts, please follow these instructions.

1. Place the box on a low table or on the floor next to the kitchen counter where you intend to keep the food processor. Be sure the box is right side up.
2. Open top flaps—there will be a rectangular block of packing material that holds the processor parts, each fitted into a cavity.
3. Remove the instruction/recipe book.
4. Lift out the packing material.
5. Remove the base, work bowl, work bowl lid, and continuous feed attachment, and place them on the counter or table. Read the instruction booklet thoroughly before using the machine.
6. Save the shipping carton and packing material.

You will find these very useful if you need to repack the processor for moving or other shipment. We recommend that you visit our website, <https://cuisinart.registria.com>, for a fast, efficient way to complete your product registration.

IMPORTANT SAFEGUARDS

Always follow these safety precautions when using this appliance.

Getting Ready

1. Read all instructions.
2. Blade and discs are sharp. Handle them carefully.
3. Always turn off and unplug appliance from outlet when not in use, before putting on or taking off parts, before removing food, and before cleaning. To unplug, grasp plug and pull from electrical outlet. Never pull cord.
4. Do not use outdoors.
5. Do not let cord hang over edge of table or counter, or touch hot surfaces.
6. Do not operate any appliance that has a damaged cord or plug, or after it has been dropped or damaged in any way. Contact Cuisinart Consumer Service Center at 1-800-762-0190 for information on examination, repair, or adjustment.

Operation

1. Keep hands as well as spatulas and other utensils away from moving blade or discs while processing food to prevent the possibility of severe personal injury or damage to food processor. A plastic scraper may be used, but only when the food processor motor is stopped.
2. Avoid coming into contact with moving parts. Never push food down by hand when slicing or shredding. Always use pusher.
3. Make sure motor has completely stopped before removing cover. (If machine does not stop within 4 seconds after you remove the bowl cover assembly, call 1-800-762-0190 for assistance. Do not use the machine.)
4. Never store any blade or disc on stem adapter. To reduce the risk of injury, no blade or disc should be placed on the shaft except when the bowl is properly locked in place and the processor is in use. Store blade and discs as you would sharp knives, out of reach of children.
5. Be sure cover and feed tube are securely locked in place before operating food processor.
6. Never feed food by hand. Always use the pusher.
7. Never try to override or tamper with cover interlock mechanism.

Cleaning

To protect against risk of electrical shock, do not put base in water or other liquids.

General

1. This appliance should not be used by or near children or individuals with certain disabilities.
2. Do not operate this or any other motor-driven appliance while under the influence of alcohol or other substances that affect your reaction time or perception.
3. This food processor is for household use. Use it only for food preparation as described in the accompanying instruction and recipe book. Do not use this appliance for anything but its intended use.
4. When using an approved Cuisinart® Food Processor accessory, read all instructions included with that accessory.

5. The use of attachments not recommended or sold by Cuisinart may cause fire, electrical shock, personal injury, or damage to your food processor.
6. To avoid possible malfunction of work bowl switch, never store processor with cover assembly in locked position.
7. Do not operate your appliance in an appliance garage or under a wall cabinet. When storing in an appliance garage, always unplug the unit from the electrical outlet. Not doing so could create a risk of fire, especially if the appliance touches the walls of the garage or the door touches the unit as it closes.

NOTE: This appliance has a polarized plug (one blade is wider than the other). As a safety feature, this plug will fit in a polarized outlet only one way. If the plug does not fit fully in the outlet, reverse the plug. If it still does not fit, contact a qualified electrician. Do not attempt to defeat this safety feature.

NOTE: This appliance is not intended for use by children or by persons with reduced physical, sensory, or mental capabilities, or lack of experience and knowledge. Close supervision is necessary when any appliance is used near children. Children should be supervised to ensure that they do not play with the appliance. Do not fill the bowl above the marked maximum fill line (or rated capacity) to avoid risk of injury due to damage to the cover or bowl.

SAVE THESE INSTRUCTIONS.

FOR HOUSEHOLD USE ONLY.

WARNING: RISK OF FIRE OR ELECTRIC SHOCK



The lightning flash with arrowhead symbol within an equilateral triangle is intended to alert the user to the presence of dangerous uninsulated voltage within the product's enclosure that may be of sufficient magnitude to constitute a risk of fire or electric shock to persons.



The exclamation point within an equilateral triangle is intended to alert the user to the presence of important operating and maintenance (servicing) instructions in the literature accompanying the appliance.



WARNING

RISK OF FIRE OR ELECTRIC SHOCK DO NOT OPEN

WARNING: TO REDUCE THE RISK OF FIRE OR ELECTRIC SHOCK, DO NOT REMOVE COVER (OR BACK)
NO USER-SERVICEABLE PARTS INSIDE REPAIR SHOULD BE DONE BY AUTHORIZED SERVICE
PERSONNEL ONLY

PARTS



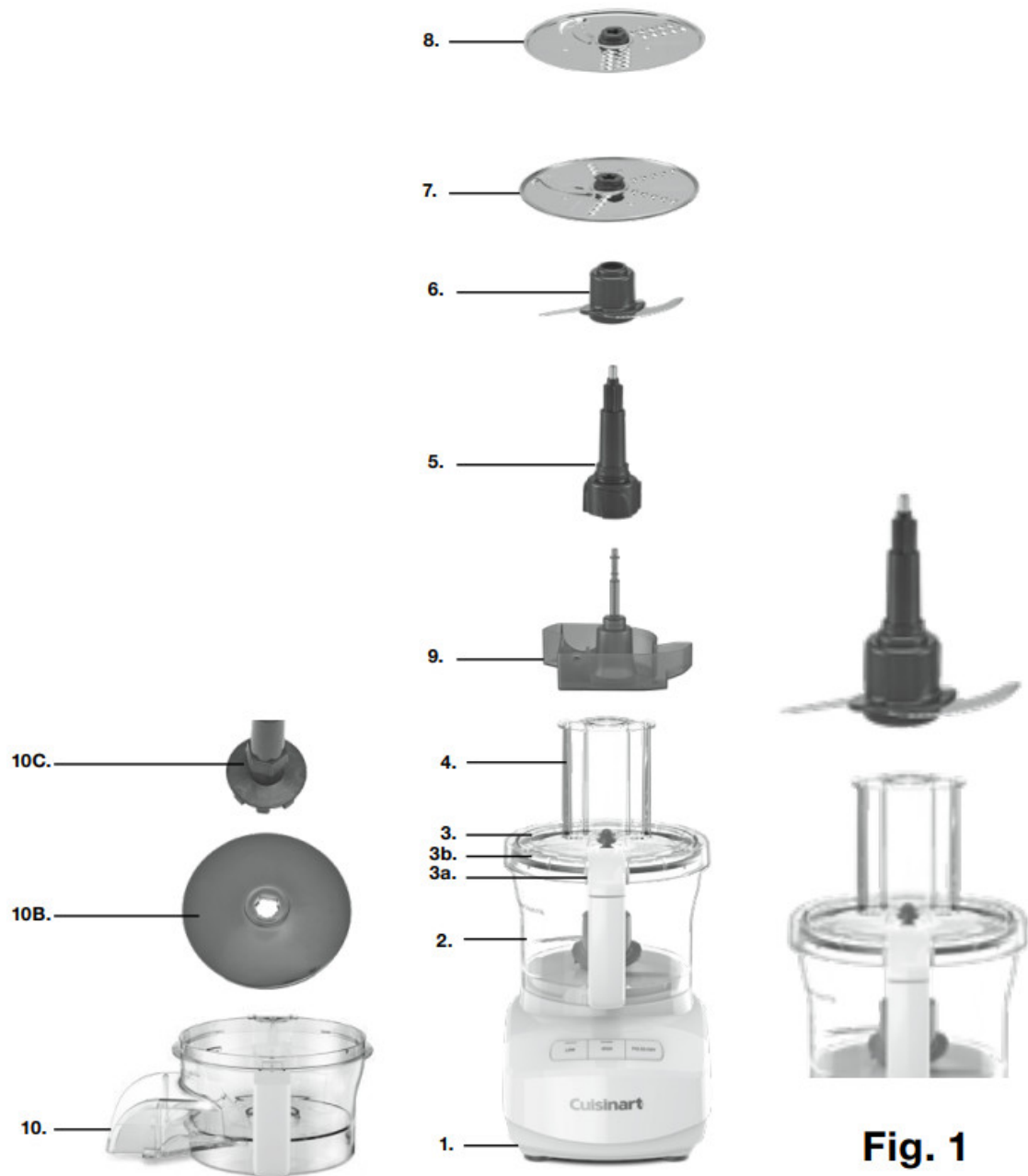




Fig. 1

Documents / Resources

 <p>Cuisinart INSTRUCTION AND RECIPE BOOKLET</p> <p><small>Cuisinart's Day Continuous Feed Food Processor Model FP-9CF</small></p>	<p>Cuisinart fp-9cf Feed Food Processor [pdf] User Manual fp-9cf Feed Food Processor, fp-9cf, Feed Food Processor, Food Processor, Processor</p>
--	--

References

-  [Product Assistance](#)
-  [Cuisinart](#)
-  [Cuisinart](#)
-  [Cuisinart's Kitchen Appliances for Professional and Home Chefs](#)

Manuals+.