



cudy PE10 Gigabit PCI Express Network Adapter User Manual

[Home](#) » [cudy](#) » cudy PE10 Gigabit PCI Express Network Adapter User Manual 

Contents

- [1 cudy PE10 Gigabit PCI Express Network Adapter](#)
- [2 Hardware connection](#)
- [3 Software installation](#)
- [4 FAQ](#)
- [5 Warranty Conditions](#)
- [6 EU Declaration of Conformity](#)
- [7 WEEE](#)
- [8 Documents / Resources](#)
 - [8.1 References](#)
- [9 Related Posts](#)



cudy PE10 Gigabit PCI Express Network Adapter

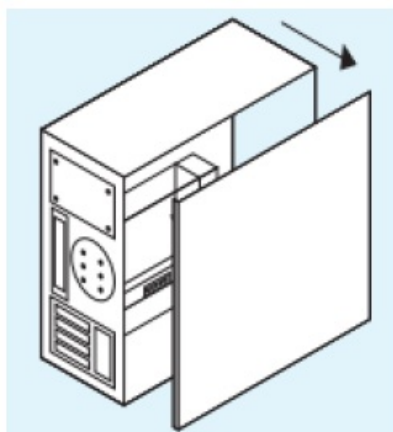


Dear customer,

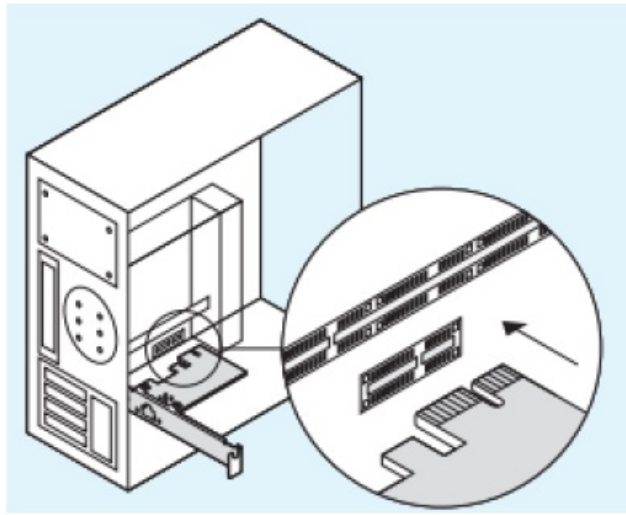
Thank you for purchasing our product. Please read the following instructions carefully before first use and keep this user manual for future reference. Pay particular attention to the safety instructions. If you have any questions or comments about the device, please contact the customer line. ✉ www.alza.co.uk/kontakt ☎ +44 (0)203 514 4411 Importer Alza.cz a.s., Jankovcova 1522/53, Holešovice, 170 00 Praha 7, www.alza.cz

Hardware connection

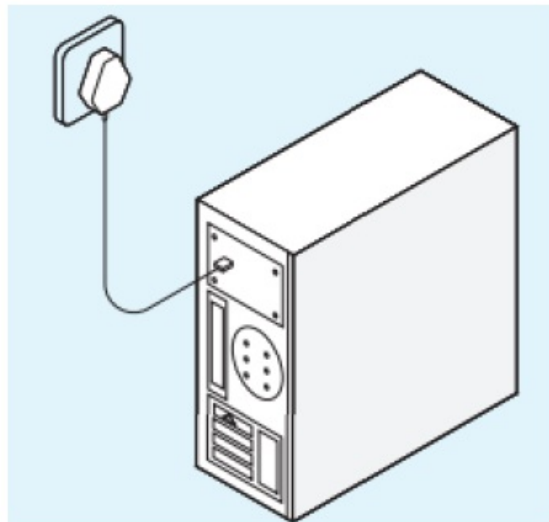
1. Unplug power cable and remove case panel.



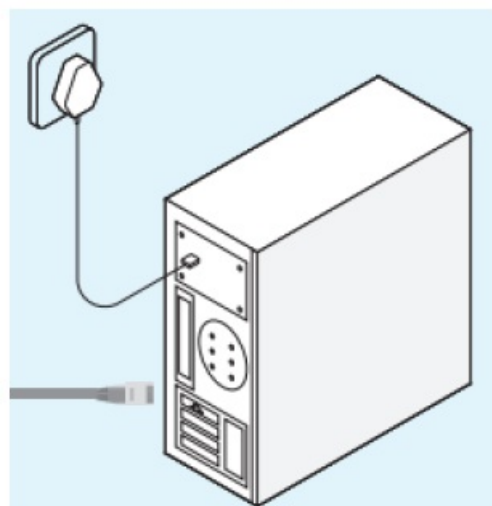
2. Locate an available PCI-E slot to insert the adapter.



3. Assemble the case panel and turn on your computer.



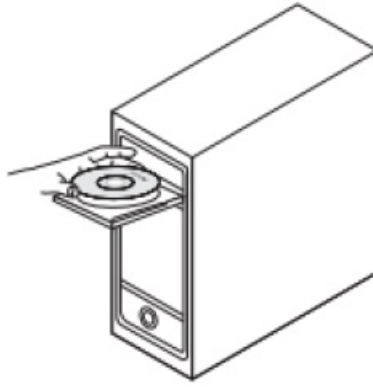
4. Plug the ethernet cable and connect to your router or switch



Software installation

Please check if the computer is connected to the network. If yes, please ignore the software installation steps to enjoy internet directly.

1. Put CD into PCs CD driver.



2. Double click the CD driver icon.



3. Choose your operating system, and then install the driver step by step.



Note: Windows 10/8 is driver-free.

FAQ

- **Q1:** How to find the driver if the CD is lost or broken?
- **A.** You could find and download the driver at <http://www.cudytech.com/download>
- **Q2:** What should I do if PC cannot find the new hardware
- **A1.** Check if the network adapter inserted in the PCI Express slot properly.
- **A2.** Reinsert the adapter or try to change another PCI Express slot.
- **A3.** If the problem persists, contact our technical Support.

Warranty Conditions

A new product purchased in the Alza.cz sales network is guaranteed for 2 years. If you need repair or other services during the warranty period, contact the product seller directly, you must provide the original proof of purchase with the date of purchase.

The following are considered to be a conflict with the warranty conditions, for which the claimed claim may not be

recognized:

- Using the product for any purpose other than that for which the product is intended or failing to follow the instructions for maintenance, operation, and service of the product.
- Damage to the product by a natural disaster, the intervention of an unauthorized person or mechanically through the fault of the buyer (e.g., during transport, cleaning by inappropriate means, etc.).
- Natural wear and aging of consumables or components during use (such as batteries, etc.).
- Exposure to adverse external influences, such as sunlight and other radiation or electromagnetic fields, fluid intrusion, object intrusion, mains overvoltage, electrostatic discharge voltage (including lightning), faulty supply or input voltage and inappropriate polarity of this voltage, chemical processes such as used power supplies, etc.
- If anyone has made modifications, modifications, alterations to the design or adaptation to change or extend the functions of the product compared to the purchased design or use of non-original components.

EU Declaration of Conformity

Identification data of the manufacturer's / importer's authorized representative

- **Importer:** Alza.cz a.s.
- **Registered office:** Jankovcova 1522/53, Holešovice, 170 00 Prague 7
- **CIN:** 27082440

Subject of the declaration

- **Title:** Network Adapter
- **Model / Type:** Cudy-PE10



The above product has been tested in accordance with the standard(s) used to demonstrate compliance with the essential requirements laid down in the Directive(s):

- Directive No. 2014/30/EU
- Directive No. 2009/125/EC
- Directive No. 2011/65/EU as amended 2015/863/EU








WEEE

This product must not be disposed of as normal household waste in accordance with the EU Directive on Waste Electrical and Electronic Equipment (WEEE – 2012/19 / EU). Instead, it shall be returned to the place of purchase or handed over to a public collection point for the recyclable waste. By ensuring this product is disposed of correctly, you will help prevent potential negative consequences for the environment and human health, which could otherwise be caused by inappropriate waste handling of this product. Contact your local authority or the nearest collection point for further details. Improper disposal of this type of waste may result in fines in accordance with national regulations.

Documents / Resources

  <p>PE10 User Manual - Uživatelský manuál - Wyszukiwarka manuali - Hračky manuály - Keresztleírások</p>	<p>cudy PE10 Gigabit PCI Express Network Adapter [pdf] User Manual PE10 Gigabit PCI Express Network Adapter, PE10, Gigabit PCI Express Network Adapter, Express Network Adapter, Network Adapter, Adapter</p>
--	---

References

-  [Alza.sk – rýchly a pohodlný nákup odkiaľkoľvek | alza.sk](#)
-  [alza.at](#)
-  [alza.co.uk](#)
-  [alza.de](#)
-  [alza.hu](#)
-  [alza.sk](#)
-  [Download Center](#)