



cudy MF4 Mobile Wi-Fi Router Installation Guide

[Home](#) » [cudy](#) » cudy MF4 Mobile Wi-Fi Router Installation Guide 

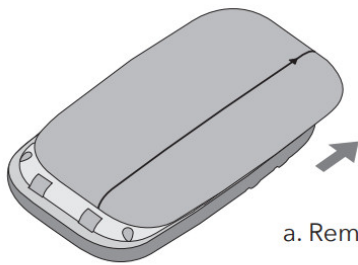


MF4 Mobile Wi-Fi Router Installation Guide

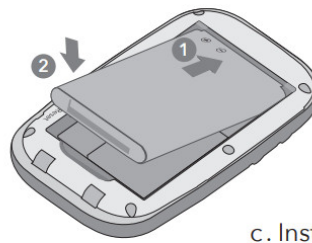
Contents

- [1 Install the SIM Card and Battery](#)
- [2 Connect to the Internet](#)
- [3 Customize the 4G LTE Router](#)
- [4 LED Indicators](#)
- [5 Frequently Asked Questions](#)
- [6 Declaration of Conformity](#)
- [7 Documents / Resources](#)
 - [7.1 References](#)
- [8 Related Posts](#)

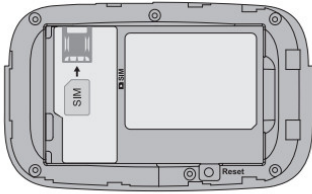
Install the SIM Card and Battery



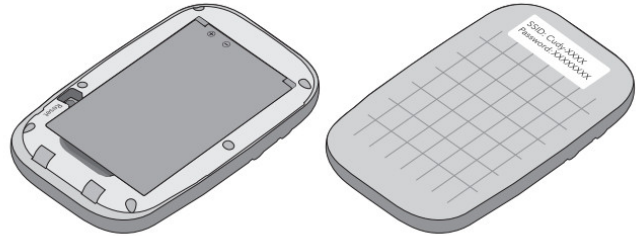
a. Remove the back cover.



c. Install the provided battery.

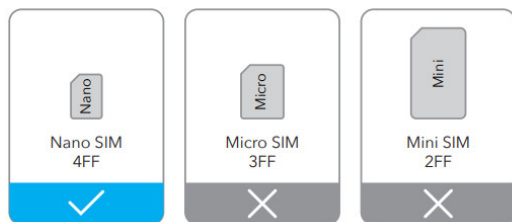


b. Install your Nano SIM card.



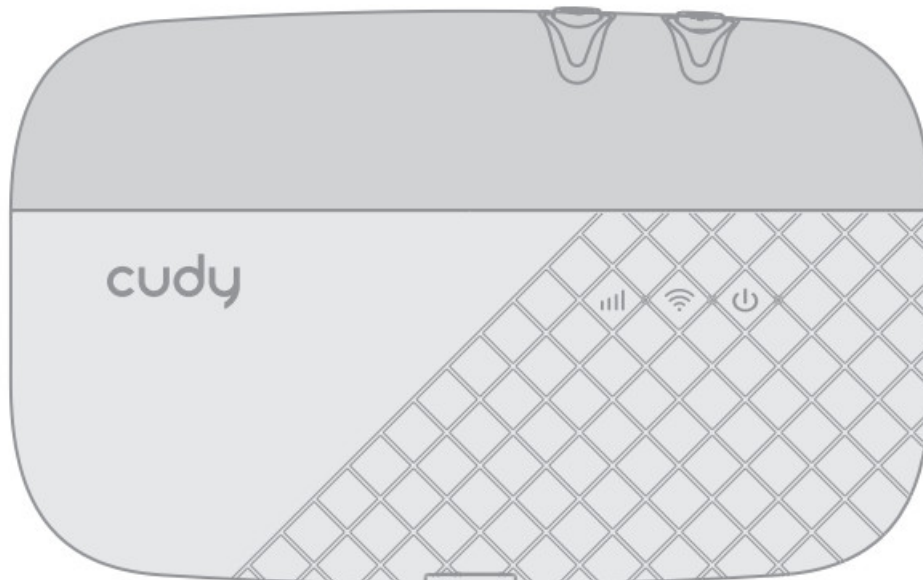
d. Note down the default SSID and Wireless Password. Then install the back cover.

SIM card requirement



Connect to the Internet

a. Press and hold the Power button to power on the Mobile Wi-Fi.



b. Connect your wireless device to the Mobile Wi-Fi using the SSID and the Wireless Password you have noted down.

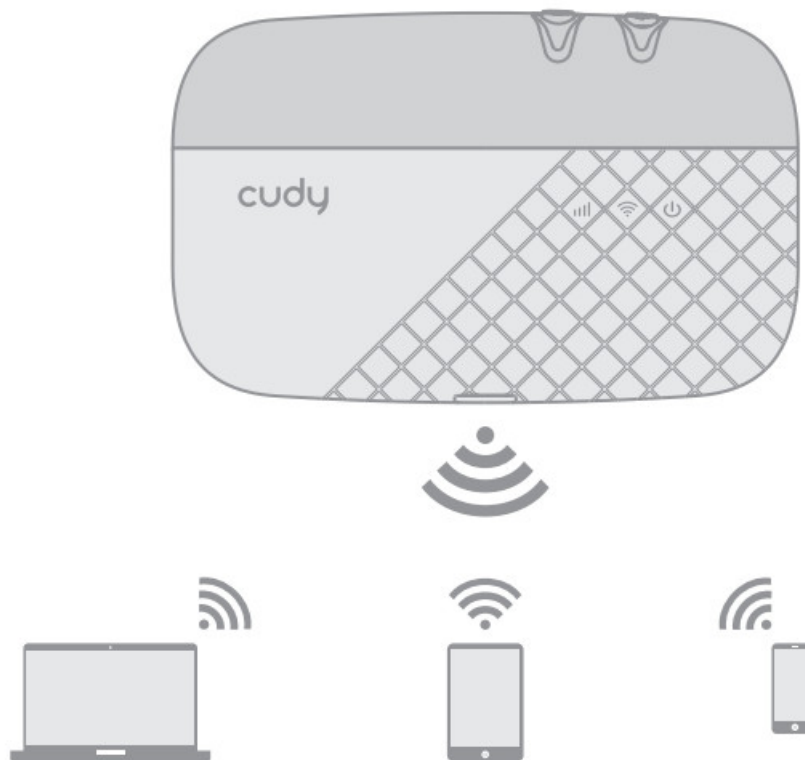


Note:

If you cannot access the internet, refer to FAQ > Q1.



1. By default, Power Saving is enabled and the Mobile Wi-Fi will turn off Wi-Fi when no wireless devices are connected to it for 5 minutes.
2. To resume the Wi-Fi connection, press the Power button.

Enjoy the internet!



Customize the 4G LTE Router

1. Make sure your computer is connected to the router.
2. Launch a web browser, and enter <http://192.168.10.1/> in the address bar. Use admin for account and password to log in.



<http://192.168.10.1/>

Login

Account

admin

Password


admin

Language

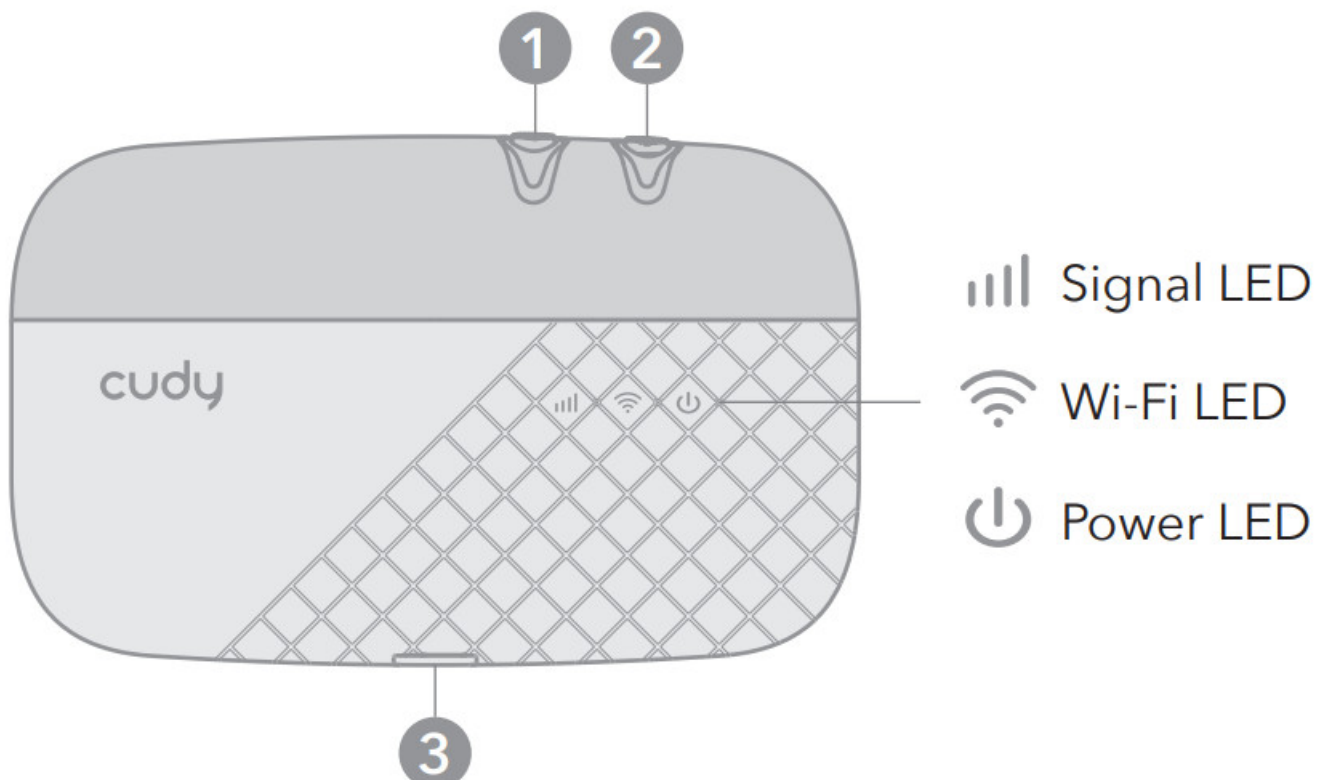
English

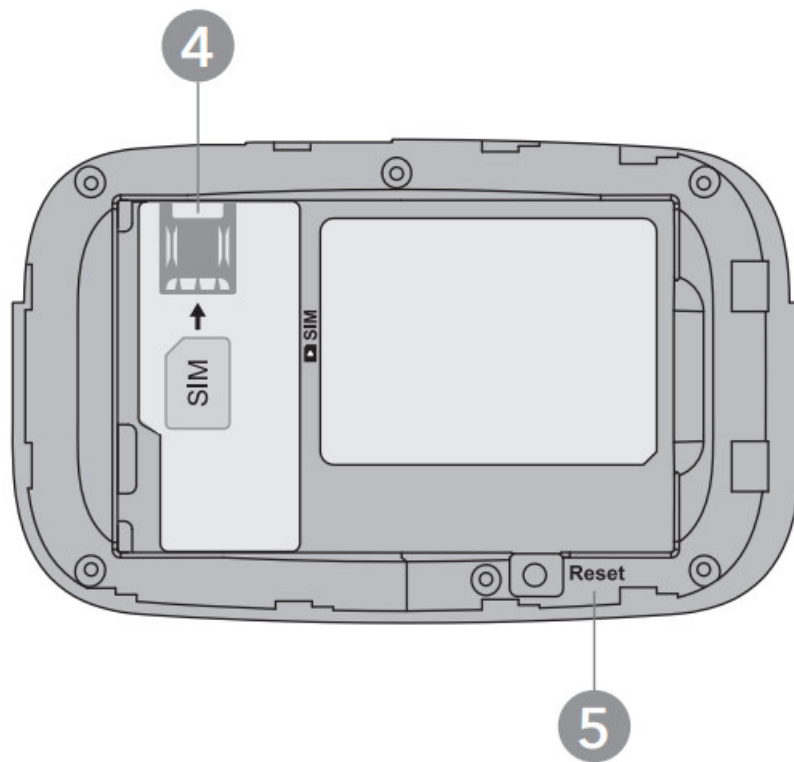
Login

3. Follow the step-by-step instructions of the Wizard to complete the initial configuration.






Button and Interface





1. WPS Button	4. Nano SIM Card Slot
2. Power Button	5. Reset Button
3. USB Port	

LED Indicators

LED	Status	Explanation
	Blue Solid	Registered to LTE/3G
	Off	No Service/No SIM
	Blue Solid	Wi-Fi is enabled
	Blue Flash	WPS is activated
	Off	Wi-Fi is disabled
	Blue Solid	Device powered on
	Blue Blink Slowly	Charging
	Blue Flash	Battery is low (<10%)
	Off	Device Powered off

Note:

Blink Slowly: Turn on-1s,Turn off-1s

Flash: Turn on-0.2s,Turn off-0.1s

Frequently Asked Questions

Q1. What should I do if I cannot access the internet ?

A. Visit the web management page (<http://192.168.10.1>) on your phone, enter admin to log in, then check the following:

Check PIN status

If the current SIM card status is PIN Locked, your SIM card is PIN protected and you need to unlock it using the PIN code provided by your mobile carrier. Go to WAN > PIN to verify if PIN is required. If it is, enter the correct PIN provided by your ISP, and click Apply.

Verify the mobile carrier parameters

Go to WAN > APN settings to verify the parameters provided by your ISP are correctly entered. If the parameters are incorrect, select Add New and enter the correct parameters, then select the new profile from the Profile list.

Check the Data Roaming settings

If your SIM card is operated in a roaming service area, go to WAN > Connections to enable Data Roaming.

Check Data Limit

Contact your mobile carrier to check whether your data usage has exceeded the Total/Monthly allowance.

Q2. How do I restore the Mobile Wi-Fi to its factory default settings?

A. With the Mobile Wi-Fi powered on, remove the cover, then use a pin to press and hold the Reset button for 5s before release.

Note: Restoring the device to its factory defaults will clear all your settings.


Declaration of Conformity

Cudy hereby declares that the device is in compliance with the essential requirements and other relevant provisions of directives 2014/53/EU, 2009/125/EC and 2011/65/EU, Directive (EU)2015/863.

The original EU declaration of conformity may be found at <http://www.cudy.com/ce>.



Documents / Resources

	cudy MF4 Mobile Wi-Fi Router [pdf] Installation Guide MF4 Mobile Wi-Fi Router, MF4, Mobile Wi-Fi Router, Wi-Fi Router
---	--

References

- [Cudy Official Website](#)
- [Cudy CE](#)