



## CUBOT Max 2 Smartphone User Guide

[Home](#) » [CUBOT](#) » CUBOT Max 2 Smartphone User Guide 

# CUBOT

QUICK  
START  
GUIDE



CUBOT

### Contents

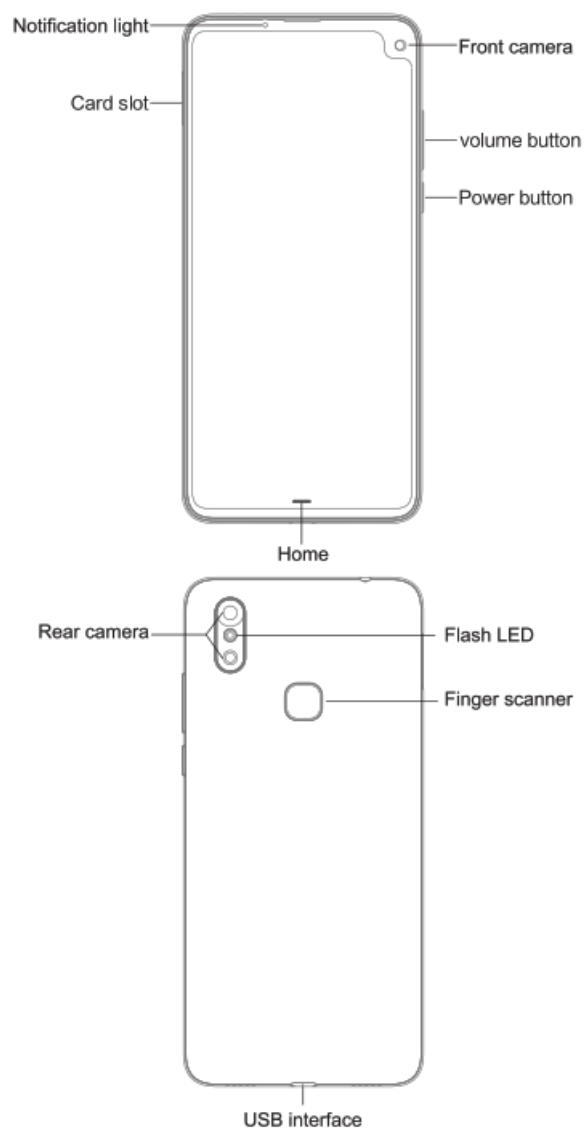
- [1 SIMPLE & TRUST START HERE](#)
- [2 Main components](#)
- [3 SIM/Micro SD](#)
- [4 Battery](#)
- [5 Screen lock](#)
- [6 Customize home interface +](#)
- [7 Camera](#)
- [8 Messaging](#)
- [9 Documents / Resources](#)
  - [9.1 References](#)
- [10 Related Posts](#)

**SIMPLE & TRUST START HERE**

**MAX 2**



## Main components




## SIM/Micro SD

Nano SIM card + Nano SIM card

Or

Nano SIM card + Micro SD card



## Battery

5000mAh

Detachable battery



**non-removable back cover**

**Screen lock** 🔒

It can be increased the security of the phone by using a screen lock. Screen lock settings can be found under "Settings">"Security"> "Set up screen lock".




### **Customize home interface +**

In standby mode, press any blank area for a few seconds to add shortcuts, widgets, folders, or set wallpapers. You can also remove or move, or add other items from the home interface. It's customized.



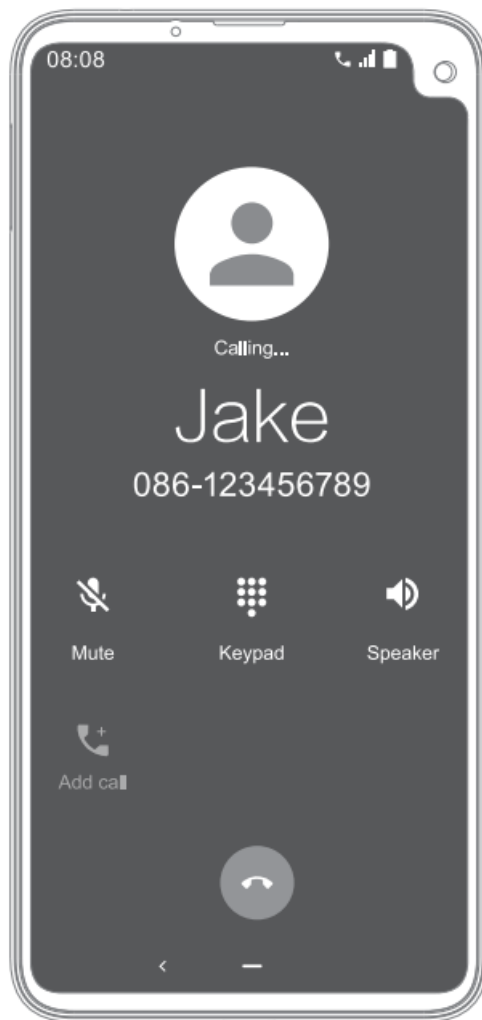
## Camera 📷

**CUBOT** is equipped with front and rear cameras, which are designed for you to share wonderful moments with friends and family. Adjust focus, exposure, zoom in or zoom out, switch between front and rear cameras, and among different functions of the camera video recorder by flipping the icon on the screen.



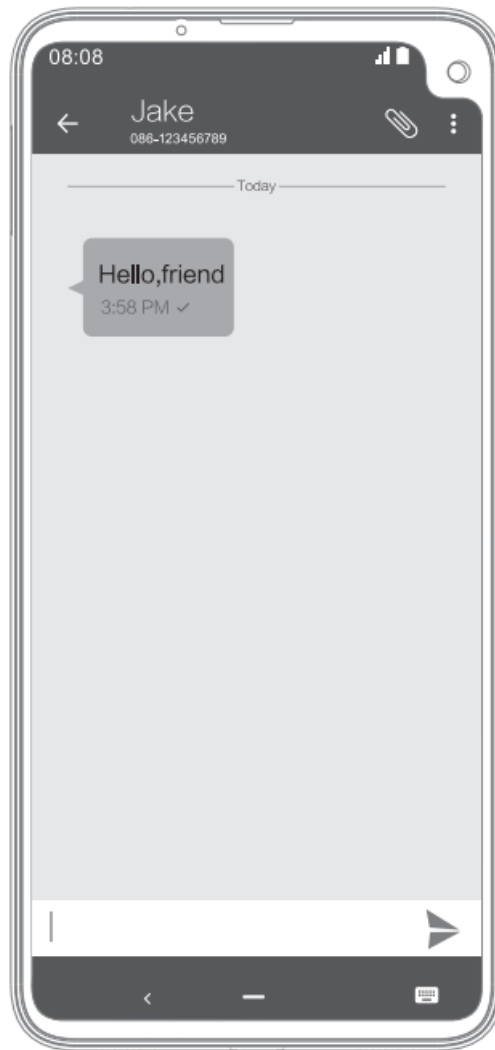
## Make a call

You can make a call under the interface of the Call log, contacts, favorites, and message (which contains the phone number). In standby mode, press the call key to make a call.



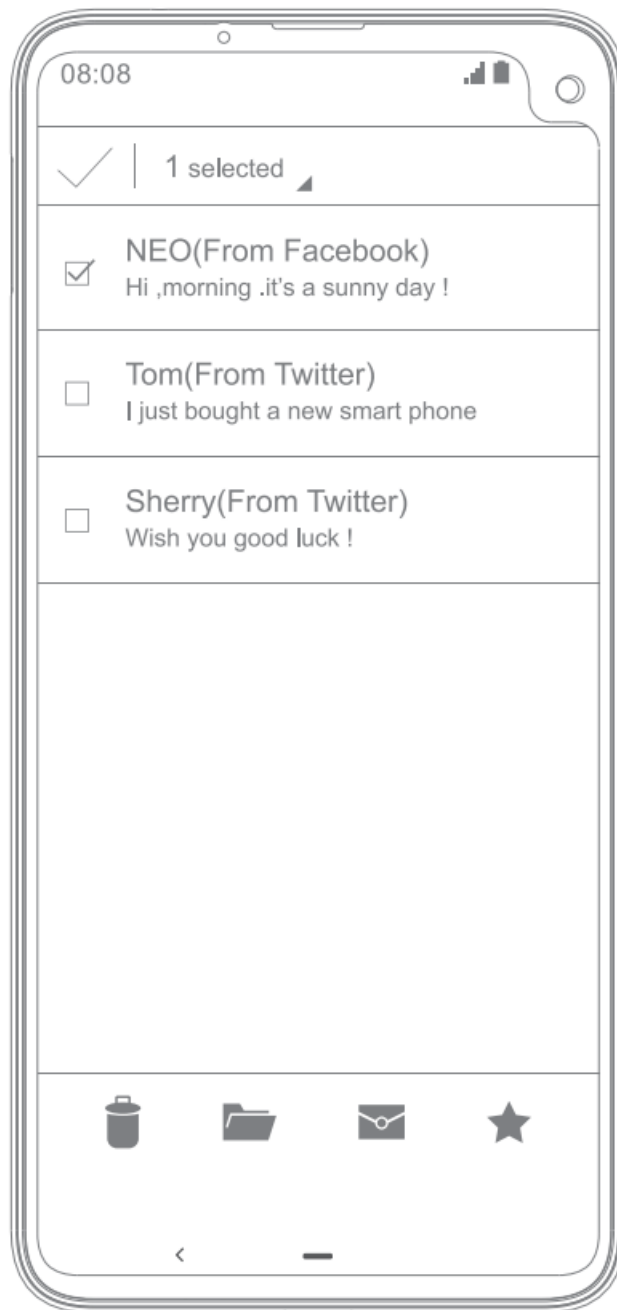
## Messaging

Touch and open the text box to select an input method. You can insert smiley, picture, audio, or video files and send them to multiple recipients.



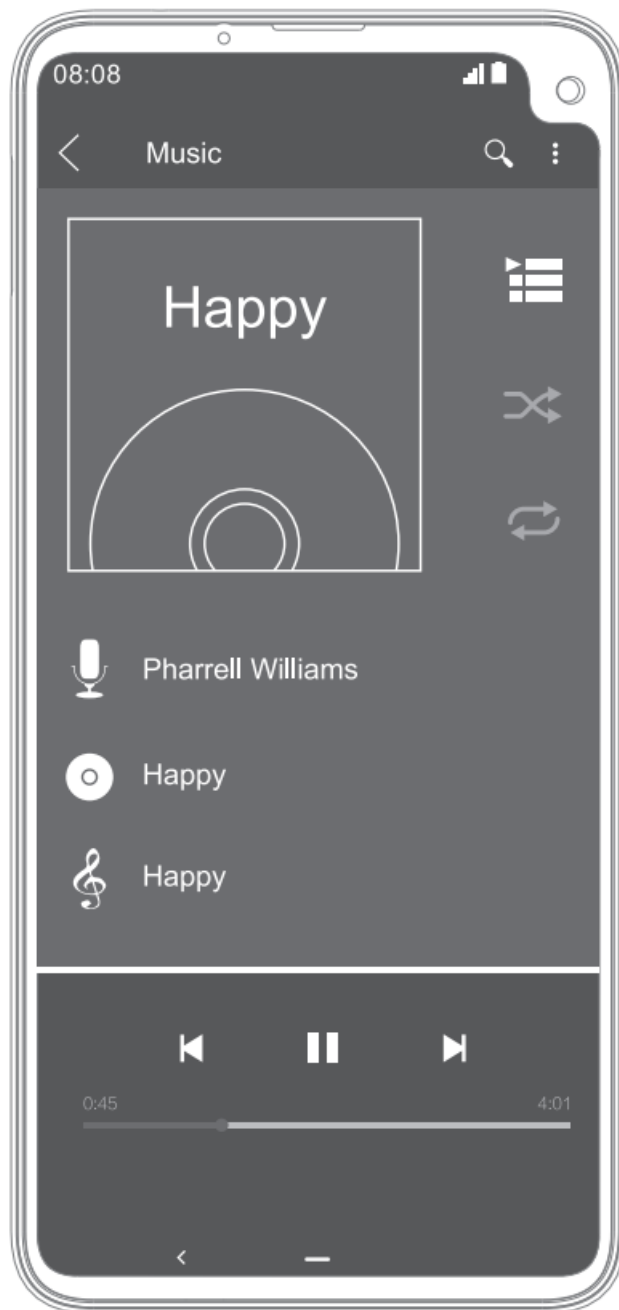
## Email

The email app enables you to read, compose and send emails, and is configured to work with all the major email providers. CUBOT supports multiple account modes, and you won't miss any emails.




## Music 🎵

CUBOT supports various music formats, different sound effects, such as Bass Boost, Virtualizer and equalizer features, etc., and 4 categories, i.e. Artists, Albums, Songs, and Playlists.



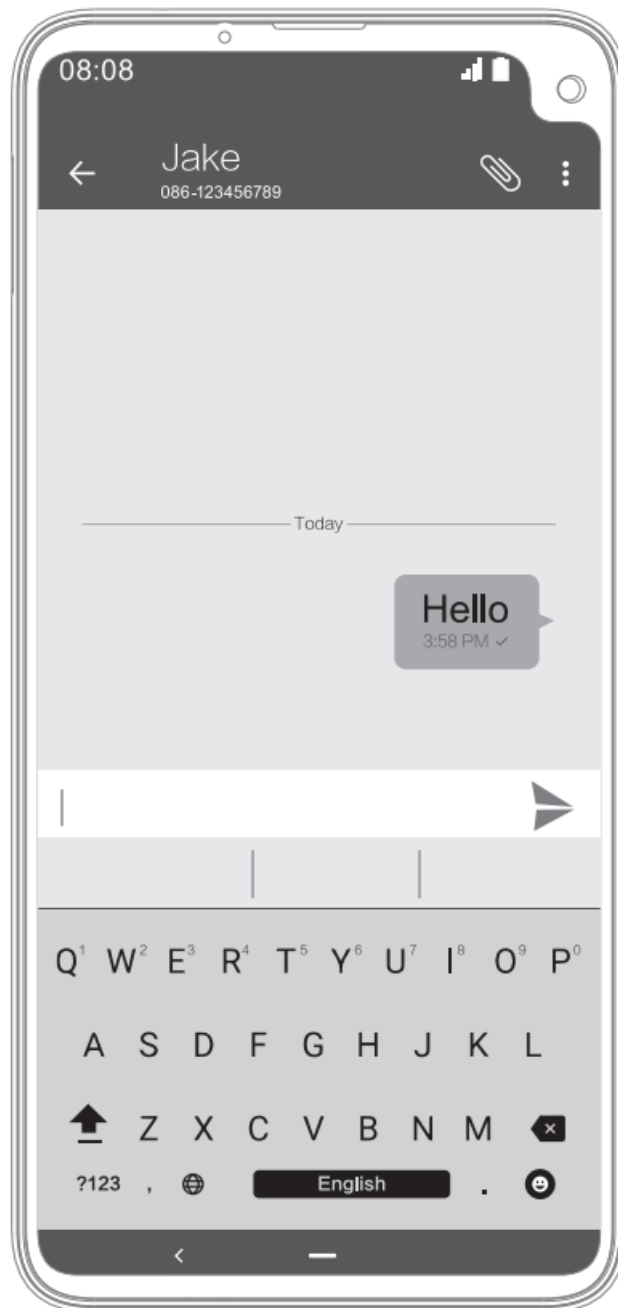
## Gallery

You will find it very easy to view all the photos. Flick right or left to move images. Double-click or pinch the photo to zoom in. You can edit, share, print, and more.



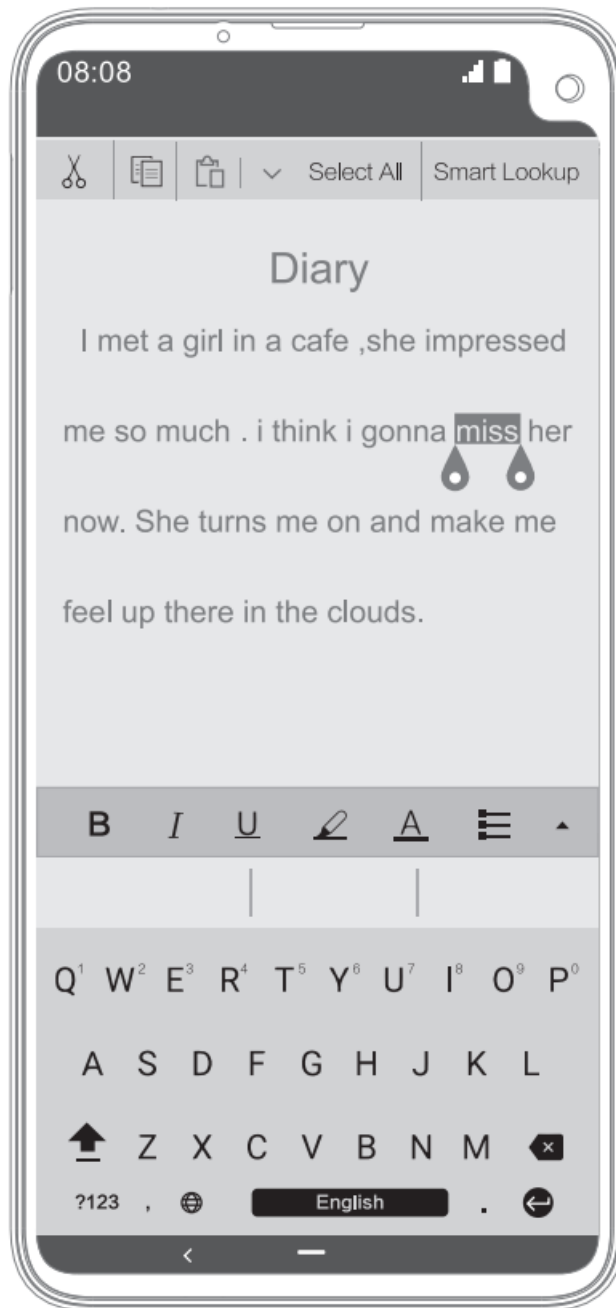
### Intelligent keyboard

CUBOT automatically corrects and suggests words when you are typing, and it also supports voice input.



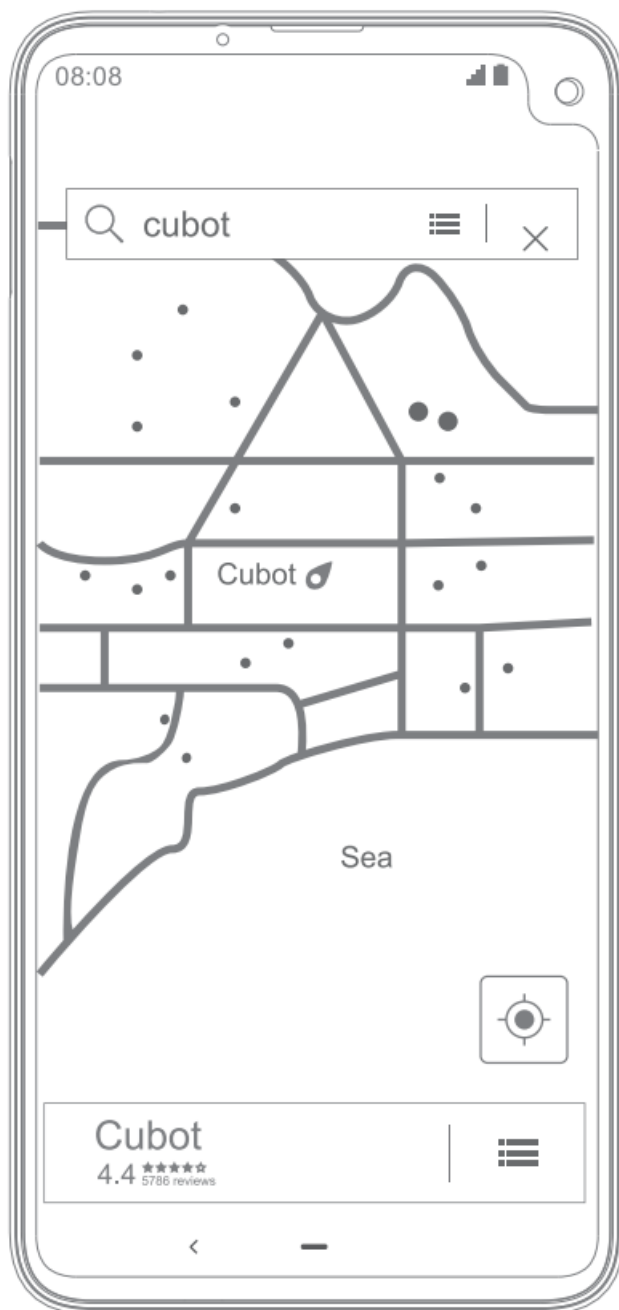
### Cut, copy, and paste

Press for a little longer of the text content to bring up the magnifying glass, and then slide your finger to move the insertion points. Then tap to cut, copy, or paste. It is very easy to copy text from web pages, emails, or text messages.



## Map

You can view satellite images or street maps with detailed route instructions just like you are walking in the street. The Map app can be used to locate yourself, and view real-time traffic conditions, pedestrian, bus routes, or a car driving route instructions.



### **CUBOT SIMPLE & TRUST**



Thank you for your purchase of the CUBOTAndroid™ product

Android is a trademark of Google LLC;

Oreo is a trademark of Mondelez International, Inc. group.

Please click [www.cubot.net](http://www.cubot.net) and download the latest firmware, getting acknowledgment of late product information.

### **Documents / Resources**

	<p><a href="#">CUBOT Max 2 Smartphone</a> [pdf] User Guide Max 2 Smartphone, Max 2, Smartphone, Phone</p>
	<p><a href="#">CUBOT Max 2 Smartphone</a> [pdf] User Guide Max 2, Smartphone, Max 2 Smartphone, Dual SIM Smartphone, Mobile Phone, Android Phone, Cell Phone</p>

## References

- FC [FCC ID Search | Federal Communications Commission](#)

Manuals+.