



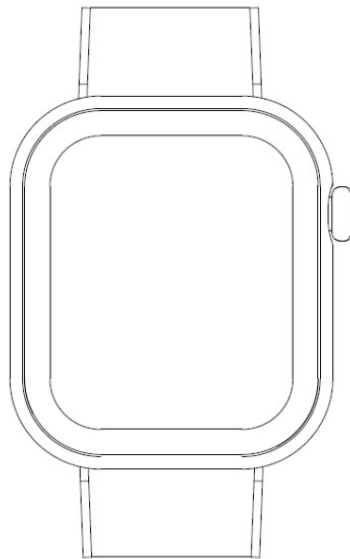
CUBOT C5 Smartwatch User Manual

[Home](#) » [CUBOT](#) » CUBOT C5 Smartwatch User Manual 

Contents

- 1 CUBOT C5 Smartwatch User Manual
 - 1.1 An introduction to Device
- 2 APP Binding
- 3 Notes:
- 4 APP Binding
- 5 Notes:
- 6 Wear/Replace
- 7 Note:
- 8 Operation Instructions
- 9 Interface Operation
- 10 Function Introduction
- 11 Notes for Safety and Product Information
 - 11.1 Battery Alarm
- 12 Health Alarm
- 13 Traffic Safety
- 14 Operating Environment
- 15 Operating Environment
- 16 Notice
- 17 Warranty Conditions
- 18 EU Declaration of Conformity
- 19 Importer: Alza.cz a.s.
- 20 Subject of the declaration:
- 21 WEEE
- 22 Read More About This Manual & Download PDF:
- 23 Documents / Resources
- 24 Related Posts

CUBOT C5 Smartwatch User Manual



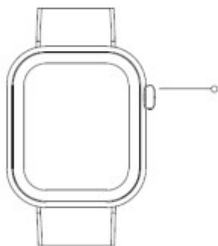
The product user guide contains product features, how to use, and the operating procedure. Read the user manual carefully to get the best experience and avoid unnecessary damage. Keep this manual for future reference. If you need help or have damaged or missing parts, call the customer line:

www.alza.co.uk/kontakt

© +44 (0)203 514 4411

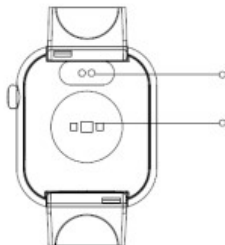
Importer Alza.cz a.s., Jankovcova 1522/53, Holešovice, 170 00 Praha 7, www.alza.cz

An introduction to Device



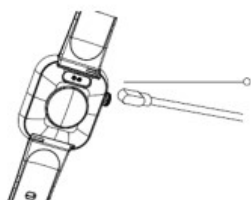
Power key

1. Short press to brighten the screen
2. Long press to power on or off
3. Function key



Charging port

Heart Rate Sensing Area



Connect to the USB cable to charge before turning on the smart watch for the first time.

APP Binding

Long press the Power Key to power on – enter power-on guide to set language – scan the QR code and download H Band to pair and connect – set the watch on the APP (not require account registration)

Notes:

1. Please ensure that your mobile Bluetooth and GPS are turned on prior to connection;
2. Do not directly pair mobile Bluetooth with watch;
3. Support (1) Android 5.0 and more advanced systems; (2) IOS 10.0 and more advanced systems.

APP Binding

Long press the Power Key to power on – enter power-on guide to set language – scan the QR code and download H Band to pair and connect – set the watch on the APP (not require account registration)

Notes:

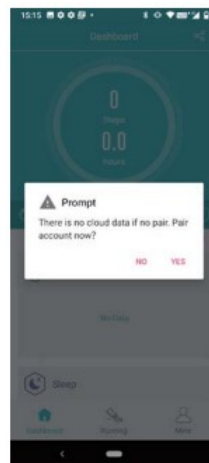
1. Please ensure that your mobile Bluetooth and GPS are turned on prior to connection;
2. Do not directly pair mobile Bluetooth with watch;



1. Please turn your mobile Bluetooth and GPS on;
2. Click device connection on the APP home page to search device.



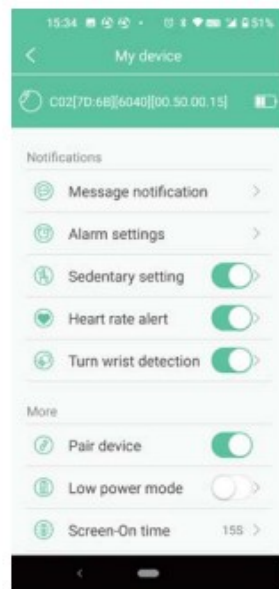
Select product type: C5



Click "YES" to bind

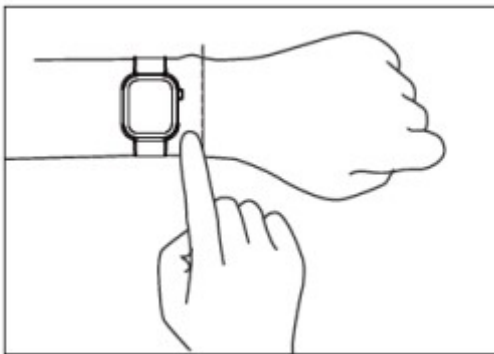


Enter more operations

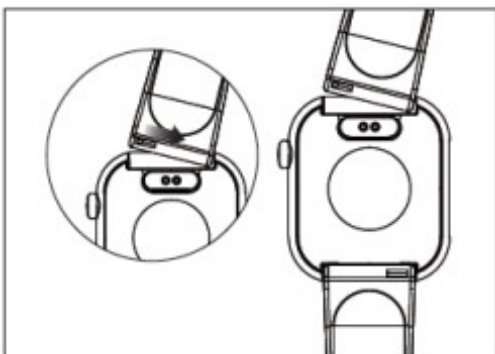


Enter APP settings

Wear/Replace



Keep a certain distance away from carpus when wearing the watch and adjust to a comfortable tightness.



Switch on and remove wrist strap.

Note:

1. Too loose wearing may affect the data accuracy of heart rate;
2. Keep its surface clean and dry. Interface

Operation Instructions

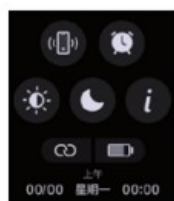
Dial Plate Change



Long press the dial plate for 3s to enter the change interface

Interface Operation

Find your Phone, Alarm clock, Brightness Adjustment, Do not Disturb, About the Device (model, MAC/version)



Status bar



Main Interface



Step Counting



Sleep

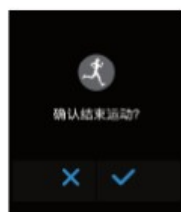


Heart Rate



Message Bar

Remark: Slide left to exit under the sports mode.



Function Introduction



Sports Mode (10 sport modes such as outdoor running and walking)



Step Counting Mode (Record total step number, mileage and calorie)



Sleep mode (Record total sleep time, deep sleep time and light sleep time)



Heart Rate Mode (Measure the current heart rate and record the highest, lowest and the previous heart rate)



Alarm Clock Reminder (Enter more operations (Alarm Clock Settings in the APP to set alarm clock)



Music Control (Control and play mobile music)



Find Your Phone (Find your phone via watch within Bluetooth connection range)



Camera Control (Enter More Operations / Camera on the APP, and shake to control)



Women's Health (Set and remind safe period)

Notes for Safety and Product Information

Battery Alarm

Do not damage battery via shape items, and do not disassemble it without authorization;

Health Alarm

If you are wearing implantable electronic devices such as pacemakers, please consult your doctor before heart rate measurement; Equipped optical heart rate sensor flashes green light. If you have epilepsy or are sensitive to flickering light, please consult your doctor whether you can use the product; The device will track your daily activities according to the sensor with the aim of offering data involving your daily activities such as steps, mileage, calorie, sleep and heart rate. Please note that they may not be completely accurate; The device, accessories, heart rate sensor and other related data are for entertainment and fitness, instead of medical purpose. They can't help you diagnose, monitor, treat and prevent any disease or symptom. The heart rate data is for reference only. We aren't liable for all results caused by data deviation.

Traffic Safety

Please keep great judgement and ensure driving safety. Do not carry out all activities that may divert your attention; malfunction may occur due to the interference of radio. Please contact the manufacturer to consult about detailed information.

Operating Environment

Do not wear the watch when showering, diving and etc.;

Do not wear the watch too tight, and keep the part that touches skin dry;

Do not make kids or pets bite the device or its accessories to avoid any damage;

The watch isn't waterproof to acid, alkaline solutions, chemical reagent and other corrosive liquid;

Please use the device within 0-35°C. Too high or too low environment temperature may bring device malfunctions.

Unauthorized battery change will lead to explode; Please handle used battery accordingly;

Operating Environment

Do not wear the watch when showering, diving and etc.;

Do not wear the watch too tight, and keep the part that touches skin dry;

Do not make kids or pets bite the device or its accessories to avoid any damage;

The watch isn't waterproof to acid, alkaline solutions, chemical reagent and other corrosive liquid;

Please use the device within 0-35°C. Too high or too low environment temperature may bring device malfunctions.

Unauthorized battery change will lead to explode; Please handle used battery accordingly;

Notice

By using this product, you agree that the measurement is indicative, cannot be taken into account and does not in any way replace therapy! Therefore, do not evaluate the measured values yourself and do not determine the therapy yourself according to them. Follow your doctor's instructions and trust his diagnosis. Take your medicine as instructed by your doctor and never change the dose. The measured values determined by you can only be used for your information – they do not replace a medical examination! Discuss your measured values with your doctor, definitely do not make any medical decisions based on them (for example, the use of drugs and their dosage)! The importer is not liable for the measured values.

Equipped optical heart rate sensor flashes green light. If you have epilepsy or are sensitive to flickering light, please consult your doctor whether you can use the product;

Do not use the watch at extreme temperatures (below 0 °C and above 35 °C).

Reassembling or modifying the product impairs its safety. All modifications and repairs to the equipment or accessories must be carried out by a specialist workshop. Never open or repair the product yourself! Handle the product carefully. It can be damaged by blows, blows or falling from a height.

Technical specifications are subject to change without notice. Never heat the battery above 50 °C and do not dispose of in fire, risk of explosion / fire! Do not short-circuit the battery. Do not subject the battery to mechanical stress. Avoid dropping, bumping, bending, twisting or cutting the battery. If the battery overheats, stop charging immediately. A battery that overheats or deforms during charging is defective and should not be used. Never discharge the battery completely, as this will shorten its life. Store out of direct sunlight at room temperature. Keep the product out of the reach of small children – risk of suffocation by small parts.

Do not place the device near heat sources.

Connect to the correct power sources.

Warranty Conditions

A new product purchased in the Alza.cz sales network is guaranteed for 2 years. If you need repair or other services during the warranty period, contact the product seller directly, you must provide the original proof of purchase with the date of purchase.

The following are considered to be a conflict with the warranty conditions, for which the claimed claim may not be recognized:

- Using the product for any purpose other than that for which the product is intended or failing to follow the instructions for maintenance, operation and service of the product.
- Damage to the product by a natural disaster, the intervention of an unauthorized person or mechanically through the fault of the buyer (e.g. during transport, cleaning by inappropriate means, etc.).

- Natural wear and aging of consumables or components during use (such as batteries, etc.).
- Exposure to adverse external influences, such as sunlight and other radiation or electromagnetic fields, fluid intrusion, object intrusion, mains overvoltage, electrostatic discharge voltage (including lightning), faulty supply or input voltage and inappropriate polarity of this voltage, chemical processes such as used power supplies, etc.
- If anyone has made modifications, modifications, alterations to the design or adaptation to change or extend the functions of the product compared to the purchased design or use of non-original components.

EU Declaration of Conformity

Identification data of the manufacturer's / importer's authorized representative:

Importer: Alza.cz a.s.

Registered office: Jankovcova 1522/53, Holešovice, 170 00 Prague 7 IČO: 27082440

Subject of the declaration:

Title: Smart Watch

Model / Type: Cubot C5



The above product has been tested in accordance with the standard(s) used to demonstrate compliance with the essential requirements laid down in the Directive(s):

Directive No. (EU) 2014/53/EU

Directive No. (EU) 2011/65/EU as amended 2015/863/EU Prague, 25.06.2021

WEEE



■ This product must not be disposed of as normal household waste in accordance with the EU Directive on Waste Electrical and Electronic Equipment (WEEE – 2012/19 / EU). Instead, it shall be returned to the place of purchase or handed over to a public collection point for the recyclable waste. By ensuring this product is disposed of correctly, you will help prevent potential negative consequences for the environment and human health, which could otherwise be caused by inappropriate waste handling of this product. Contact your local authority or the nearest collection point for further details. Improper disposal of this type of waste may result in fines in accordance with national regulations.

Read More About This Manual & Download PDF:

Documents / Resources



Cubot C5

User Manual • Operating manual •
Manuel d'utilisateur • Manual •
Bedienungsanleitung

[CUBOT C5 Smartwatch](#) [pdf] User Manual C5 Smartwatch, C5, Smartwatch