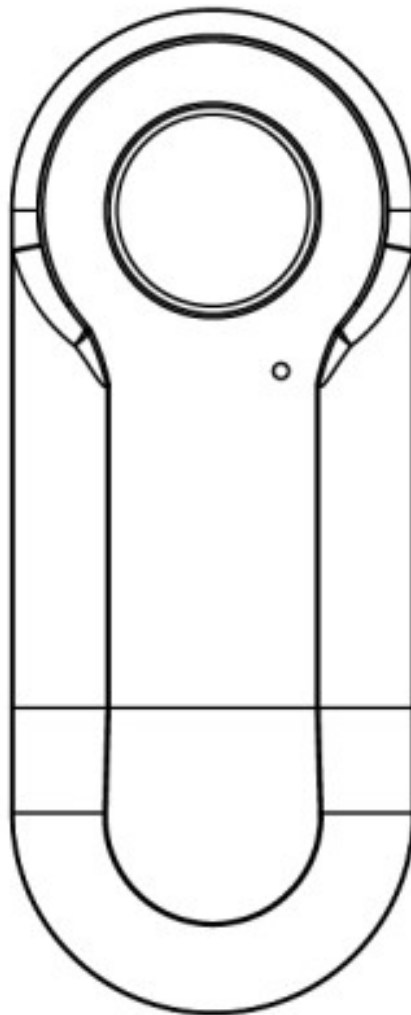




CUBetEK BT01 Bluetooth Transmitter User Manual

[Home](#) » [CUBETEK](#) » CUBetEK BT01 Bluetooth Transmitter User Manual 



NOTE: USE POWER ADAPTER FOR POWERING THE DEVICE SUPPLIED WITH PACKAGE. TV USB POWER IS NOT SUFFICIENT SO USE POWER ADAPTER SUPPLIED IN PACKAGE FOR TURNING THE DEVICE ON AND IN PAIRING MODE.

This device is easy to operate, transmitting all audio freely. With this device, you can transmit sound of TV, PC, CD player, mp3 and all audio devices to Bluetooth Speaker/headphone..... With low latency tech, support in-time transmission of online games, TV, movies... Wirelessly music, freely life!

Contents

1 Packing Accessories:

2 Instructions:

3 CONNECTION STEPS:

4 FAULT DIAGNOSIS :

**5 Documents /
Resources**

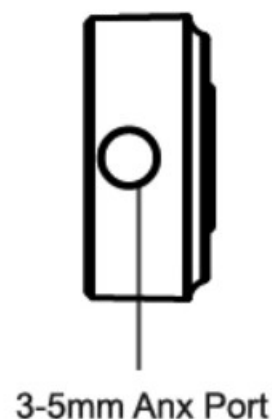
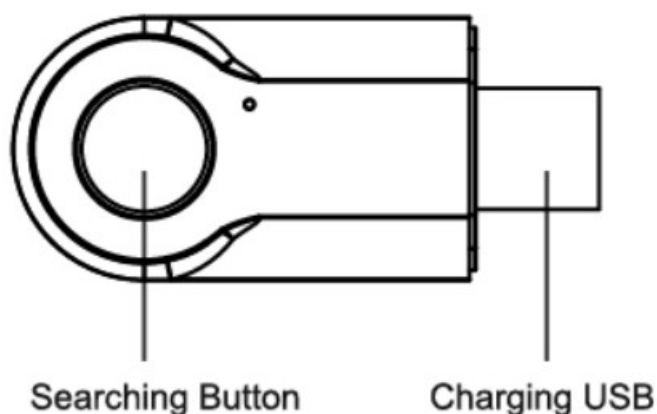
6 Related Posts

Packing Accessories:

Bluetooth Device:	1pcs
3.5MM AUX Cable:	1pcs
Neutral Manual:	1pcs
Power Adapter:	1pcs

Instructions:

Interface schematic diagram:



Note: connect antenna with device before using.

CONNECTION STEPS:

A). Insert the Device to USB port of Power Adapter supplied with the device. Do not power on TV USB Port. Once powered On, Blue light on device starts flashing.

B). Insert 3.5mm aux cable into device's aux port, the other end Of cable insert to aux output port of phone, table, MP3, CD, PC, TV...

C);Blue light flashing fast: To put the device in pairing mode, Double-tap on the searching button. Now blue light flashes fast.

Note: keep with other Bluetooth devices (Bluetooth headphones)in a short distance(<8M)when pairing. To put Headphones in Pairing mode, Long Hold the On/OFF Switch of Headphones till the Lights flash faster on headphones.

D).Pairing successful,then blue light on device becomes stable, and also on your headphones/speakers the blue light becomes stable.

NOTE:

1. Searching and pairing time depends on different devices MP3/MP4(headphone...)with different bluetooth program and protocol
2. Turn off and start pairing again when pairing failed or in a long time.
3. Device with switch function, short press button to switch devices when surrounding with several Bluetooth devices(headphones)

FAULT DIAGNOSIS :

You can try to solve problems by these ways if facing Problems. In case you continue to face connection issue You can contact us at 080-41696808 or email us at:mepagaria@gmail.com

Bluetooth audio adapter cannot work normally?


1. Check the Device when connected to power. It should flash Blue light when in Pairing mode. Make sure to connect device to Power Adapter supplied in package.
2. No sound transmission? Check 3.5mm aux cable is connected rightly to the device and also to other side of the port
3. Pairing failed with Bluetooth device(headphone...)?Take Device closer to the bluetooth device,or press button to search again, or turn off and restart.
4. Due to different bluetooth devices with different Bluetooth Program and protocol, some device may not pair successful. We will continue optimizing the device, thanks for supporting.



Tips DO NOT USE POWER BANK TO POWER THE DEVICE, AS DEVICE TURNS OFF AUTOMATICALLY WHEN POWER BANK POWER IS LOW
SO ALWAYS POWER DEVICE WITH USB POWER ADAPTER SUPPLIED IN PACKAGE

www.melodymedia.in

Documents / Resources

	<p>CUBEtEK BT01 Bluetooth Transmitter [pdf] User Manual BT01 Bluetooth Transmitter, BT01, Bluetooth Transmitter</p>
---	---