

CUBE M3 Mini Portable Flash Wireless Bluetooth Speaker User Manual

Contents

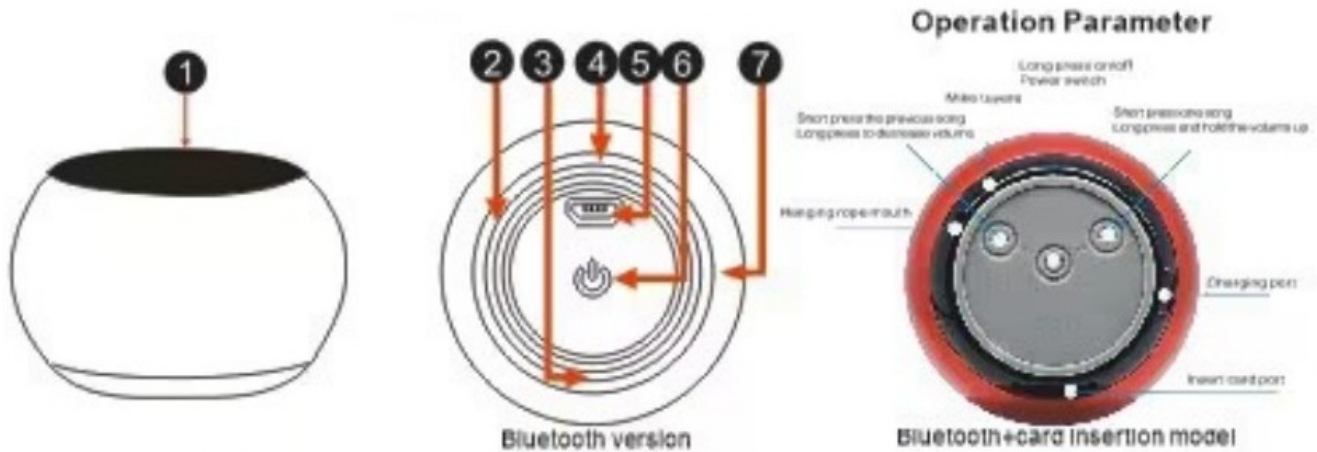
- [1 CUBE M3 Mini Portable Flash Wireless Bluetooth Speaker](#)
- [2 PRODUCT FUNCTION](#)
- [3 PRODUCT USING INSTRUCTIONS](#)
- [4 Specification](#)
- [5 Documents / Resources](#)
 - [5.1 References](#)

CUBE

CUBE M3 Mini Portable Flash Wireless Bluetooth Speaker



PRODUCT FUNCTION



1. Speaker
2. Indicator LED
3. Microphone hole
4. LED charging indicator
5. Micro socket USB
6. On/off button
7. Hole for umbilical cord

PRODUCT USING INSTRUCTIONS

Usage



- Press and hold the bottom power button to turn on the phone (with a power-on sound and a blue light flashing), then refresh the Bluetooth settings page of the phone to find the Bluetooth name: MT or M3.
- The Bluetooth name that can be inserted into the card is MTTF or M3TF (if a card is inserted, remove the card first), and click to connect.

Charging the battery:

1. insert the charging Cable into the Micro USB input port. convert the USB plug into a 5V USB power terminal.
The charging ED indicator will turn on
2. After tharging completion, the LED indicator will turn off
 - **Note:** When music sounds become smaller and you hear the warning tone. please charge this speaker in time.

Wireless pairing for music/phone call

1. **a.** Turn on the speaker by pressing "" button for 3 seconds. The speaker will have a voice prompt and a blue indicator will lash.
 - **b.** Stereo mode (only for two speakers):
 - Power an twa Model. Double press ** oon and Model. connected prompts are heard once the speakers are paired successfully. After the fret pairing the Model automaticaly connects when you turn them both on

2. Turn in your device and activate the Bluetooth function
3. Search for Wireless pairing name “Model and click to pair, the speaker will ait automatically, and the speaker we have a voice prompt, and the indicator will light on.
 - Then. you just need to press the “” button to answer the call when the call is coming or press for play/pause
4. Tum off the speaker by pressing “” buron for 4 seconds and the speaker will have a voice prompt.
 - **NOTE:** When you can’t play the music, pleasure fresh the Wireless connection

Specification

- **Power Rating** 3W
- **Frequency Response** 20Hz- 20KHz
- **THD** <1 %
- **S/N** 280DB
- **Speaker Parameter** 4Ω 3W Diameter 36mm
- **Battery** 3.7V/450mAh
- **Wireless Version** Wireless V 5.0

Documents / Resources

	<p>CUBE M3 Mini Portable Flash Wireless Bluetooth Speaker [pdf] User Manual M3 Mini Portable Flash Wireless Bluetooth Speaker, M3, Mini Portable Flash Wireless Bluetooth Speaker, Portable Flash Wireless Bluetooth Speaker, Flash Wireless Bluetooth Speaker, Wireless Bluetooth Speaker, Bluetooth Speaker, Speaker</p>
---	--

References

- [User Manual](#)

[Manuals+](#), [Privacy Policy](#)

This website is an independent publication and is neither affiliated with nor endorsed by any of the trademark owners. The "Bluetooth®" word mark and logos are registered trademarks owned by Bluetooth SIG, Inc. The "Wi-Fi®" word mark and logos are registered trademarks owned by the Wi-Fi Alliance. Any use of these marks on this website does not imply any affiliation with or endorsement.