




CUBE ACID CMPT 1.2 Frame Bag Instruction Manual

[Home](#) » [CUBE](#) » CUBE ACID CMPT 1.2 Frame Bag Instruction Manual 

Contents

- [1 CUBE ACID CMPT 1.2 Frame Bag](#)
- [2 Product Information](#)
- [3 GENERAL](#)
- [4 OVERVIEW](#)
- [5 SAFETY INSTRUCTIONS FOR ACCESSORIES](#)
- [6 CLEANING AND CARE](#)
- [7 ASSEMBLY INSTRUCTION AND MANUAL](#)
- [8 STORAGE](#)
- [9 Documents / Resources](#)
- [10 Related Posts](#)



CUBE ACID CMPT 1.2 Frame Bag



Product Information

The product is a bicycle or bicycle accessory. The user manual contains important information regarding the assembly, initial operation, and maintenance of the product. It is essential to read and keep the manual for future reference.

Warnings:

- **WARNING!** There is a medium risk of hazard that may result in death or serious injury if not avoided.
- **CAUTION!** There is a low risk of hazard that may result in moderate or minor injury if not avoided.
- **NOTICE!** This indicates a warning of possible damage to property.

Usage Instructions:

1. Before assembling or using the product, carefully read all the enclosed instructions, especially the general safety instructions.
2. Keep the enclosed instructions close at hand for future use.
3. If you pass on the product or the vehicle equipped with the product to a third party, always include all accompanying instructions.
4. We strongly recommend having this product assembled by your dealer.
5. The enclosed instructions are subject to European legislation. If the product or vehicle is delivered outside Europe, additional instructions may be provided by the manufacturer/importer.

Safety Instructions:

- **Safety of Children:** Keep children away from the packaging or small parts as they may swallow them and suffocate or injure themselves.
- **Safety Instructions for Assembly:** Ensure that children are not left unsupervised during the assembly process.
- **Safety Instructions for Operation:** Note that accessories can significantly influence the characteristics of the vehicle. Read and follow all safety notes and instructions to prevent accidents, serious injury, and damage.
- **Safety Instructions for Maintenance:** To prevent malfunctions, excessive wear, material fatigue, or loose screw connections, regularly inspect the product. Contact your dealer if you notice any issues such as excessive wear, loose screw connections, deformation, cracks, or color changes.

Cleaning and Care:

Follow the cleaning and care instructions provided in the manual to maintain the product's performance and longevity.

Disposal:

Dispose of the packaging in a sorted manner. Place cardboard and paper in the recycling bin and dispose of films and plastic parts in the designated recycling collection.

Contact Information:

If you have any further questions or need assistance, you can contact Pending System GmbH & Co. KG at +49 (0)9231 97 007 80 or visit their website at www.cube.eu.

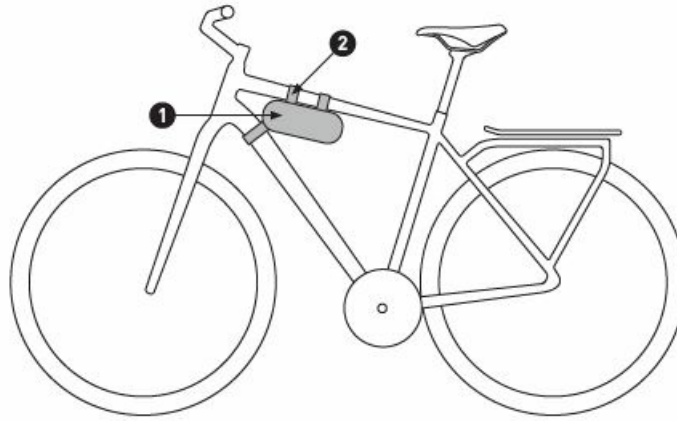
GENERAL

READ AND KEEP THE MANUAL

This and other accompanying instructions contain important information on the assembly, initial operation, and maintenance of the product.

- Read all enclosed instructions carefully before assembling or using the product, especially the general safety instructions. Non-observance of this manual may result in serious injury or damage to the product itself and your vehicle. Keep the enclosed instructions close to hand for further use. If you pass on the product or the vehicle equipped with the product to a third party, always include all accompanying instructions.
- We at CUBE strongly recommend that you have this product assembled by your dealer.
- The enclosed instructions are subject to European legislation. If the product or vehicle is delivered out-side Europe, the manufacturer/importer may have to provide additional instructions.

OVERVIEW



- x1 frame bag
- x5 velcro straps

EXPLANATION OF SYMBOLS

- The following symbols and signal words are used in the enclosed instructions, on the product or on the packaging.

WARNING!

A medium risk of hazard that may result in death or serious injury if not avoided.

CAUTION!

A low risk of hazard which may result in moderate or minor injury if not avoided.

NOTICE!

- Warning of possible damage to property.
- Useful additional information for assembly or operation.
- Read and observe the enclosed instructions.
- Reference to further documentation – See instructions (Doc. – Number)
- Use a torque wrench. Use the torque values indicated in the symbol.

SAFETY INSTRUCTIONS FOR ACCESSORIES

Risk of accident and injury!

Read all safety notes and instructions. Failure to observe the safety instructions and instructions can cause accidents, serious injury and damage.

Safety of children

If children play with the packaging or small parts, they may swallow them and suffocate or injure themselves.

- Keep small parts away from children.
- Do not let children play with the packaging or product.

- Do not leave the product or vehicle unattended during assembly.

Safety instructions for assembly

- Before assembly, check the scope of delivery of the product for completeness.
- Before assembly, check all components of the product and the vehicle for damage, sharp edges or burrs.
- If the scope of delivery for the product is not complete or if you notice any damage, sharp edges or burrs on the product, components or vehicle, do not use it.
- Have the product and the vehicle checked by your dealer.
- Use only parts and accessories intended for the product. Components from other manufacturers may affect optimal function.
- If you intend to combine this product with vehicles of other manufacturers, be sure to check their specifications and check dimensional accuracy and compatibility according to the instructions in the enclosed manuals and the owner's manual of your vehicle.
- Screw connections must be tightened correctly with a torque wrench and with correct torque values.
- If you are not experienced in using a torque wrench or do not have a suitable torque wrench, have loose screw connections checked by your dealer.
- Note special torques for components made of aluminum or carbon fiber reinforced polymer. Please also read and follow the operating instructions of your vehicle.

Safety Instructions for Operation

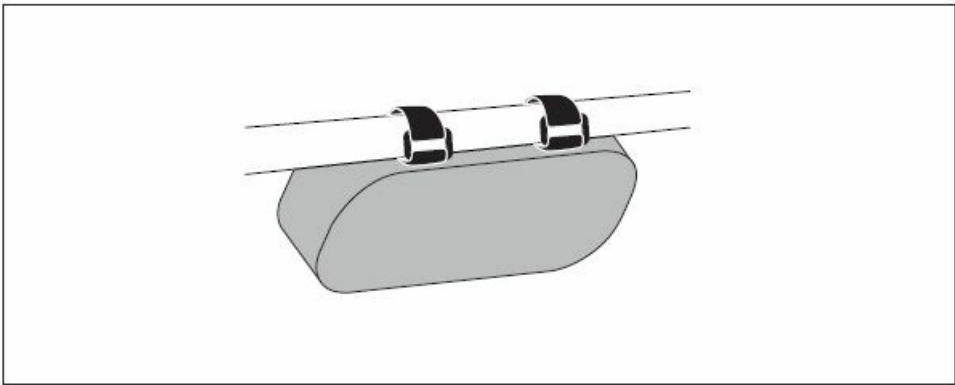
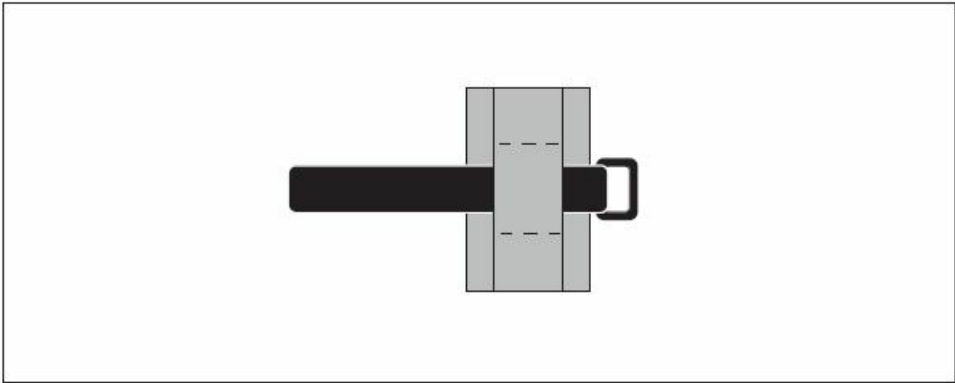
Please note that accessories can have a significant influence on the characteristics of the vehicle.


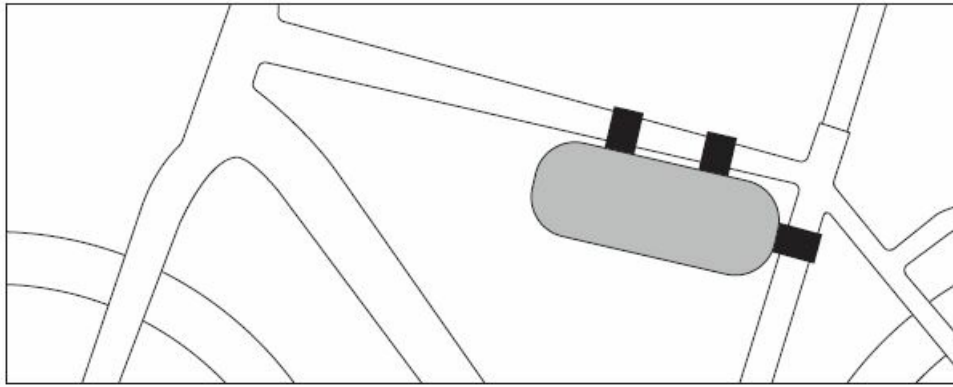
- If you are not absolutely sure or if you have questions, please contact your dealer.
- The range of use of the bike always changes to use category 2 (asphalt road, bike paths, forest roads and dirt roads) when using this product.
- The enclosed instructions cannot cover every possible combination of the product with all vehicle models.
Safety instructions for maintenance Prevent malfunctions due to excessive wear, material fatigue or loose screw connections:
- Check the product and your vehicle regularly.
- Do not use the product and your vehicle if you notice excessive wear or loose screw connections.
- Do not use the vehicle if you notice cracks, deformation or color changes.
- Have the vehicle inspected immediately by your dealer if you notice excessive wear, loose screw connections, deformation, cracks or color changes

CLEANING AND CARE

- Risk of damage! Improper handling of cleaning agents can cause damage to the product.
- Do not use aggressive cleaning agents, brushes with metal or nylon bristles or sharp or metallic cleaning objects such as knives, hard spatulas and the like. These can damage the surfaces and the product.
- Clean the product regularly with water (add a mild detergent if necessary) and a soft cloth.

ASSEMBLY INSTRUCTION AND MANUAL





STORAGE

All parts must be completely dry before storage.

- Always store the product in a dry place.
- Protect the product from direct sunlight.

DISPOSAL

- Dispose of the packaging according to its type. Add cardboard and cartons to your waste paper collection, and films and plastic parts to your recyclables collection.
- Dispose of the product in accordance with the laws and regulations valid in your country.

LIABILITY FOR MATERIAL DEFECTS

- If there are any defects, please contact the dealer from whom you purchased the product.
- In order to ensure that your complaint is processed smoothly, it is necessary for you to present proof of purchase and proof of inspection. Please keep them in a safe place.
- To ensure a long service life and durability of your product or your vehicle, you may only use it in accordance with its intended purpose. It is essential that you observe the information in the operating instructions of your vehicle.
- Furthermore, the installation instructions (especially torques for screws) and the prescribed maintenance intervals must be observed.

OTHER INFORMATION



maximale Zuladung 1,5 Kg
maximum payload 1,5 Kg



keine Tiere transportieren
do not carry pets

Please visit us occasionally on our website at www.CUBE.eu. There you will find news, information and the latest versions of our manuals as well as the addresses of our specialist dealers.

Pending System GmbH & Co. KG Ludwig-Hüttner-Str. 5-7 D-95679 Waldershof +49 (0)9231 97 007 80


www.cube.eu



PENDING SYSTEM GMBH & CO. KG Ludwig-Hüttner-Str. 5-7 D-95679 Waldershof

www.cube.eu/service/manuals/

Documents / Resources



[CUBE ACID CMPT 1.2 Frame Bag](#) [pdf] Instruction Manual
93759, ACID CMPT 1.2, ACID CMPT 1.2 Frame Bag, Frame Bag, Bag

[Manuals+](#)