



CTA PAD-PARAMULTI Triple Screen Adjustable Kiosk with Universal Security Enclosure Instruction Manual

[Home](#) » [CTA](#) » CTA PAD-PARAMULTI Triple Screen Adjustable Kiosk with Universal Security Enclosure Instruction Manual 

Contents

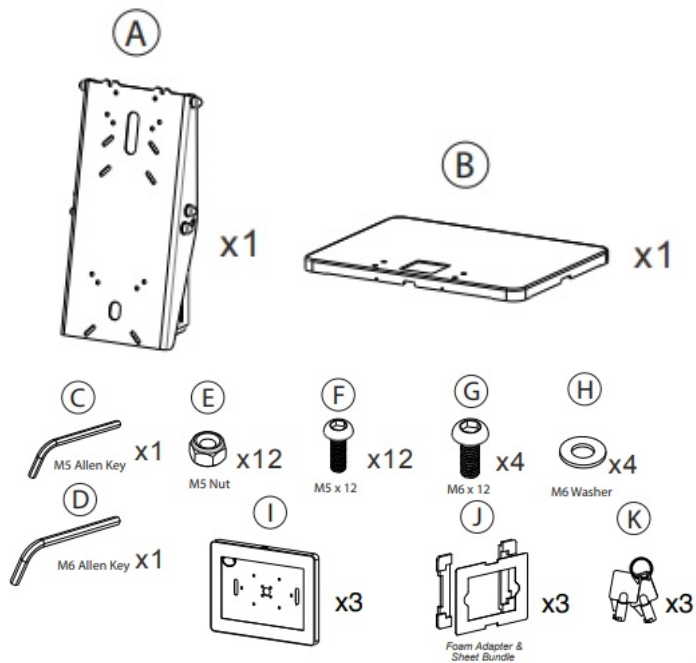
- [1 CTA PAD-PARAMULTI Triple Screen Adjustable Kiosk with Universal Security Enclosure Instruction Manual](#)
- [2 INSTRUCTION – MANUAL](#)
- [3 INSTALLATION:](#)
 - [3.1 1. Setting up Base to Body](#)
- [4 2. Adjusting Height](#)
- [5 3. Setup Configuration](#)
- [6 4. Setting up](#)
- [7 5. Setting Up Foam Adapters](#)
- [8 6. Setting Up Sheet Adapter](#)
- [9 7. Setting Up Enclosure Openings](#)
- [10 8. Enclosure Security](#)
- [11 Read More About This Manual & Download PDF:](#)
- [12 Documents / Resources](#)
- [13 Related Posts](#)

CTA PAD-PARAMULTI Triple Screen Adjustable Kiosk with Universal Security Enclosure Instruction Manual



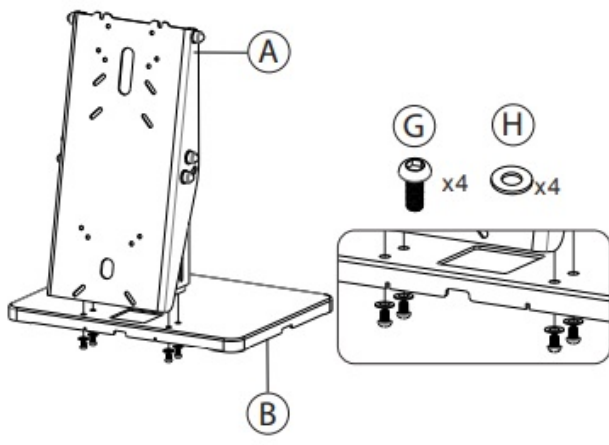
INSTRUCTION – MANUAL

CONTENTS:



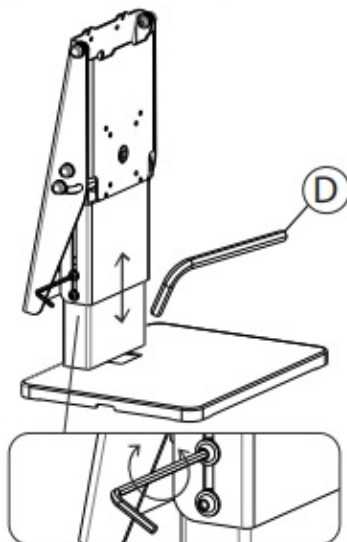
INSTALLATION:

1. Setting up Base to Body



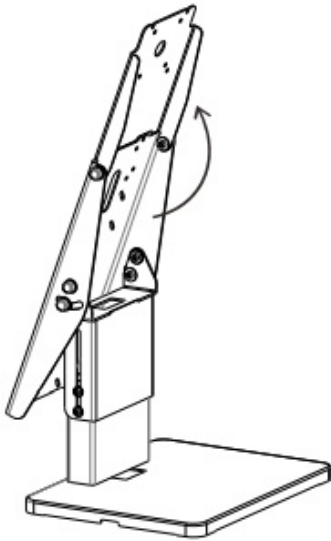
1A. Align base (B) to body (A) as shown. From below, rotate in (4) screws (G) and washers (H) as shown using provided tool (D) until securely tightened.

2. Adjusting Height



2A. Loosen the side bolt using provided tool (D) to raise or lower to height to your preference. Rotate opposite direction to securely tighten and set your height.

3. Setup Configuration

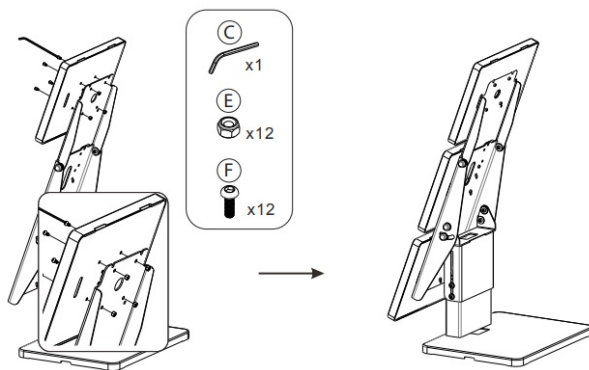


3A. Identify the top VESA plate, Tilt it down for a 2-direction setup or keep it up for a 1-direction setup as required.

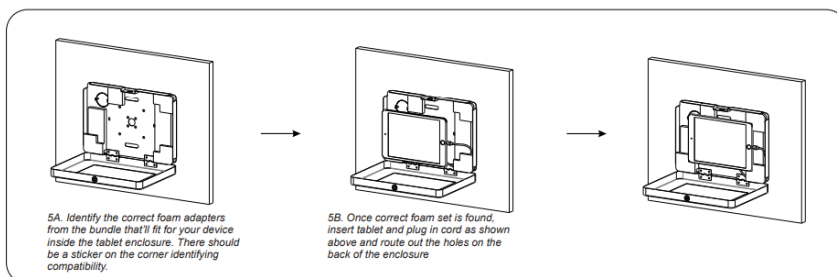
4. Setting up

Tablet Enclosures

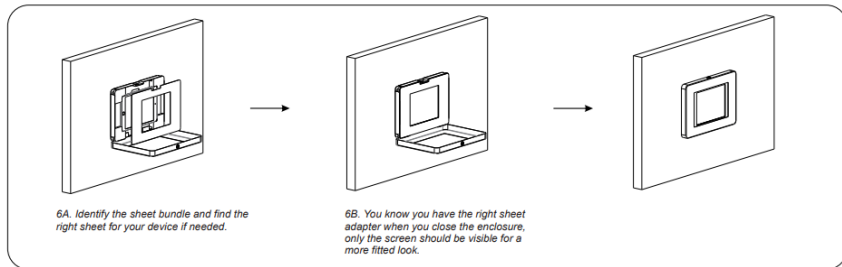
4A. Identify the (3) VESA locations. Align enclosures VESA holes (I) with the body VESA holes (A). Then using the screw and hex nuts (E & F), screw in from the front using provided tool (C) while holding the hex nuts from behind until securely tightened. Repeat for all other VESA locations with enclosures.



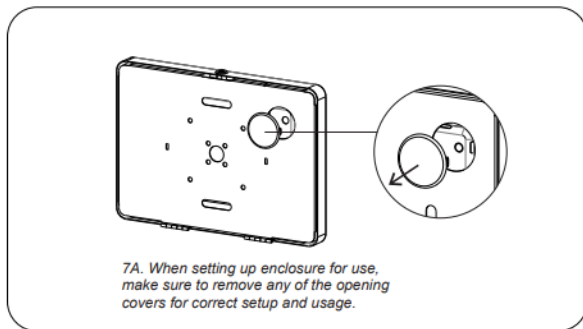
5. Setting Up Foam Adapters



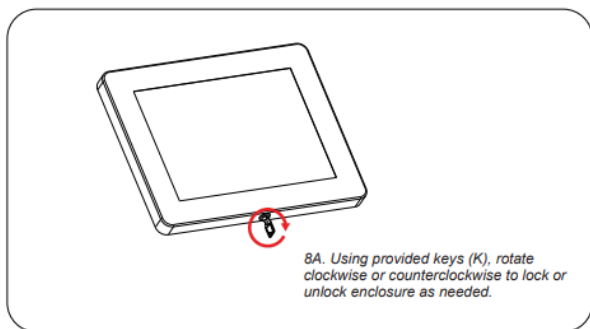
6. Setting Up Sheet Adapter



7. Setting Up Enclosure Openings



8. Enclosure Security



Read More About This Manual & Download PDF:

Documents / Resources

	<p>CTA PAD-PARAMULTI Triple Screen Adjustable Kiosk with Universal Security Enclosure [pdf] Instruction Manual</p> <p>PAD-PARAMULTI, Triple Screen Adjustable Kiosk with Universal Security Enclosure, PAD-PARAMULTI Triple Screen Adjustable Kiosk with Universal Security Enclosure, PAD-PARAMULTI Triple Screen Adjustable Kiosk, Triple Screen Adjustable Kiosk, Adjustable Kiosk, Kiosk</p>
--	--